Georgia Farm Gate Value Report 2023

January 2025
Report #AR-25-01

Compiled and published by
The University of Georgia
Department of Agricultural and Applied Economics

Supporting Georgia's agricultural economy through data-driven decision-making tools

Use Policy
Permission is granted to the public to use this material in part or in full for educational purposes provided full credit is given by citing the publication, its source and authors, and date of publication.

Acknowledgements

Special thanks to the Office of Information Technology, College of Agricultural and Environmental Sciences, for the support and maintenance of the Farm Gate database and Web site.

Thank you to the Georgia Cooperative Extension Specialists who were consulted in the process of data collection and organizing this report. Thank you to the Georgia Cooperative Extension Agents and the Program Development Coordinators who dedicated many hours to the collection and entry of data for the farm gate value survey, without which this report would not be possible.

A Comparison of Agricultural Data Sources

In addition to the Farm Gate Value Report (FGVR), users of agricultural data in the state of Georgia have had a selection of available resources, including those from the United State Department of Agriculture's National Agricultural Statistics Service (NASS), providing numerous state and county-level data sources such as the Census of Agriculture (Census). Historically, the Georgia NASS office published *Agricultural Facts* annually. However, the legacy version of this publication was discontinued following the 2009 issue, due to budget and resource cuts. They do, however, continue to publish some of the information online, with a two-page highlight of particular commodities (see current *Georgia Agricultural Facts* brief). The Census is conducted every five years, from the perspective of all U.S. farms and ranches, detailing figures on farm operations and operators, production, income, and expenditures for various geographies.[1] The Center for Agribusiness and Economic Development (CAED) partners with Georgia Cooperative Extension to compile the FGVR each spring to capture the prior year's information. Since each of these resources measure agricultural data in different ways, it is likely that numbers taken from one report will not exactly match those from another for similar commodities.

The FGVR relies exclusively on Cooperative Extension personnel to provide production information. Each year a survey is distributed to Extension offices for completion by the county agent. For crops, individual agents are asked to supply county acreage and yields. A suggested price for each crop (determined by Extension specialists) is provided. Individual agents have the option of adjusting the price based on county conditions. Agents are also provided acreage data for row crops, fruits, nuts and vegetables from the Farm Service Agency (FSA) for guidance. For livestock, inventory numbers are requested, to which a formula is applied for calculating average production for the year and value of production for the county. The CAED supplements the agent-submitted data with statistics from other sources for the value of timber,[2] crop insurance,[3] and government payments.[4]

Although NASS also reports annual data, the types of information and sources differ from the FGVR. FGVR numbers focus strictly on the value of production, while not all of the NASS resources inform from this perspective. Examples of this divergence include use of sales or cash receipts, with figures based on data from both published and unpublished NASS sources, or methodology variations between crop and livestock commodity measurements.[5] Another contrast is found in the FGVR delivery of county-level value of production data for each of its commodities. Finally, the FGVR contains specific level of detail about certain commodities that are not available through NASS sources.

[1] For a full picture of the method and data from the Ag Census, visit the Census of Agriculture website.

[2] Georgia Department of Revenue, Tax Digest Consolidated Summaries, the 100% assessed value of timber, defined as the "total value of the sales and harvests during the four calendar quarters of the year preceding the tax year for which the consolidation sheets are being prepared."

3 United States Department of Agriculture, Risk Management Agency, Crop Summary of Business data, using the figure for indemnity value by county.

[4] United States Department of Agriculture, Farm Service Agency, Farm Programs payments report summary.

[5] Note that the NASS report, *Georgia Agricultural Facts*, is based upon the USDA, Economic Research Service, Farm Income Team's Farm Income and Wealth Statistics. For more detail about the methodology, see the documentation here.

TABLE OF CONTENTS

Acknowledgements 2
A Comparison of Agricultural Data Sources 3
2023 Georgia Agricultural Commodity Rankings 7
Annual Comparison of Farm Gate Value by Commodity 8
2023 Georgia Top Ten Agricultural Commodities 9
2023 Georgia Farm Gate TOTAL Value by Commodity Group 9
2023 Georgia Farm Gate GROWER Value by Commodity Group 10
2023 Georgia Summary Tables 11
- **2023 Top Ten Counties Total Farm Gate Value** 11
- **2023 Top Ten Counties Total Vegetables Value** 11
- **2023 Top Ten Counties Total GROWER Value (all except broiler-integrator)** 11
- **2023 Top Ten Counties Total Ornamental Horticulture Value** 11
- **2023 Top Ten Counties Total Row & Forage Value** 11
- **2023 Top Ten Counties Total Forestry & Products Value** 11
- **2023 Top Ten Counties Total Fruits & Nuts Value** 12
- **2023 Top Ten Counties Total Livestock & Aquaculture Value** 12
- **2023 Top Ten Counties Total Poultry & Egg Value** 12
- **2023 Top Ten Counties Total AG Tourism & Other Income Gate Value** 12
- **2023 Top Ten Commodities** 12
- **2023 Top Ten Vegetables** 12
- **2023 Farm Gate Grower Value (Total value less broiler integrator value) Ranked by Commodity Group** 13
- **2023 Total Farm gate Value Ranked by Commodity Group** 13
- **2023 Total Farm Gate Value By Cooperative Extension District** 13
- **2023 Total Farm Gate Value by U.S. Congressional District*** 13

Total GROWER Value, 2023 (excludes broiler-integrator) 14
Total Farm Gate Value, 2023 15
Total Farm Gate Value Map: 2023 16
Grower Farm Gate Value Map: 2023 16
Row & Forage Crops Farm Gate Value Map: 2023 17
Fruit & Nut Crops Farm Gate Value Map: 2023 17
Vegetables Farm Gate Value Map: 2023 18
Ornamental Horticulture Farm Gate Value Map: 2023 18
Forestry & Products Farm Gate Value Map: 2023 19
Livestock & Aquaculture Farm Gate Value Map: 2023 19
Poultry & Egg Farm Gate Value Map: 2023 20
Other Income Farm Gate Value Map: 2023 20
2023 Georgia Row and Forage Crops Farm Gate Value 21
- **Barley Farm Gate Value 2023** 22
- **Corn Farm Gate Value 2023** 24
- **Cotton Farm Gate Value 2023** 26
- **Hay Farm Gate Value 2023** 28
- **Oats Farm Gate Value 2023** 30
- **Peanuts Farm Gate Value 2023** 32
- **Rye Farm Gate Value 2023** 34
- **Silage Farm Gate Value 2023** 36
- **Sorghum Farm Gate Value 2023** 38
- **Soybeans Farm Gate Value 2023** 40

Straw Farm Gate Value 2023 42
Tobacco Farm Gate Value 2023 44
Wheat Farm Gate Value 2023 46
Miscellaneous Row And Forage Crops Farm Gate Value 2023 48
Total Row and Forage Crops Value 49
2023 Georgia Fruits and Nuts Farm Gate Value 50
Apples Farm Gate Value 2023 51
Blackberries Farm Gate Value 2023 53
Blueberries Farm Gate Value 2023 55
Grapes Farm Gate Value 2023 57
Peaches Farm Gate Value 2023 59
Pecans Farm Gate Value 2023 61
Strawberries Farm Gate Value 2023 63
Miscellaneous Fruits and Nuts Farm Gate Value 2023 65
Total Fruits and Nuts Value 66
2023 Georgia Vegetables Farm Gate Value 67
Bell Peppers Farm Gate Value 2023 68
Cabbage Farm Gate Value 2023 70
Cantaloupe Farm Gate Value 2023 72
Cucumbers Farm Gate Value 2023 74
Eggplant Farm Gate Value 2023 76
Greens Farm Gate Value 2023 78
Okra Farm Gate Value 2023 80
Onions Farm Gate Value 2023 82
Other Peppers (banana & hot peppers) Farm Gate Value 2023 84
Other Vegetables Farm Gate Value 2023 85
Snap Beans Farm Gate Value 2023 86
Southern Peas Farm Gate Value 2023 88
Squash (yellow & winter) Farm Gate Value 2023 90
Sweet Corn Farm Gate Value 2023 92
Tomato Farm Gate Value 2023 94
Watermelon Farm Gate Value 2023 96
Zucchini Farm Gate Value 2023 98
Total Vegetable Value 100
2023 Georgia Ornamental Horticulture Farm Gate Value 101
Container Nursery Farm Gate Value 2023 102
Field Nursery Farm Gate Value 2023 104
Greenhouse Farm Gate Value 2023 106
Turfgrass Farm Gate Value 2023 108
Miscellaneous Ornamental Horticulture Farm Gate Value 2023 110
Total Ornamental Horticulture Value 111
2023 Georgia Forestry and Products Farm Gate Value 112
Christmas Trees Farm Gate Value 2023 113
Pine Straw Farm Gate Value 2023 115
Timber Farm Gate Value 2023 117
Miscellaneous Forestry Products Farm Gate Value 2023 119
Total Forestry Products Value 120
2023 Georgia Livestock and Aquaculture Farm Gate Value 121
Beef Cattle Finished Outside County Farm Gate Value 2023 122
Beef Cows Farm Gate Value 2023 124

Beef Stockers Farm Gate Value 2023 126
Catfish Farm Gate Value 2023 128
Dairy Farm Gate Value 2023 130
Goats Farm Gate Value 2023 132
Honeybees Farm Gate Value 2023 134
Horses - Boarding, Training, Breeding Farm Gate Value 2023 136
Horses - Raised Farm Gate Value 2023 138
Pork - Farrow to Finish Farm Gate Value 2023 140
Pork - Feeder Farm Gate Value 2023 142
Pork - Finishing Only Farm Gate Value 2023 144
Sheep Farm Gate Value 2023 146
Miscellaneous Livestock & Aquaculture Farm Gate Value 2023 148
Total Livestock & Aquaculture Value 2023 149
2023 Georgia Poultry and Eggs Farm Gate Value 150
Broiler - Total (Grower & Integrator) Farm Gate Value 2023 151
Breeder Pullet Unit Farm Gate Value 2023 155
Hatching Layers Farm Gate Value 2023 157
Table Layers Farm Gate Value 2023 159
Quail Farm Gate Value 2023 161
Miscellaneous Poultry Farm Gate Value 2023 163
Total Poultry & Egg Value 2023 164
2023 Georgia Ag-Based Tourism, Nature-Based Tourism, and Other Income Farm Gate Value 165
Ag & Nature-Based Tourism Farm Gate Value 2023 166
Crop Insurance Farm Gate Value 2023 168
Government Payments Farm Gate Value 2023 170
Hunting Leases - Deer Farm Gate Value 2023 172
Hunting Leases - Duck Farm Gate Value 2023 174
Hunting Leases - Turkey Farm Gate Value 2023 175
Miscellaneous Income Farm Gate Value 2023 178
Total Other Income and AgriTourism Value 2023 179

2023 Georgia Agricultural Commodity Rankings

Rank	Commodity		Farm Gate Value	% of GA Total
1	Broilers	$	5,813,731,000.00	33.02%
2	Eggs	$	987,876,000.00	5.61%
3	Beef	$	981,724,240.00	5.58%
4	Cotton	$	938,638,759.00	5.33%
5	Peanuts	$	915,046,602.00	5.20%
6	Timber	$	885,782,239.00	5.03%
7	Greenhouse	$	584,969,240.00	3.32%
8	Blueberries	$	526,600,995.00	2.99%
9	Corn	$	514,036,726.00	2.92%
10	Dairy	$	456,061,127.00	2.59%
11	Hay	$	371,183,035.00	2.11%
12	Pecans	$	352,468,531.00	2.00%
13	Horses	$	256,405,299.00	1.46%
14	Turfgrass	$	241,659,929.00	1.37%
15	Field Nursery	$	241,641,304.00	1.37%
16	Container Nursery	$	212,126,582.00	1.20%
17	Misc. Vegetables	$	201,781,207.90	1.15%
18	Watermelon	$	196,273,640.00	1.11%
19	Onions	$	187,111,408.00	1.06%
20	Sweet Corn	$	174,746,687.25	0.99%
21	Bell Peppers	$	138,550,950.00	0.79%
22	Breeder Pullet Unit	$	123,891,936.00	0.70%
23	Ag-based Tourism	$	118,061,949.00	0.67%
24	Soybeans	$	104,686,295.00	0.59%
25	Pine Straw	$	99,350,464.00	0.56%
26	Tomato	$	90,532,498.00	0.51%
27	Pork	$	86,961,288.00	0.49%
28	Cucumbers	$	78,133,449.00	0.44%
29	Hunting Lease - Deer	$	68,217,277.00	0.39%
30	Silage	$	64,861,849.00	0.37%
31	Honeybees	$	61,648,562.00	0.35%
32	Greens (collards, chard, kale, lettuce, mustard, spinach, turnip greens)	$	61,471,331.72	0.35%
33	Grapes	$	49,653,163.00	0.28%
34	Squash (yellow and winter)	$	45,644,016.10	0.26%
35	Wheat	$	38,506,557.00	0.22%
36	Cabbage	$	38,394,959.30	0.22%
37	Zucchini	$	36,539,517.20	0.21%
38	Tobacco	$	30,054,825.00	0.17%
39	Other Peppers (including banana and hot)	$	29,884,115.84	0.17%
40	Catfish	$	23,764,270.00	0.13%
41	Hunting Leases - Turkey	$	23,365,985.00	0.13%
42	Blackberries	$	23,146,847.00	0.13%
43	Peaches	$	20,770,036.00	0.12%
44	Strawberries	$	19,903,119.00	0.11%
45	Goats	$	18,415,386.00	0.10%
46	Straw	$	17,700,862.00	0.10%
47	Cantaloupe	$	17,644,837.75	0.10%
48	Snap Beans	$	15,930,817.24	0.09%
49	Eggplant	$	14,546,534.00	0.08%
50	Sorghum	$	13,829,207.00	0.08%
51	Apples	$	10,040,598.00	0.06%
52	Oats	$	9,594,348.00	0.05%
53	Christmas Trees	$	9,103,717.00	0.05%
54	Sheep	$	8,489,544.00	0.05%
55	Rye	$	7,253,261.00	0.04%
56	Quail	$	5,399,404.00	0.03%
57	Sothern Pea	$	4,294,948.90	0.02%
58	Hunting Leases - Duck	$	2,351,325.00	0.01%
59	Okra	$	1,226,454.50	0.01%
60	Barley	$	55,539.00	0.00%
	Crop Insurance	$	260,021,067.00	1.48%
	Government Payments	$	305,574,802.00	1.74%
	All Other Miscellaneous	$	371,611,720.00	2.11%
	2023 Total Farm Gate Value		**$17,608,944,181**	

Comparison of Annual Commodity Values

Commodity	2018	2019	2020	2021	2022	2023
Ag-based Tourism	125,119,491	125,675,476	80,016,950	95,350,006	105,377,166	118,061,949
Apples	8,089,100	11,225,675	9,357,650	8,691,797	9,906,395	10,040,598
Barley	206,742	52,386	239,030	259,742	79,697	55,539
Beef Cattle Finished Outside Co	51,213,470	57,502,556	65,636,349	77,024,269	77,242,093	82,347,535
Beef Cows	482,163,793	491,015,718	428,428,373	492,690,996	561,932,968	770,772,340
Beef Stockers	99,802,715	117,618,093	97,794,648	88,895,618	90,798,462	128,604,365
Blackberries	4,342,483	6,629,830	17,958,993	18,435,161	19,870,484	23,146,847
Blueberries	300,358,592	220,444,595	304,188,699	348,745,413	449,363,632	526,600,995
Breeder Pullet Unit	272,881,260	52,493,085	27,986,919	84,150,059	109,550,416	123,891,936
Broilers	4,460,396,286	4,032,731,000	2,950,332,000	4,215,196,000	6,672,840,000	5,813,731,000
Catfish	28,173,880	26,663,480	25,403,700	23,819,500	24,343,800	23,764,270
Christmas Trees	8,622,357	5,589,310	5,258,250	5,265,625	4,504,850	9,103,717
Corn	288,229,368	321,373,871	358,088,054	509,054,907	522,738,318	514,036,726
Cotton	792,718,852	983,630,257	727,796,434	1,003,028,657	1,311,533,294	938,638,759
Crop Insurance	290,082,679	163,817,298	129,075,471	156,105,501	186,060,042	260,021,067
Dairy	308,349,680	305,971,569	296,960,246	302,889,598	378,370,162	456,061,127
Eggs	948,205,221	230,723,940	276,503,402	635,134,000	960,213,000	987,876,000
Goats	18,460,353	16,078,279	17,455,249	20,280,000	22,287,533	18,415,386
Government Payments	471,803,832	572,798,956	934,196,586	712,623,031	595,774,195	305,574,802
Grapes	19,730,336	24,698,747	26,824,096	31,532,019	47,293,024	49,653,163
Greenhouse for OrnHort	487,692,208	476,533,296	566,227,546	635,867,449	611,163,834	584,969,240
Hay	232,130,985	306,246,800	291,166,976	312,843,677	347,681,076	371,183,035
Hogs, Farrow to Finish	23,139,890	21,441,019	11,337,942	13,697,202	17,469,945	17,925,725
Hogs, Feeder Pigs	45,173,040	66,229,950	34,157,063	47,623,412	50,922,375	66,156,387
Hogs, Finishing Only	13,396,178	11,228,661	3,683,454	5,803,995	6,156,193	2,879,177
Honeybees	41,161,438	43,732,546	44,671,976	46,537,306	57,452,234	61,648,562
Horses	247,745,600	246,202,650	239,553,900	238,292,625	249,192,000	256,405,299
Hunting Lease - Deer	87,928,735	88,468,286	102,222,938	102,453,568	65,918,488	68,217,277
Hunting Leases - Duck	1,661,605	1,900,555	1,921,018	1,798,970	1,794,250	2,351,325
Hunting Leases - Turkey	11,580,925	13,135,760	16,566,165	17,144,031	22,759,716	23,365,985
Miscellaneous (All Other)	184,187,423	191,576,574	202,732,662	205,994,953	262,627,728	371,611,720
Nursery - Container	144,726,279	177,969,627	232,942,530	211,868,388	223,055,843	212,126,582
Nursery - Field	125,696,305	182,489,887	211,361,055	195,738,099	249,495,796	241,641,304
Oats	9,183,231	6,766,487	7,605,733	17,661,835	15,129,894	9,594,348
Peaches	48,322,284	71,776,414	63,644,163	84,868,921	80,573,343	20,770,036
Peanuts	624,572,608	663,042,432	678,038,017	776,675,989	790,820,291	915,046,602
Pecans	218,477,486	263,359,174	282,289,363	383,798,591	400,790,725	352,468,531
Pine Straw	80,619,320	100,165,580	92,011,700	138,988,980	126,682,500	99,350,464
Quail	20,665,109	22,420,954	7,252,954	7,591,658	3,405,383	5,399,404
Rye	7,914,788	7,140,723	9,162,520	9,438,730	10,291,398	7,253,261
Sheep	4,316,968	4,610,715	5,456,236	7,350,949	8,607,269	8,489,544
Silage	60,624,172	81,463,741	86,650,875	64,945,395	65,664,773	64,861,849
Sorghum	16,308,707	16,144,661	13,360,380	12,209,116	9,179,899	13,829,207
Soybeans	66,855,752	37,501,377	51,999,653	90,664,377	103,229,081	104,686,295
Straw	19,493,833	71,991,458	21,026,678	15,765,935	17,136,365	17,700,862
Strawberries	9,893,856	10,570,169	11,931,532	14,438,573	15,299,904	19,903,119
Timber	632,205,059	679,546,899	649,792,710	660,610,744	780,829,934	885,782,239
Tobacco	44,221,582	36,486,446	29,781,306	30,984,920	33,995,068	30,054,825
Turfgrass	118,321,229	125,936,720	130,489,485	126,430,568	194,421,413	241,659,929
Vegetables - Bell Peppers	125,983,101	127,851,345	133,518,013	153,806,782	152,758,734	138,550,950
Vegetables - Cabbage	41,888,607	51,946,265	49,566,931	39,888,567	2,021,250	8,629,450
Vegetables - Cantaloupe	13,450,217	12,915,395	18,071,325	17,211,250	--	--
Vegetables - Cucumbers	83,651,291	75,519,198	79,039,320	68,032,299	--	--
Vegetables - Eggplant	23,541,796	28,324,105	24,016,990	17,154,709	--	--
Vegetables - Greens	36,505,804	67,462,333	72,570,961	55,647,581	--	--
Vegetables - Okra	1,018,008	953,145	1,125,871	971,035	--	--
Vegetables - Onions	149,550,320	133,179,945	134,272,853	168,031,196	173,945,307	187,111,408
Vegetables - Other Peppers	14,553,662	17,134,592	22,467,765	19,793,180	--	--
Vegetables - Other Veg	209,450,320	206,195,361	228,496,321	222,567,162	975,638,409	997,692,700
Vegetables - Snap Beans	24,011,849	25,790,094	22,446,744	19,788,241	720,000	722,865
Vegetables - Southern Peas	5,216,301	5,390,740	5,815,611	4,938,761	--	--
Vegetables - Squash	40,837,931	37,603,158	51,732,200	54,446,734	--	--
Vegetables - Sweet Corn	156,679,146	145,026,886	173,249,586	212,620,365	--	--
Vegetables - Tomato	50,921,844	37,624,476	54,100,556	88,094,613	--	--
Vegetables - Watermelon	123,888,134	180,278,529	139,771,946	159,984,310	--	--
Vegetables - Zucchini	25,058,564	26,014,038	25,699,051	34,997,875	--	--
Wheat	21,710,328	29,912,201	30,799,891	48,700,104	60,537,643	38,506,557
Totals	**13,755,084,305**	**13,001,935,486**	**12,145,301,560**	**14,693,935,618**	**18,337,447,590**	**17,608,944,181**

2023 Georgia Top Ten Agricultural Commodities

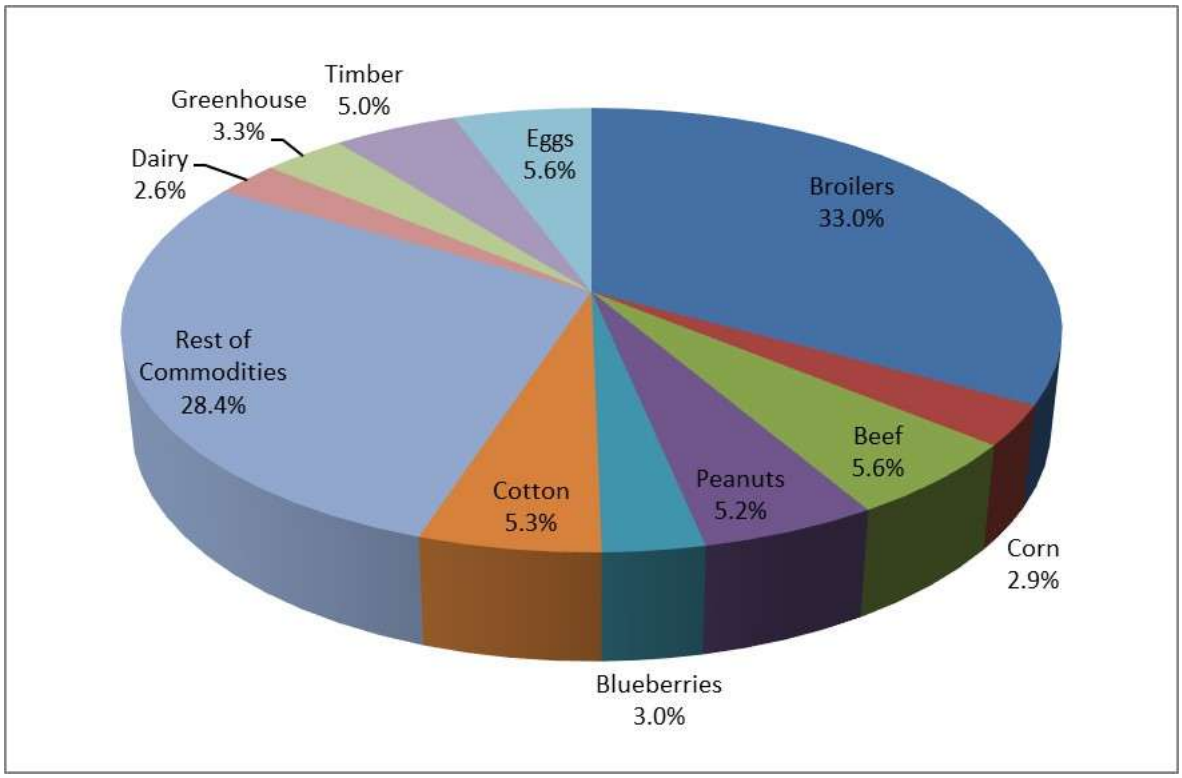

2023 Georgia Farm Gate TOTAL Value by Commodity Group

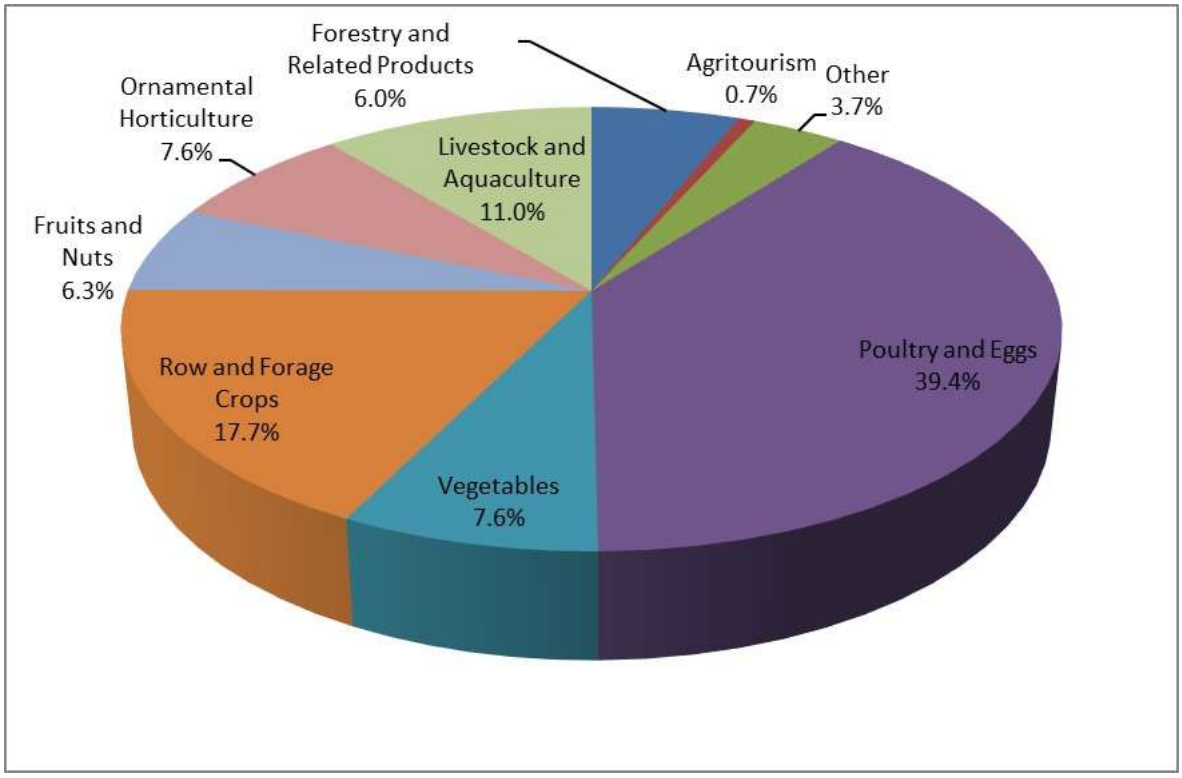

2023 Georgia Farm Gate GROWER Value by Commodity Group

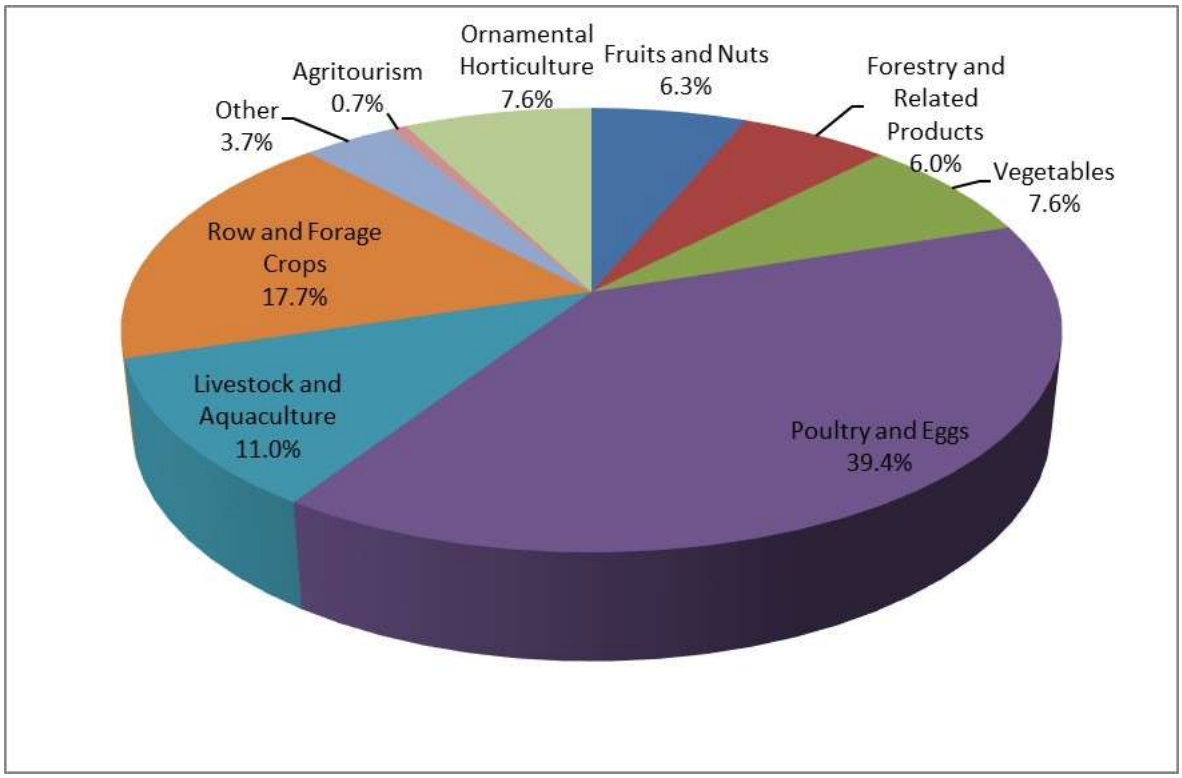

2023 Georgia Summary Tables

2023 Top Ten Counties Total Farm Gate Value

County	Value	% of Total
Colquitt	$635,319,928	3.61%
Hart	$629,348,091	3.57%
Franklin	$546,721,300	3.10%
Tattnall	$464,112,906	2.64%
Mitchell	$447,757,048	2.54%
Madison	$439,050,787	2.49%
Macon	$390,213,443	2.22%
Coffee	$377,344,044	2.14%
Oglethorpe	$375,752,892	2.13%
Gordon	$356,822,450	2.03%

2023 Top Ten Counties Total Vegetables Value

County	Value	% of Total
Colquitt	$215,155,540	16.14%
Decatur	$119,426,100	8.96%
Echols	$117,146,500	8.79%
Tift	$101,541,640	7.62%
Tattnall	$91,998,694	6.90%
Toombs	$84,530,750	6.34%
Worth	$65,278,425	4.90%
Mitchell	$65,163,425	4.89%
Brooks	$36,925,365	2.77%
Lowndes	$28,887,170	2.17%

2023 Top Ten Counties Total GROWER Value (all except broiler-integrator)

County	Value	% of Total
Colquitt	$635,319,928	3.61%
Hart	$629,348,091	3.57%
Franklin	$546,721,300	3.10%
Tattnall	$464,112,906	2.64%
Mitchell	$447,757,048	2.54%
Madison	$439,050,787	2.49%
Macon	$390,213,443	2.22%
Coffee	$377,344,044	2.14%
Oglethorpe	$375,752,892	2.13%
Gordon	$356,822,450	2.03%

2023 Top Ten Counties Total Ornamental Horticulture Value

County	Value	% of Total
Gwinnett	$113,550,000	8.43%
Columbia	$107,526,460	7.99%
McDuffie	$65,218,552	4.84%
Macon	$64,502,500	4.79%
Forsyth	$54,353,127	4.04%
Grady	$53,633,946	3.98%
Walton	$48,519,858	3.60%
Sumter	$47,600,000	3.54%
Hart	$38,328,042	2.85%
Cherokee	$36,401,500	2.70%

2023 Top Ten Counties Total Row & Forage Value

County	Value	% of Total
Mitchell	$123,513,580	3.97%
Dooly	$103,058,996	3.31%
Worth	$97,052,130	3.12%
Decatur	$92,936,053	2.99%
Colquitt	$92,857,022	2.98%
Miller	$82,457,876	2.65%
Morgan	$81,829,924	2.63%
Coffee	$79,502,419	2.55%
Burke	$77,830,091	2.50%
Early	$75,303,376	2.42%

2023 Top Ten Counties Total Forestry & Products Value

County	Value	% of Total
Laurens	$34,280,727	3.23%
Wayne	$32,691,173	3.08%
Emanuel	$32,496,977	3.06%
Washington	$29,696,046	2.80%
Clinch	$25,447,723	2.40%
Colquitt	$24,479,143	2.31%
Camden	$21,875,510	2.06%
Appling	$21,343,386	2.01%
Burke	$19,915,680	1.88%
Screven	$19,821,345	1.87%

2023 Top Ten Counties Total Fruits & Nuts Value

County	Value	% of Total
Bacon	$124,651,378	11.23%
Baker	$102,220,596	9.21%
Appling	$74,708,400	6.73%
Sumter	$64,073,625	5.77%
Mitchell	$50,555,667	4.56%
Dougherty	$46,144,868	4.16%
Pierce	$40,238,876	3.63%
Ware	$34,917,000	3.15%
Coffee	$34,666,847	3.12%
Peach	$29,008,000	2.61%

2023 Top Ten Counties Total Livestock & Aquaculture Value

County	Value	% of Total
Macon	$115,980,938	5.99%
Burke	$88,902,024	4.59%
Oglethorpe	$78,704,130	4.07%
Brooks	$75,622,662	3.91%
Morgan	$62,552,090	3.23%
Mitchell	$57,162,357	2.95%
Thomas	$51,342,234	2.65%
Madison	$35,171,470	1.82%
Sumter	$33,034,051	1.71%
Carroll	$31,943,255	1.65%

2023 Top Ten Counties Total Poultry & Egg Value

County	Value	% of Total
Hart	$530,937,670	7.66%
Franklin	$512,913,571	7.40%
Madison	$380,425,454	5.49%
Gordon	$319,992,345	4.62%
Tattnall	$304,101,877	4.39%
Oglethorpe	$257,547,054	3.72%
Banks	$249,124,879	3.59%
Colquitt	$248,736,680	3.59%
Jackson	$213,591,726	3.08%
Elbert	$199,112,222	2.87%

2023 Top Ten Counties Total AG Tourism & Other Income Gate Value

County	Value	% of Total
Cherokee	$11,230,000	9.51%
Gilmer	$7,595,079	6.43%
Toombs	$7,500,000	6.35%
White	$6,491,500	5.50%
Mitchell	$5,541,000	4.69%
Morgan	$4,641,675	3.93%
Marion	$4,430,750	3.75%
Thomas	$3,781,585	3.20%
Habersham	$3,551,000	3.01%
Newton	$3,350,368	2.84%

2023 Top Ten Commodities

Commodity	Value	% of Total
Broilers	5813731000	33.02%
Misc. Vegetables	997692700	5.67%
Eggs	987876000	5.61%
Beef	981724240	5.58%
Cotton	938638759	5.33%
Peanuts	915046602	5.20%
Timber	885782239	5.03%
Greenhouse	584969240	3.32%
Blueberries	526600995	2.99%
Corn	514036726	2.92%

2023 Top Ten Vegetables

Commodity	Value	% of Total
Watermelon	$196,273,640	14.72%
Onions	$187,111,408	14.03%
Sweet Corn	$174,746,687	13.11%
Bell Peppers	$138,550,950	10.39%
Tomato	$90,532,498	6.79%
Cucumbers	$78,133,449	5.86%
Yellow Squash	$42,994,191	3.22%
Cabbage	$38,394,959	2.88%
Zucchini	$36,539,517	2.74%
Carrots	$30,571,901	2.29%

2023 Farm Gate Grower Value (Total value less broiler integrator value) Ranked by Commodity Group

County	Value	% of Total
Poultry & Eggs	$6,931,966,640	39.37%
Row & Forage Crops	$3,112,540,713	17.68%
Livestock & Aquaculture	$1,935,967,043	10.99%
Ornamental Horticulture	$1,346,463,455	7.65%
Vegetables	$1,332,707,373	7.57%
Fruits & Nuts	$1,109,730,574	6.30%
Forestry & Products	$1,061,309,878	6.03%
Other Income	$778,258,504	4.42%

2023 Total Farm gate Value Ranked by Commodity Group

County	Value	% of Total
Poultry & Eggs	$6,931,966,640	39.37%
Row & Forage Crops	$3,112,540,713	17.68%
Livestock & Aquaculture	$1,935,967,043	10.99%
Ornamental Horticulture	$1,346,463,455	7.65%
Vegetables	$1,332,707,373	7.57%
Fruits & Nuts	$1,109,730,574	6.30%
Forestry & Products	$1,061,309,878	6.03%
Other Income	$778,258,504	4.42%

2023 Total Farm Gate Value By Cooperative Extension District

District	Value	% of Total
Northeast	$5,144,202,772	29.21%
Northwest	$2,389,327,647	13.57%
Southeast	$3,935,327,904	22.35%
Southwest	$6,140,085,859	34.87%

2023 Total Farm Gate Value by U.S. Congressional District*

District	Value
District 1	$2,633,625,945
District 2	$4,190,033,197
District 3	$614,640,766
District 4	$151,202,821
District 5	$57,511,306
District 6	$115,852,101
District 7	$370,950,459
District 8	$2,301,515,828
District 9	$1,611,182,458
District 10	$3,936,285,046
District 11	$1,049,281,194
District 12	$1,864,068,490
District 13	$91,502,614

***Counties in multiple districts are counted 100% in each.**

Total GROWER Value, 2023 (excludes broiler-integrator)

Rank	Commodity	Farm Gate
11	Appling	$340,972,136
31	Atkinson	$180,795,012
21	Bacon	$225,463,398
20	Baker	$227,038,584
141	Baldwin	$16,609,000
13	Banks	$271,047,212
126	Barrow	$26,136,378
41	Bartow	$125,317,353
96	Ben Hill	$57,566,192
32	Berrien	$180,219,119
152	Bibb	$10,059,463
101	Bleckley	$48,579,952
70	Brantley	$90,315,967
24	Brooks	$210,369,589
149	Bryan	$11,864,023
30	Bulloch	$182,173,616
26	Burke	$197,518,790
136	Butts	$20,126,752
38	Calhoun	$133,460,204
128	Camden	$25,266,846
108	Candler	$42,763,610
22	Carroll	$224,236,163
118	Catoosa	$29,308,810
119	Charlton	$28,837,449
158	Chatham	$4,341,478
157	Chattahoochee	$4,733,152
88	Chattooga	$65,326,015
80	Cherokee	$74,114,942
142	Clarke	$16,244,863
125	Clay	$26,640,186
146	Clayton	$15,774,147
81	Clinch	$73,006,966
151	Cobb	$10,516,876
8	Coffee	$377,344,045
1	Colquitt	$635,319,929
47	Columbia	$118,268,168
40	Cook	$129,794,436
132	Coweta	$23,440,265
57	Crawford	$105,075,653
59	Crisp	$103,680,448
124	Dade	$26,762,163
76	Dawson	$81,860,724
12	Decatur	$337,412,809
135	Dekalb	$20,265,470
63	Dodge	$95,871,871
33	Dooly	$176,890,296
78	Dougherty	$80,136,021
154	Douglas	$8,089,856
44	Early	$121,355,453
36	Echols	$156,428,294
104	Effingham	$44,583,078
19	Elbert	$231,143,700
61	Emanuel	$97,274,803
72	Evans	$85,295,658
117	Fannin	$31,256,596
129	Fayette	$24,938,778
69	Floyd	$91,800,865
65	Forsyth	$94,809,597
3	Franklin	$546,721,300
134	Fulton	$21,471,689

Rank	Commodity	Farm Gate
23	Gilmer	$214,727,572
121	Glascock	$27,482,652
148	Glynn	$13,593,100
10	Gordon	$356,822,450
18	Grady	$231,925,177
73	Greene	$83,946,917
49	Gwinnett	$114,936,507
46	Habersham	$119,547,298
37	Hall	$155,475,992
140	Hancock	$17,701,711
91	Haralson	$63,511,022
123	Harris	$27,019,375
2	Hart	$629,348,092
87	Heard	$66,274,476
147	Henry	$15,384,577
97	Houston	$56,553,949
48	Irwin	$115,194,273
14	Jackson	$251,674,326
53	Jasper	$113,053,465
51	Jeff Davis	$113,393,482
64	Jefferson	$95,322,105
100	Jenkins	$48,707,684
106	Johnson	$43,631,231
130	Jones	$24,761,020
92	Lamar	$59,472,415
102	Lanier	$45,890,034
68	Laurens	$91,813,868
55	Lee	$108,345,529
155	Liberty	$7,994,704
139	Lincoln	$18,644,233
116	Long	$33,843,283
58	Lowndes	$104,974,471
95	Lumpkin	$58,182,304
7	Macon	$390,213,442
6	Madison	$439,050,787
85	Marion	$67,855,555
71	McDuffie	$86,907,824
133	McIntosh	$22,302,539
114	Meriwether	$35,341,209
43	Miller	$122,749,142
5	Mitchell	$447,757,048
93	Monroe	$58,627,446
107	Montgomery	$43,264,479
16	Morgan	$233,209,546
29	Murray	$186,846,936
159	Muscogee	$656,021
98	Newton	$51,310,843
90	Oconee	$64,420,578
9	Oglethorpe	$375,752,892
109	Paulding	$42,716,154
83	Peach	$71,857,277
94	Pickens	$58,318,184
50	Pierce	$113,577,966
127	Pike	$25,782,735
84	Polk	$69,034,295
39	Pulaski	$133,375,095
42	Putnam	$123,278,220
153	Quitman	$8,521,743
115	Rabun	$34,773,560
79	Randolph	$77,325,432

Rank	Commodity	Farm Gate
156	Richmond	$7,822,564
143	Rockdale	$16,000,844
111	Schley	$39,793,207
62	Screven	$96,758,696
45	Seminole	$121,210,236
150	Spalding	$11,471,844
77	Stephens	$81,403,232
131	Stewart	$24,124,137
15	Sumter	$250,978,760
144	Talbot	$15,940,855
105	Taliaferro	$44,301,160
4	Tattnall	$464,112,906
86	Taylor	$66,621,477
67	Telfair	$91,963,547
75	Terrell	$83,451,866
35	Thomas	$158,572,364
27	Tift	$196,968,161
34	Toombs	$174,768,384
145	Towns	$15,815,996
137	Treutlen	$19,806,136
122	Troup	$27,464,704
66	Turner	$91,988,534
120	Twiggs	$28,205,448
110	Union	$41,233,410
99	Upson	$49,067,504
52	Walker	$113,130,342
74	Walton	$83,757,133
56	Ware	$106,834,729
113	Warren	$36,960,130
82	Washington	$72,868,619
54	Wayne	$109,539,672
112	Webster	$37,684,202
103	Wheeler	$45,069,248
60	White	$97,346,101
89	Whitfield	$65,101,275
25	Wilcox	$204,153,361
28	Wilkes	$187,263,738
138	Wilkinson	$18,694,344
17	Worth	$232,682,861

Total Farm Gate Value, 2023

Rank	Commodity	Farm Gate
11	Appling	$340,972,136
31	Atkinson	$180,795,012
21	Bacon	$225,463,398
20	Baker	$227,038,584
141	Baldwin	$16,609,000
13	Banks	$271,047,212
126	Barrow	$26,136,378
41	Bartow	$125,317,353
96	Ben Hill	$57,566,192
32	Berrien	$180,219,119
152	Bibb	$10,059,463
101	Bleckley	$48,579,952
70	Brantley	$90,315,967
24	Brooks	$210,369,589
149	Bryan	$11,864,023
30	Bulloch	$182,173,616
26	Burke	$197,518,790
136	Butts	$20,126,752
38	Calhoun	$133,460,204
128	Camden	$25,266,846
108	Candler	$42,763,610
22	Carroll	$224,236,163
118	Catoosa	$29,308,810
119	Charlton	$28,837,449
158	Chatham	$4,341,478
157	Chattahoochee	$4,733,152
88	Chattooga	$65,326,015
80	Cherokee	$74,114,942
142	Clarke	$16,244,863
125	Clay	$26,640,186
146	Clayton	$15,774,147
81	Clinch	$73,006,966
151	Cobb	$10,516,876
8	Coffee	$377,344,045
1	Colquitt	$635,319,929
47	Columbia	$118,268,168
40	Cook	$129,794,436
132	Coweta	$23,440,265
57	Crawford	$105,075,653
59	Crisp	$103,680,448
124	Dade	$26,762,163
76	Dawson	$81,860,724
12	Decatur	$337,412,809
135	Dekalb	$20,265,470
63	Dodge	$95,871,871
33	Dooly	$176,890,296
78	Dougherty	$80,136,021
154	Douglas	$8,089,856
44	Early	$121,355,453
36	Echols	$156,428,294
104	Effingham	$44,583,078
19	Elbert	$231,143,700
61	Emanuel	$97,274,803
72	Evans	$85,295,658
117	Fannin	$31,256,596
129	Fayette	$24,938,778
69	Floyd	$91,800,865
65	Forsyth	$94,809,597
3	Franklin	$546,721,300
134	Fulton	$21,471,689
23	Gilmer	$214,727,572
121	Glascock	$27,482,652
148	Glynn	$13,593,100
10	Gordon	$356,822,450
18	Grady	$231,925,177
73	Greene	$83,946,917
49	Gwinnett	$114,936,507
46	Habersham	$119,547,298
37	Hall	$155,475,992
140	Hancock	$17,701,711
91	Haralson	$63,511,022
123	Harris	$27,019,375
2	Hart	$629,348,092
87	Heard	$66,274,476
147	Henry	$15,384,577
97	Houston	$56,553,949
48	Irwin	$115,194,273
14	Jackson	$251,674,326
53	Jasper	$113,053,465
51	Jeff Davis	$113,393,482
64	Jefferson	$95,322,105
100	Jenkins	$48,707,684
106	Johnson	$43,631,231
130	Jones	$24,761,020
92	Lamar	$59,472,415
102	Lanier	$45,890,034
68	Laurens	$91,813,868
55	Lee	$108,345,529
155	Liberty	$7,994,704
139	Lincoln	$18,644,233
116	Long	$33,843,283
58	Lowndes	$104,974,471
95	Lumpkin	$58,182,304
7	Macon	$390,213,442
6	Madison	$439,050,787
85	Marion	$67,855,555
71	McDuffie	$86,907,824
133	McIntosh	$22,302,539
114	Meriwether	$35,341,209
43	Miller	$122,749,142
5	Mitchell	$447,757,048
93	Monroe	$58,627,446
107	Montgomery	$43,264,479
16	Morgan	$233,209,546
29	Murray	$186,846,936
159	Muscogee	$656,021
98	Newton	$51,310,843
90	Oconee	$64,420,578
9	Oglethorpe	$375,752,892
109	Paulding	$42,716,154
83	Peach	$71,857,277
94	Pickens	$58,318,184
50	Pierce	$113,577,966
127	Pike	$25,782,735
84	Polk	$69,034,295
39	Pulaski	$133,375,095
42	Putnam	$123,278,220
153	Quitman	$8,521,743
115	Rabun	$34,773,560
79	Randolph	$77,325,432
156	Richmond	$7,822,564
143	Rockdale	$16,000,844
111	Schley	$39,793,207
62	Screven	$96,758,696
45	Seminole	$121,210,236
150	Spalding	$11,471,844
77	Stephens	$81,403,232
131	Stewart	$24,124,137
15	Sumter	$250,978,760
144	Talbot	$15,940,855
105	Taliaferro	$44,301,160
4	Tattnall	$464,112,906
86	Taylor	$66,621,477
67	Telfair	$91,963,547
75	Terrell	$83,451,866
35	Thomas	$158,572,364
27	Tift	$196,968,161
34	Toombs	$174,768,384
145	Towns	$15,815,996
137	Treutlen	$19,806,136
122	Troup	$27,464,704
66	Turner	$91,988,534
120	Twiggs	$28,205,448
110	Union	$41,233,410
99	Upson	$49,067,504
52	Walker	$113,130,342
74	Walton	$83,757,133
56	Ware	$106,834,729
113	Warren	$36,960,130
82	Washington	$72,868,619
54	Wayne	$109,539,672
112	Webster	$37,684,202
103	Wheeler	$45,069,248
60	White	$97,346,101
89	Whitfield	$65,101,275
25	Wilcox	$204,153,361
28	Wilkes	$187,263,738
138	Wilkinson	$18,694,344
17	Worth	$232,682,861

Total Farm Gate Value Map: 2023
GA = $17,608,944,181

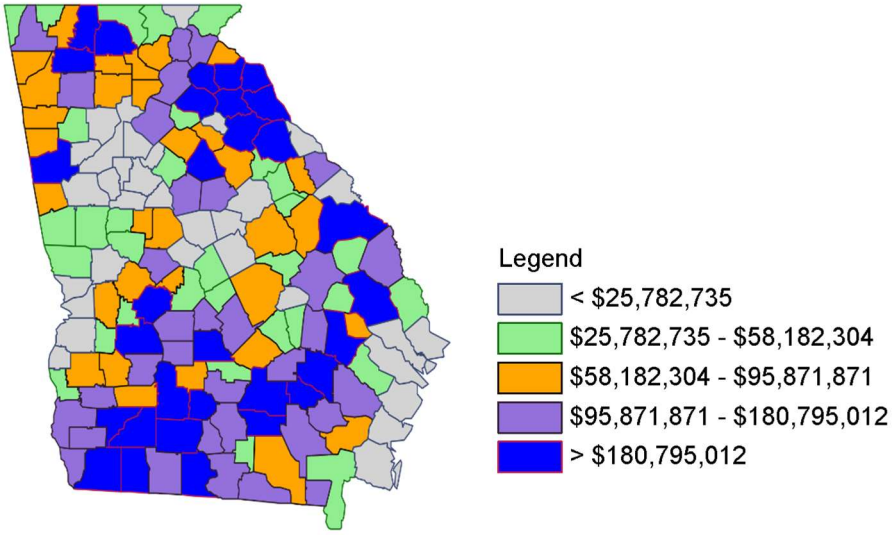

Grower Farm Gate Value Map: 2023
GA = $17,608,944,181

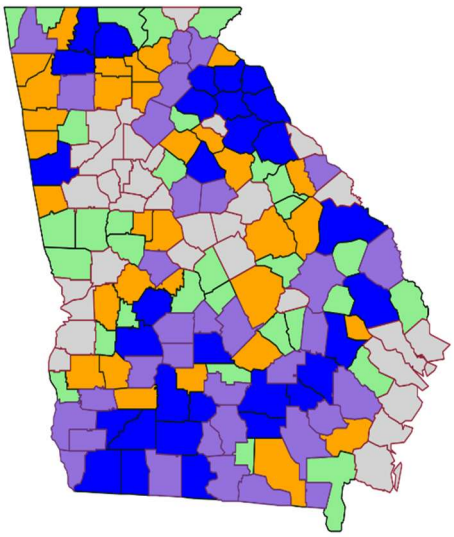

Row & Forage Crops Farm Gate Value Map: 2023
GA = $3,112,540,713

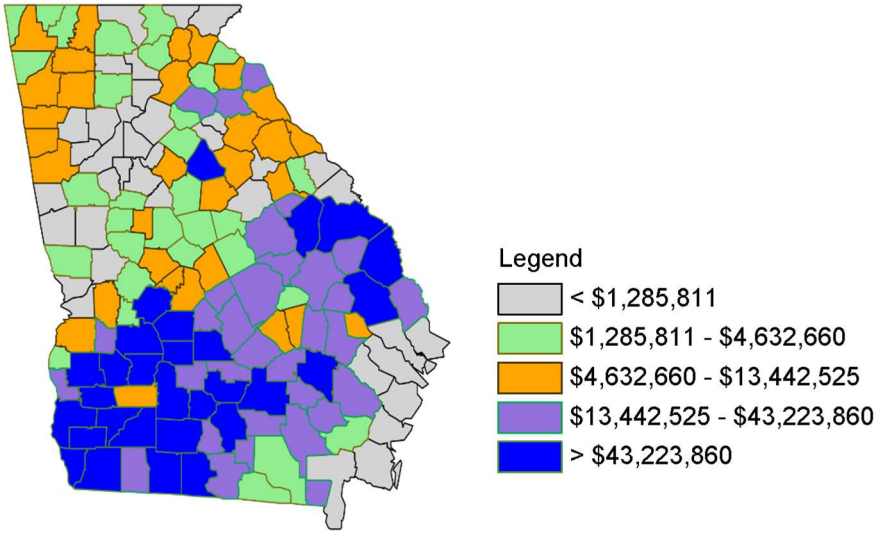

Fruit & Nut Crops Farm Gate Value Map: 2023
GA = $1,109,730,574

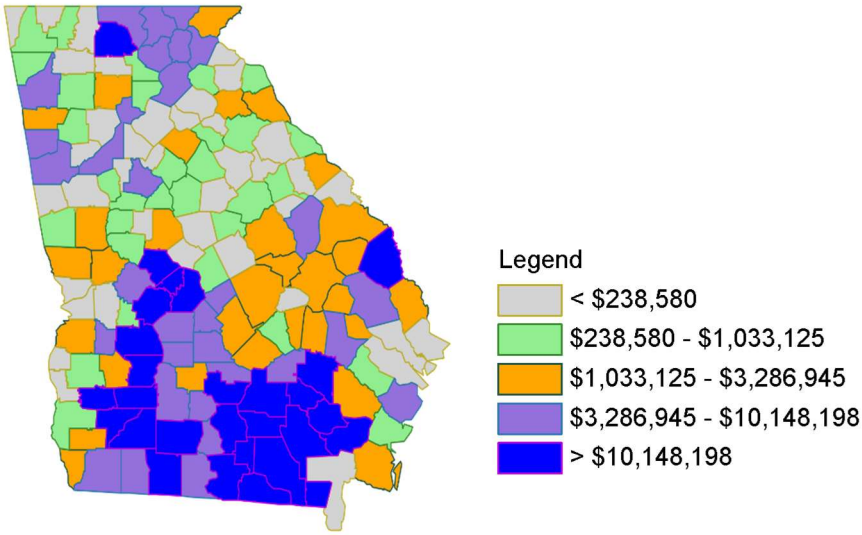

Vegetables Farm Gate Value Map: 2023
GA = $1,332,707,373

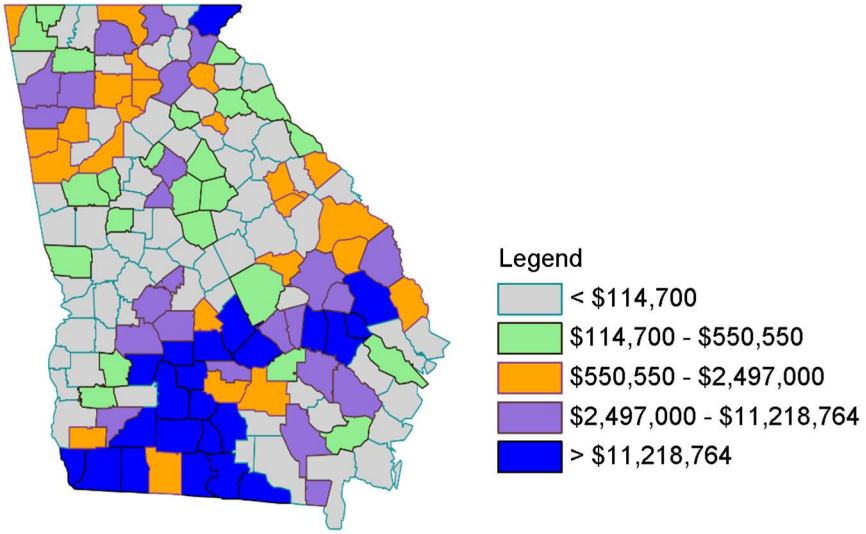

Ornamental Horticulture Farm Gate Value Map: 2023
GA = $1,346,463,455

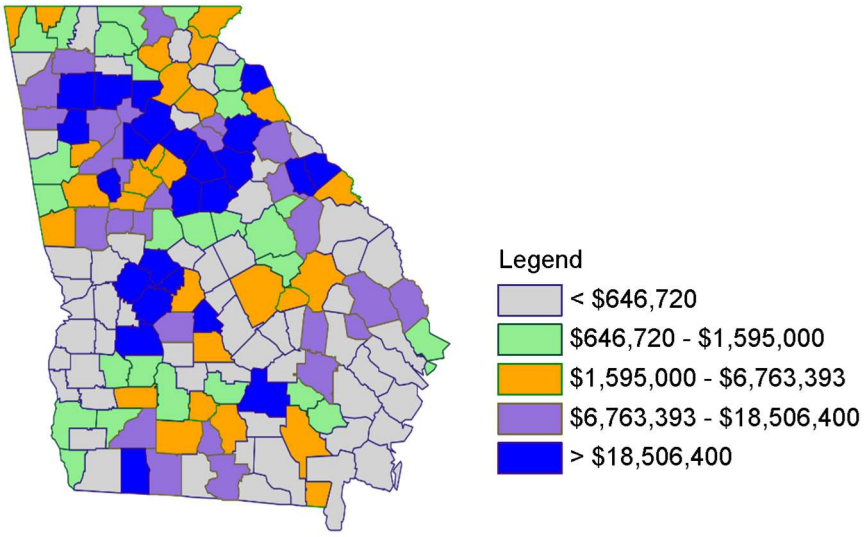

Forestry & Products Farm Gate Value Map: 2023
GA = $1,061,309,878

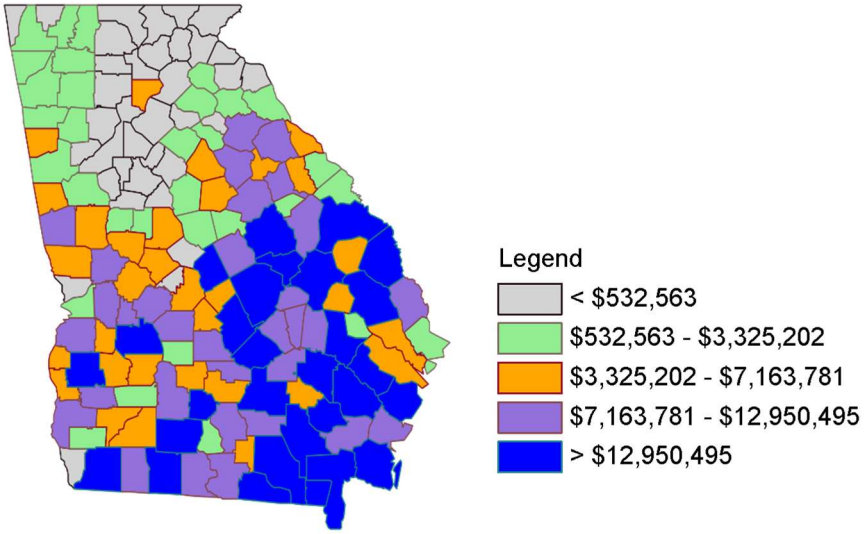

Livestock & Aquaculture Farm Gate Value Map: 2023
GA = $1,935,967,043

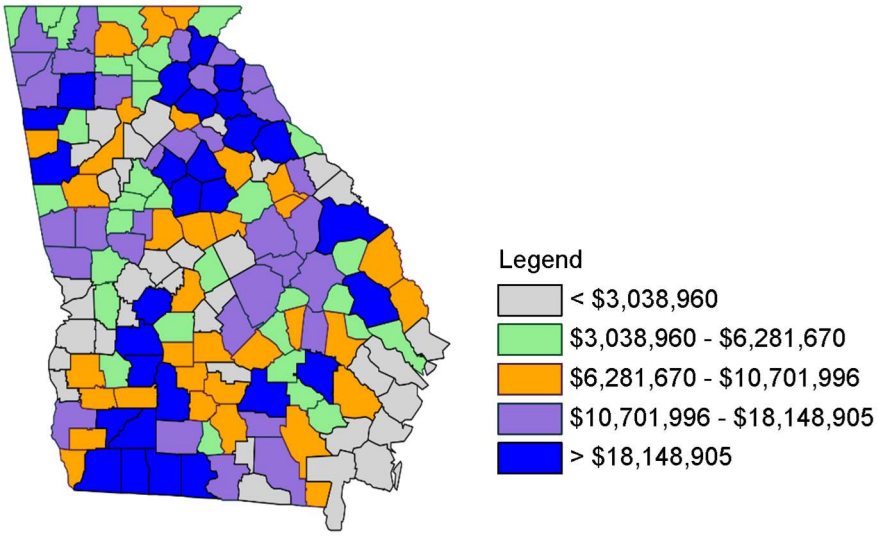

Poultry & Egg Farm Gate Value Map: 2023
GA = $6,931,966,640

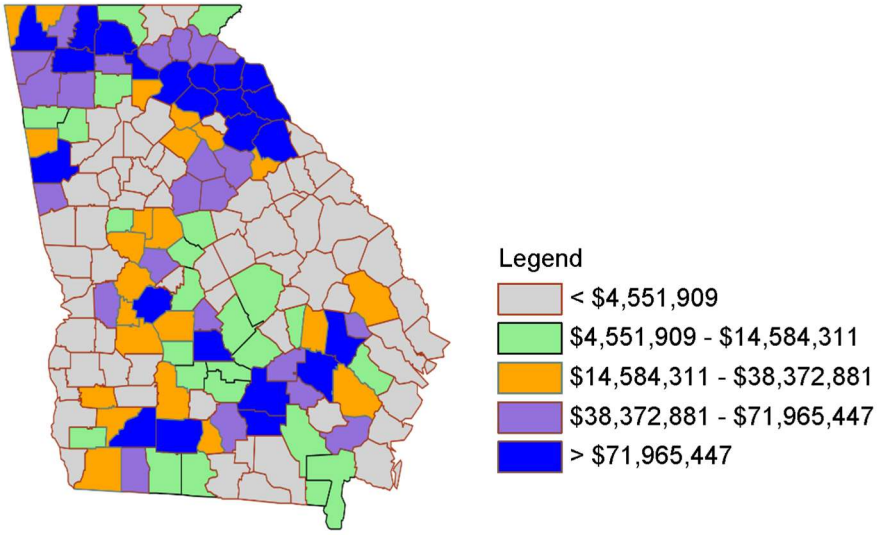

Other Income Farm Gate Value Map: 2023
GA = $778,258,504

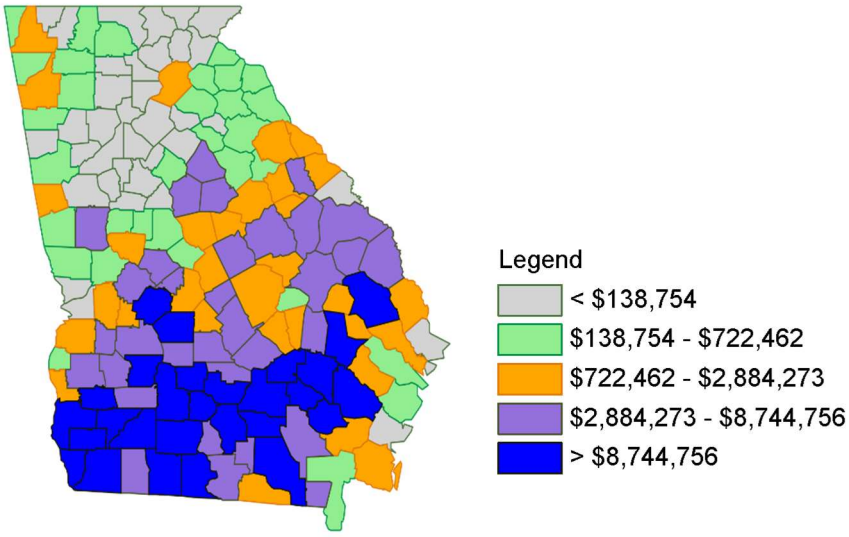

2023 Georgia Row and Forage Crops Farm Gate Value

$3,112,540,713

Row and Forage Crops
2023 Farm Gate Value

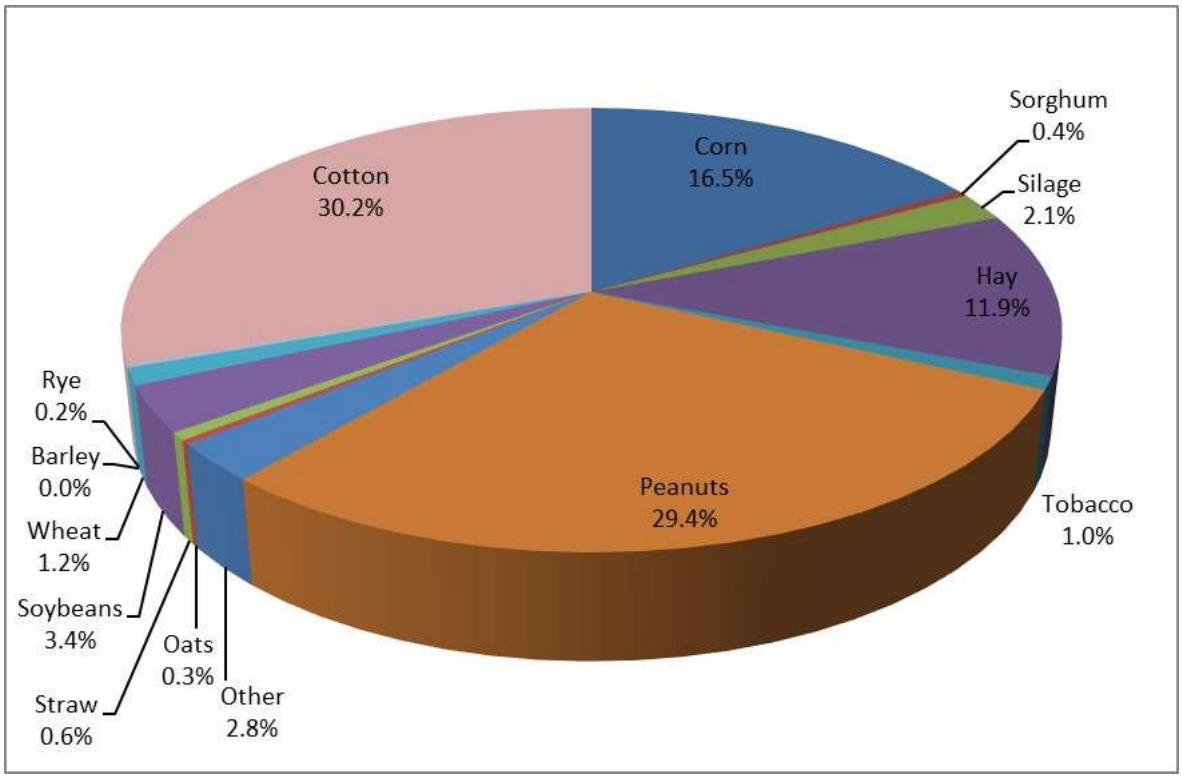

Barley Farm Gate Value 2023

Rank	County	Acres	Bu/Acre	$/Bu	Farm Gate
-	Appling				$0
-	Atkinson				$0
-	Bacon				$0
-	Baker				$0
-	Baldwin				$0
-	Banks				$0
-	Barrow				$0
-	Bartow				$0
-	Ben Hill				$0
-	Berrien				$0
-	Bibb				$0
-	Bleckley				$0
-	Brantley				$0
-	Brooks				$0
-	Bryan				$0
-	Bulloch				$0
-	Burke				$0
-	Butts				$0
-	Calhoun				$0
-	Camden				$0
-	Candler				$0
-	Carroll				$0
-	Catoosa				$0
-	Charlton				$0
-	Chatham				$0
-	Chattahoochee				$0
-	Chattooga				$0
-	Cherokee				$0
-	Clarke				$0
-	Clay				$0
-	Clayton				$0
-	Clinch				$0
-	Cobb				$0
-	Coffee				$0
-	Colquitt				$0
-	Columbia				$0
-	Cook				$0
-	Coweta				$0
-	Crawford				$0
-	Crisp				$0
-	Dade				$0
-	Dawson				$0
-	Decatur				$0
-	Dekalb				$0
-	Dodge				$0
-	Dooly				$0
-	Dougherty				$0
-	Douglas				$0
-	Early				$0
-	Echols				$0
-	Effingham				$0
-	Elbert				$0
-	Emanuel				$0
-	Evans				$0
-	Fannin				$0
-	Fayette				$0
-	Floyd				$0
-	Forsyth				$0
-	Franklin				$0
-	Fulton				$0
-	Gilmer				$0
-	Glascock				$0
-	Glynn				$0
-	Gordon				$0
-	Grady				$0
-	Greene				$0
-	Gwinnett				$0
-	Habersham				$0
-	Hall				$0
-	Hancock				$0
-	Haralson				$0
-	Harris				$0
-	Hart				$0
-	Heard				$0
-	Henry				$0
-	Houston				$0
-	Irwin				$0
-	Jackson				$0
-	Jasper				$0
-	Jeff Davis				$0
1	Jefferson	43	72	$7.35	$22,755
-	Jenkins				$0
-	Johnson				$0
-	Jones				$0
-	Lamar				$0
-	Lanier				$0
-	Laurens				$0
-	Lee				$0
-	Liberty				$0
-	Lincoln				$0
-	Long				$0
-	Lowndes				$0
-	Lumpkin				$0
-	Macon				$0
-	Madison				$0
-	Marion				$0
-	McDuffie				$0
-	McIntosh				$0
-	Meriwether				$0
-	Miller				$0
-	Mitchell				$0
4	Monroe	18	72	$7.35	$9,578
-	Montgomery				$0
-	Morgan				$0
-	Murray				$0
-	Muscogee				$0
-	Newton				$0
-	Oconee				$0
-	Oglethorpe				$0
-	Paulding				$0
-	Peach				$0
-	Pickens				$0
-	Pierce				$0
-	Pike				$0
2	Polk	25	73	$6.00	$10,950
-	Pulaski				$0
-	Putnam				$0
-	Quitman				$0
-	Rabun				$0
-	Randolph				$0
-	Richmond				$0
-	Rockdale				$0
-	Schley				$0
-	Screven				$0

Rank	County	Acres	Bu/Acre	$/Bu	Farm Gate
-	Seminole				$0
-	Spalding				$0
-	Stephens				$0
-	Stewart				$0
-	Sumter				$0
-	Talbot				$0
-	Taliaferro				$0
-	Tattnall				$0
-	Taylor				$0
-	Telfair				$0
-	Terrell				$0
-	Thomas				$0
-	Tift				$0
-	Toombs				$0
-	Towns				$0
-	Treutlen				$0
-	Troup				$0
-	Turner				$0
-	Twiggs				$0
3	Union	20	72	$7.35	$10,584
5	Upson	3	72	$7.35	$1,670
-	Walker				$0
-	Walton				$0
-	Ware				$0
-	Warren				$0
-	Washington				$0
-	Wayne				$0
-	Webster				$0
-	Wheeler				$0
-	White				$0
-	Whitfield				$0
-	Wilcox				$0
-	Wilkes				$0
-	Wilkinson				$0
-	Worth				$0
	Totals & Avg.	**109**	**72.31**	**$7.05**	**$55,539**

Percent of Row & Forage 0.00%

Top Ten Counties by Value - Barley

County	Acres	Yield	Price	Farm Gate
Jefferson	43	72	$7.35	$22,755
Polk	25	73	$6.00	$10,950
Union	20	72	$7.35	$10,584
Monroe	18	72	$7.35	$9,578
Upson	3	72	$7.35	$1,670
Appling				$0
Atkinson				$0
Bacon				$0
Baker				$0
Baldwin				$0

Top Ten Counties

For Barley

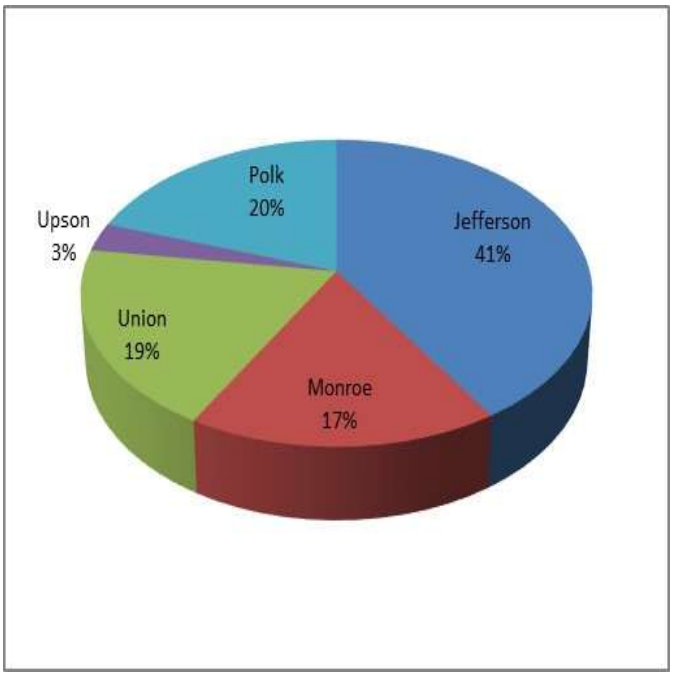

Corn Farm Gate Value 2023

Rank	County	Acres	Bu/Acre	$/Bu	Farm Gate
33	Appling	5,349	174	$5.75	$5,351,674
43	Atkinson	3,789	185	$5.75	$4,030,548
41	Bacon	4,256	175	$5.75	$4,282,600
10	Baker	12,000	200	$5.75	$13,800,000
117	Baldwin	140	174	$5.75	$140,070
96	Banks	515	140	$6.00	$432,600
136	Barrow	20	174	$6.50	$22,620
71	Bartow	1,549	174	$5.75	$1,549,774
32	Ben Hill	5,396	174	$5.75	$5,398,698
20	Berrien	8,345	174	$5.75	$8,349,172
112	Bibb	199	174	$5.75	$199,099
35	Bleckley	5,171	200	$5.00	$5,171,000
83	Brantley	1,125	110	$5.75	$711,562
55	Brooks	2,749	174	$5.75	$2,750,374
116	Bryan	200	150	$5.50	$165,000
39	Bulloch	4,879	174	$5.75	$4,881,439
1	Burke	23,901	174	$5.75	$23,912,950
-	Butts				$0
5	Calhoun	14,259	220	$5.75	$18,037,635
-	Camden				$0
81	Candler	963	174	$5.75	$963,481
60	Carroll	2,213	174	$5.75	$2,214,106
104	Catoosa	285	174	$5.75	$285,142
135	Charlton	40	100	$5.75	$23,000
-	Chatham				$0
-	Chattahoochee				$0
75	Chattooga	1,333	174	$5.75	$1,333,666
-	Cherokee				$0
123	Clarke	91	174	$5.75	$90,605
50	Clay	2,658	220	$5.56	$3,251,265
-	Clayton				$0
79	Clinch	901	200	$5.75	$1,036,150
-	Cobb				$0
18	Coffee	8,630	174	$5.75	$8,634,315
26	Colquitt	5,313	220	$5.75	$6,720,945
129	Columbia	50	155	$5.75	$44,562
30	Cook	4,528	220	$5.75	$5,727,920
-	Coweta				$0
68	Crawford	1,500	200	$5.75	$1,725,000
51	Crisp	3,021	174	$5.75	$3,022,510
87	Dade	624	175	$6.00	$654,822
100	Dawson	375	174	$5.75	$375,187
11	Decatur	11,987	190	$5.75	$13,095,797
-	Dekalb				$0
48	Dodge	3,509	174	$5.75	$3,510,754
22	Dooly	7,900	174	$5.75	$7,903,950
69	Dougherty	1,450	175	$6.25	$1,585,937
-	Douglas				$0
13	Early	10,182	200	$5.75	$11,709,300
103	Echols	294	174	$5.75	$294,147
67	Effingham	1,662	174	$6.00	$1,735,128
63	Elbert	2,000	170	$5.70	$1,938,000
40	Emanuel	3,800	174	$7.00	$4,628,400
74	Evans	1,383	174	$5.75	$1,383,691
114	Fannin	182	174	$5.75	$182,091
139	Fayette	4	100	$5.75	$2,300
45	Floyd	2,961	225	$5.75	$3,830,793
138	Forsyth	8	174	$5.75	$8,004
62	Franklin	2,000	174	$5.75	$2,001,000
137	Fulton	9	174	$5.75	$9,004
110	Gilmer	206	174	$5.75	$206,103
61	Glascock	2,200	165	$5.70	$2,069,100

Rank	County	Acres	Bu/Acre	$/Bu	Farm Gate
-	Glynn				$0
57	Gordon	2,494	174	$5.75	$2,495,247
17	Grady	8,065	200	$5.75	$9,274,750
127	Greene	50	174	$5.75	$50,025
-	Gwinnett				$0
64	Habersham	1,900	174	$5.75	$1,900,950
77	Hall	1,209	174	$5.75	$1,209,604
120	Hancock	225	110	$5.00	$123,750
125	Haralson	50	175	$6.90	$60,375
92	Harris	450	183	$6.00	$494,100
25	Hart	5,952	175	$7.00	$7,291,200
106	Heard	271	174	$5.75	$271,135
-	Henry				$0
58	Houston	2,193	200	$5.50	$2,412,300
12	Irwin	12,179	174	$5.75	$12,185,089
122	Jackson	85	175	$6.90	$102,637
127	Jasper	50	174	$5.75	$50,025
27	Jeff Davis	6,377	180	$5.75	$6,600,195
3	Jefferson	15,200	210	$5.75	$18,354,000
36	Jenkins	5,150	174	$5.75	$5,152,575
46	Johnson	2,450	225	$6.50	$3,583,125
126	Jones	60	174	$5.75	$60,030
111	Lamar	205	174	$5.75	$205,102
66	Lanier	1,754	174	$5.75	$1,754,776
21	Laurens	8,160	174	$5.75	$8,164,080
14	Lee	11,275	174	$5.75	$11,280,747
115	Liberty	200	150	$5.75	$172,500
-	Lincoln				$0
119	Long	124	175	$5.75	$124,775
65	Lowndes	1,786	175	$5.75	$1,797,162
91	Lumpkin	500	174	$5.75	$500,250
15	Macon	10,100	174	$5.75	$10,105,050
99	Madison	413	174	$5.75	$413,206
73	Marion	1,524	174	$5.75	$1,524,762
105	McDuffie	281	170	$5.75	$274,677
-	McIntosh				$0
94	Meriwether	500	175	$5.25	$459,375
6	Miller	16,637	190	$5.50	$17,385,665
7	Mitchell	14,902	200	$5.75	$17,137,300
128	Monroe	45	174	$5.75	$45,022
59	Montgomery	2,536	168	$5.64	$2,402,891
47	Morgan	3,100	170	$6.75	$3,557,250
72	Murray	1,536	174	$5.75	$1,536,768
-	Muscogee				$0
95	Newton	435	174	$5.75	$435,217
118	Oconee	132	174	$5.75	$132,066
76	Oglethorpe	890	230	$6.40	$1,310,080
133	Paulding	30	174	$5.75	$30,015
70	Peach	1,500	220	$4.75	$1,567,500
134	Pickens	25	174	$5.75	$25,012
16	Pierce	9,603	175	$5.75	$9,663,018
-	Pike				$0
49	Polk	3,500	170	$5.80	$3,451,000
44	Pulaski	3,500	200	$5.75	$4,025,000
98	Putnam	550	140	$5.50	$423,500
121	Quitman	87	220	$5.56	$106,418
132	Rabun	35	175	$5.75	$35,218
9	Randolph	11,396	225	$5.56	$14,256,396
107	Richmond	249	174	$5.75	$249,124
124	Rockdale	70	174	$5.75	$70,035
85	Schley	790	150	$5.75	$681,375
24	Screven	8,887	155	$5.50	$7,576,167

Rank	County	Acres	Bu/Acre	$/Bu	Farm Gate
4	Seminole	13,645	240	$5.56	$18,207,888
-	Spalding				$0
97	Stephens	425	174	$5.75	$425,212
80	Stewart	1,021	174	$5.75	$1,021,510
8	Sumter	14,500	190	$5.50	$15,152,500
131	Talbot	40	174	$5.75	$40,020
-	Taliaferro				$0
38	Tattnall	4,903	174	$5.75	$4,905,541
109	Taylor	250	175	$4.75	$207,812
53	Telfair	2,771	175	$5.75	$2,788,318
2	Terrell	18,163	200	$5.99	$21,759,274
54	Thomas	2,767	174	$5.75	$2,768,383
29	Tift	5,098	210	$5.75	$6,155,835
31	Toombs	4,970	200	$5.75	$5,715,500
113	Towns	150	225	$5.75	$194,062
93	Treutlen	395	210	$5.75	$477,288
130	Troup	41	174	$5.75	$41,020
37	Turner	6,077	167	$4.85	$4,922,066
108	Twiggs	203	200	$6.00	$243,600
90	Union	450	200	$5.75	$517,500
89	Upson	600	174	$5.75	$600,300
56	Walker	2,675	174	$5.75	$2,676,337
102	Walton	304	174	$5.75	$304,152
52	Ware	3,000	174	$5.75	$3,001,500
88	Warren	700	160	$5.80	$649,600
19	Washington	6,000	225	$6.25	$8,437,500
28	Wayne	6,123	175	$5.75	$6,161,268
34	Webster	5,321	174	$5.75	$5,323,660
78	Wheeler	1,050	175	$5.75	$1,056,562
84	White	700	174	$5.75	$700,350
86	Whitfield	672	174	$5.75	$672,776
42	Wilcox	4,092	174	$5.75	$4,094,046
82	Wilkes	813	174	$5.75	$813,406
101	Wilkinson	347	174	$5.75	$347,173
23	Worth	7,461	180	$5.75	$7,722,135
	Totals & Avg.	**475,498**	**188.12**	**$5.75**	**$514,036,726**

Percent of Row & Forage 16.52%

Top Ten Counties by Value - Corn

County	Acres	Yield	Price	Farm Gate
Burke	23,901	174	$5.75	$23,912,950
Terrell	18,163	200	$5.99	$21,759,274
Jefferson	15,200	210	$5.75	$18,354,000
Seminole	13,645	240	$5.56	$18,207,888
Calhoun	14,259	220	$5.75	$18,037,635
Miller	16,637	190	$5.50	$17,385,665
Mitchell	14,902	200	$5.75	$17,137,300
Sumter	14,500	190	$5.50	$15,152,500
Randolph	11,396	225	$5.56	$14,256,396
Baker	12,000	200	$5.75	$13,800,000

Top Ten Counties

For Corn

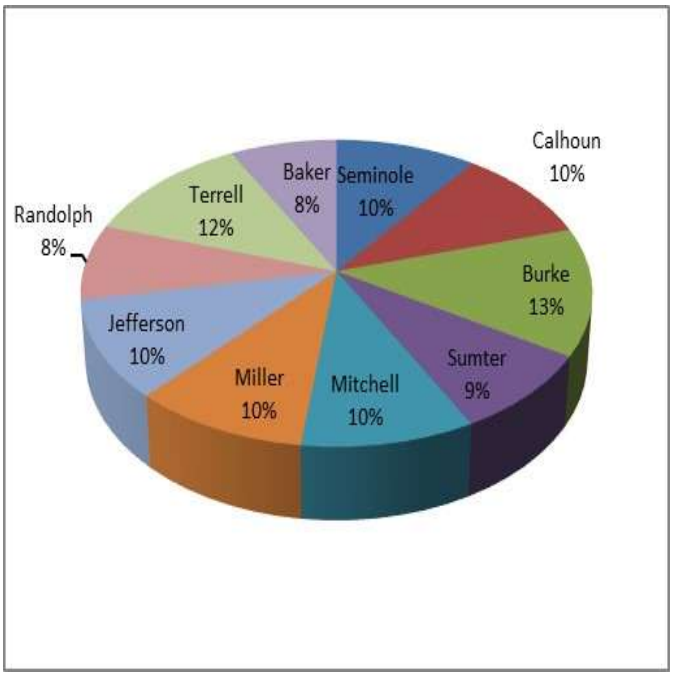

Cotton Farm Gate Value 2023

Rank	County	Acres	Lb/Acre	$/Lb	Farm Gate
21	Appling	21,450	982	$0.82	$17,272,398
27	Atkinson	15,983	1000	$0.84	$13,425,720
41	Bacon	10,818	800	$0.82	$7,096,608
22	Baker	20,000	1050	$0.82	$17,220,000
-	Baldwin				$0
-	Banks				$0
-	Barrow				$0
68	Bartow	1,649	982	$0.82	$1,327,840
40	Ben Hill	9,172	982	$0.82	$7,385,661
19	Berrien	21,683	982	$0.82	$17,460,018
-	Bibb				$0
37	Bleckley	10,296	1050	$0.82	$8,864,856
85	Brantley	202	982	$0.82	$162,658
7	Brooks	32,297	982	$0.82	$26,006,836
-	Bryan				$0
5	Bulloch	40,747	982	$0.82	$32,811,114
16	Burke	23,797	982	$0.82	$19,162,296
-	Butts				$0
32	Calhoun	15,053	1000	$0.82	$12,343,460
-	Camden				$0
38	Candler	10,199	982	$0.82	$8,212,642
-	Carroll				$0
-	Catoosa				$0
-	Charlton				$0
-	Chatham				$0
-	Chattahoochee				$0
70	Chattooga	1,200	982	$0.82	$966,288
-	Cherokee				$0
-	Clarke				$0
49	Clay	5,261	980	$0.90	$4,640,202
-	Clayton				$0
84	Clinch	227	982	$0.82	$182,789
-	Cobb				$0
8	Coffee	30,631	1000	$0.84	$25,730,040
2	Colquitt	51,106	1100	$0.82	$46,097,612
-	Columbia				$0
31	Cook	15,700	982	$0.82	$12,642,268
-	Coweta				$0
67	Crawford	1,800	975	$0.82	$1,439,100
9	Crisp	31,569	982	$0.82	$25,420,621
-	Dade				$0
-	Dawson				$0
6	Decatur	31,968	1018	$0.82	$26,685,607
-	Dekalb				$0
28	Dodge	16,535	982	$0.82	$13,314,506
1	Dooly	81,000	1000	$0.82	$66,420,000
57	Dougherty	4,500	982	$0.82	$3,623,580
-	Douglas				$0
10	Early	31,148	932	$0.84	$24,385,146
79	Echols	540	800	$0.82	$354,240
47	Effingham	6,046	1000	$0.85	$5,139,355
81	Elbert	320	925	$0.95	$281,200
26	Emanuel	17,000	982	$0.82	$13,689,080
60	Evans	3,080	982	$0.82	$2,480,139
-	Fannin				$0
-	Fayette				$0
62	Floyd	2,792	982	$0.82	$2,248,230
-	Forsyth				$0
92	Franklin	40	982	$0.82	$32,209
-	Fulton				$0
-	Gilmer				$0
51	Glascock	5,400	1020	$0.80	$4,406,400

Rank	County	Acres	Lb/Acre	$/Lb	Farm Gate
-	Glynn				$0
77	Gordon	740	982	$0.82	$595,877
24	Grady	19,398	1000	$0.82	$15,906,360
-	Greene				$0
-	Gwinnett				$0
-	Habersham				$0
-	Hall				$0
91	Hancock	45	900	$0.80	$32,400
-	Haralson				$0
-	Harris				$0
73	Hart	1,002	982	$0.82	$806,850
-	Heard				$0
-	Henry				$0
55	Houston	4,763	940	$0.85	$3,805,637
15	Irwin	24,850	982	$0.82	$20,010,214
-	Jackson				$0
88	Jasper	103	982	$0.82	$82,939
35	Jeff Davis	12,637	982	$0.82	$10,175,817
33	Jefferson	13,400	1100	$0.82	$12,086,800
30	Jenkins	16,000	982	$0.82	$12,883,840
69	Johnson	1,100	1200	$0.84	$1,108,800
-	Jones				$0
75	Lamar	935	982	$0.82	$752,899
46	Lanier	6,411	982	$0.82	$5,162,393
50	Laurens	5,587	982	$0.82	$4,498,875
29	Lee	16,451	982	$0.82	$13,247,003
-	Liberty				$0
-	Lincoln				$0
82	Long	376	900	$0.82	$277,488
44	Lowndes	8,222	945	$0.78	$6,060,436
-	Lumpkin				$0
36	Macon	12,000	982	$0.82	$9,662,880
94	Madison	5	900	$0.82	$3,690
72	Marion	1,100	982	$0.82	$885,764
87	McDuffie	146	975	$0.82	$116,727
-	McIntosh				$0
-	Meriwether				$0
17	Miller	22,484	1000	$0.85	$19,111,400
4	Mitchell	47,543	1037	$0.82	$40,427,714
-	Monroe				$0
56	Montgomery	4,443	980	$0.84	$3,657,370
65	Morgan	1,344	1350	$0.92	$1,669,248
-	Murray				$0
-	Muscogee				$0
-	Newton				$0
83	Oconee	256	982	$0.82	$206,141
89	Oglethorpe	100	982	$0.82	$80,524
-	Paulding				$0
64	Peach	2,200	900	$0.85	$1,683,000
-	Pickens				$0
39	Pierce	12,342	800	$0.82	$8,096,352
-	Pike				$0
66	Polk	2,050	960	$0.78	$1,535,040
22	Pulaski	21,000	1000	$0.82	$17,220,000
93	Putnam	40	700	$0.75	$21,000
78	Quitman	671	980	$0.90	$591,822
-	Rabun				$0
34	Randolph	9,167	1250	$0.90	$10,312,875
-	Richmond				$0
-	Rockdale				$0
76	Schley	800	950	$0.82	$623,200
25	Screven	21,950	875	$0.82	$15,749,125

Rank	County	Acres	Lb/Acre	$/Lb	Farm Gate
12	Seminole	22,172	1100	$0.90	$21,950,280
-	Spalding				$0
-	Stephens				$0
53	Stewart	4,603	1100	$0.82	$4,151,906
20	Sumter	20,765	982	$0.85	$17,332,545
-	Talbot				$0
-	Taliaferro				$0
42	Tattnall	8,323	982	$0.82	$6,701,915
74	Taylor	1,000	900	$0.85	$765,000
45	Telfair	6,419	982	$0.82	$5,168,835
13	Terrell	22,161	1125	$0.88	$21,939,390
14	Thomas	25,623	980	$0.82	$20,590,642
23	Tift	19,085	1050	$0.82	$16,432,185
48	Toombs	6,289	985	$0.82	$5,079,625
-	Towns				$0
59	Treutlen	2,788	1100	$0.82	$2,514,902
-	Troup				$0
18	Turner	23,955	964	$0.78	$18,012,243
63	Twiggs	2,402	1000	$0.82	$1,969,640
-	Union				$0
-	Upson				$0
83	Walker	256	982	$0.82	$206,141
86	Walton	161	982	$0.82	$129,643
54	Ware	4,900	982	$0.82	$3,945,676
58	Warren	3,400	975	$0.80	$2,652,000
71	Washington	1,090	1000	$0.82	$893,800
43	Wayne	7,960	975	$0.82	$6,364,020
52	Webster	5,469	982	$0.82	$4,403,857
61	Wheeler	2,800	982	$0.82	$2,254,672
-	White				$0
-	Whitfield				$0
11	Wilcox	26,262	1081	$0.82	$23,279,162
90	Wilkes	52	982	$0.82	$41,872
80	Wilkinson	369	982	$0.82	$297,133
3	Worth	53,455	992	$0.82	$43,482,435
	Totals & Avg.	**1,134,629**	**1001.47**	**$0.83**	**$938,638,759**

Percent of Row & Forage 30.16%

Top Ten Counties by Value - Cotton

County	Acres	Yield	Price	Farm Gate
Dooly	81,000	1000	$0.82	$66,420,000
Colquitt	51,106	1100	$0.82	$46,097,612
Worth	53,455	992	$0.82	$43,482,435
Mitchell	47,543	1037	$0.82	$40,427,714
Bulloch	40,747	982	$0.82	$32,811,114
Decatur	31,968	1018	$0.82	$26,685,607
Brooks	32,297	982	$0.82	$26,006,836
Coffee	30,631	1000	$0.84	$25,730,040
Crisp	31,569	982	$0.82	$25,420,621
Early	31,148	932	$0.84	$24,385,146

Top Ten Counties

For Cotton

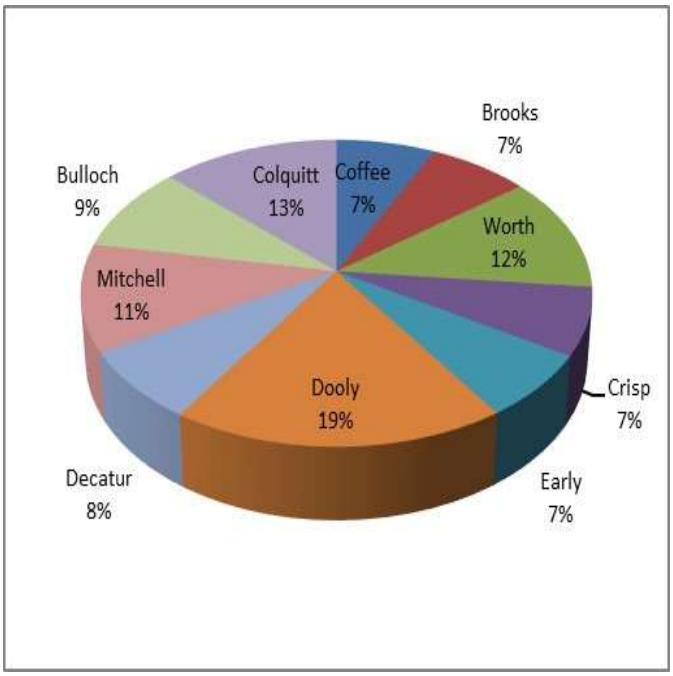

Hay Farm Gate Value 2023

Rank	County	Acres	Tons/Acre	$/Ton	Farm Gate
46	Appling	7,000	3	$121.00	$2,625,700
60	Atkinson	5,608	3	$121.00	$2,103,560
65	Bacon	5,175	3	$120.00	$1,925,100
71	Baker	6,000	3	$121.00	$1,815,000
62	Baldwin	5,500	3	$121.00	$2,063,050
31	Banks	9,000	3	$130.00	$3,510,000
57	Barrow	4,000	4	$160.00	$2,240,000
23	Bartow	10,661	3	$121.00	$3,998,941
76	Ben Hill	4,224	3	$121.00	$1,584,422
28	Berrien	9,796	3	$121.00	$3,674,479
105	Bibb	2,322	3	$121.00	$870,982
38	Bleckley	7,050	3	$140.00	$3,059,700
97	Brantley	2,936	3	$120.00	$1,056,960
75	Brooks	4,298	3	$121.00	$1,612,179
128	Bryan	866	3	$121.00	$314,358
78	Bulloch	4,000	3	$121.00	$1,500,400
14	Burke	14,000	3	$121.00	$5,251,400
139	Butts	200	3	$121.00	$75,020
58	Calhoun	5,754	3	$125.00	$2,157,750
140	Camden	51	3	$121.00	$17,278
91	Candler	3,180	3	$121.00	$1,154,340
12	Carroll	14,364	3	$121.00	$5,387,936
88	Catoosa	3,400	3	$121.00	$1,275,340
118	Charlton	1,692	3	$120.00	$609,120
136	Chatham	250	3	$120.00	$82,500
-	Chattahoochee				$0
-	Chattooga				$0
69	Cherokee	4,000	3	$150.00	$1,860,000
112	Clarke	1,833	3	$121.00	$687,558
77	Clay	4,127	3	$125.00	$1,547,711
-	Clayton				$0
-	Clinch				$0
132	Cobb	250	3	$130.00	$100,750
13	Coffee	14,802	3	$120.00	$5,328,720
44	Colquitt	7,000	3	$121.00	$2,710,400
127	Columbia	850	3	$125.00	$318,750
63	Cook	5,372	3	$121.00	$2,015,037
26	Coweta	9,970	3	$121.00	$3,739,747
79	Crawford	3,000	4	$125.00	$1,500,000
52	Crisp	6,694	3	$121.00	$2,510,919
67	Dade	5,015	3	$125.00	$1,880,625
109	Dawson	2,000	3	$121.00	$750,200
81	Decatur	3,000	4	$121.00	$1,452,000
-	Dekalb				$0
32	Dodge	9,339	3	$121.00	$3,503,058
49	Dooly	6,800	3	$121.00	$2,550,680
93	Dougherty	2,950	3	$121.00	$1,106,545
-	Douglas				$0
110	Early	1,473	4	$121.00	$712,932
139	Echols	200	3	$121.00	$75,020
107	Effingham	2,050	3	$130.00	$826,150
54	Elbert	8,000	3	$100.00	$2,400,000
22	Emanuel	11,000	3	$121.00	$4,126,100
108	Evans	2,065	3	$121.00	$774,581
133	Fannin	250	3	$121.00	$93,775
135	Fayette	516	1	$121.00	$85,507
25	Floyd	10,347	3	$121.00	$3,755,961
98	Forsyth	2,805	3	$121.00	$1,052,155
19	Franklin	11,306	3	$121.00	$4,240,880
125	Fulton	925	3	$121.00	$346,967
56	Gilmer	6,000	3	$121.00	$2,250,600
95	Glascock	3,200	3	$120.00	$1,075,200

Rank	County	Acres	Tons/Acre	$/Ton	Farm Gate
-	Glynn				$0
8	Gordon	17,500	3	$121.00	$6,564,250
21	Grady	11,080	3	$121.00	$4,156,108
17	Greene	12,000	3	$121.00	$4,501,200
126	Gwinnett	896	3	$121.00	$336,000
36	Habersham	8,500	3	$121.00	$3,188,350
70	Hall	4,911	3	$121.00	$1,842,116
122	Hancock	2,000	2	$120.00	$480,000
10	Haralson	15,000	3	$130.00	$6,045,000
66	Harris	3,800	4	$125.00	$1,900,000
1	Hart	17,781	6	$250.00	$26,671,500
131	Heard	656	3	$121.00	$246,065
111	Henry	1,852	3	$121.00	$694,685
117	Houston	1,273	4	$120.00	$611,040
29	Irwin	9,788	3	$121.00	$3,671,478
3	Jackson	16,500	4	$180.00	$10,395,000
40	Jasper	8,000	3	$121.00	$3,000,800
80	Jeff Davis	4,013	3	$121.00	$1,456,719
30	Jefferson	9,000	3	$121.00	$3,593,700
68	Jenkins	5,000	3	$121.00	$1,875,500
39	Johnson	4,500	5	$150.00	$3,037,500
56	Jones	6,000	3	$121.00	$2,250,600
24	Lamar	9,162	3	$130.00	$3,811,184
123	Lanier	1,161	3	$121.00	$435,536
16	Laurens	13,020	3	$121.00	$4,883,802
115	Lee	1,700	3	$121.00	$637,670
134	Liberty	300	3	$121.00	$90,750
11	Lincoln	15,000	3	$120.00	$5,580,000
120	Long	1,000	5	$121.00	$544,500
103	Lowndes	2,465	3	$121.00	$924,621
73	Lumpkin	4,500	3	$121.00	$1,687,950
115	Macon	1,700	3	$121.00	$637,670
2	Madison	45,000	3	$121.00	$16,879,500
27	Marion	9,818	3	$121.00	$3,682,731
72	McDuffie	4,838	3	$121.00	$1,756,194
-	McIntosh				$0
114	Meriwether	1,800	3	$130.00	$655,200
94	Miller	3,200	3	$121.00	$1,084,160
9	Mitchell	13,000	4	$121.00	$6,292,000
40	Monroe	8,000	3	$121.00	$3,000,800
104	Montgomery	2,222	3	$130.00	$895,466
5	Morgan	25,000	3	$121.00	$9,377,500
20	Murray	11,251	3	$121.00	$4,220,250
137	Muscogee	218	3	$121.00	$81,771
6	Newton	12,000	5	$121.00	$7,260,000
-	Oconee				$0
7	Oglethorpe	15,000	4	$130.00	$6,825,000
99	Paulding	2,574	3	$121.00	$965,507
121	Peach	1,000	5	$100.00	$500,000
106	Pickens	2,300	3	$121.00	$834,900
47	Pierce	6,990	3	$120.00	$2,600,280
43	Pike	7,500	3	$121.00	$2,813,250
41	Polk	7,891	3	$121.00	$2,959,914
74	Pulaski	4,500	3	$121.00	$1,633,500
64	Putnam	5,600	3	$121.00	$1,965,040
113	Quitman	1,974	3	$125.00	$678,562
-	Rabun				$0
55	Randolph	6,245	3	$125.00	$2,341,781
138	Richmond	210	3	$121.00	$78,771
129	Rockdale	800	3	$121.00	$300,080
92	Schley	3,000	3	$121.00	$1,125,300
18	Screven	9,150	4	$121.00	$4,428,600

Rank	County	Acres	Tons/Acre	$/Ton	Farm Gate
124	Seminole	1,090	3	$121.00	$408,859
85	Spalding	3,200	3	$140.00	$1,344,000
87	Stephens	4,750	3	$90.00	$1,325,250
116	Stewart	1,695	3	$121.00	$615,285
89	Sumter	3,400	3	$121.00	$1,234,200
-	Talbot				$0
101	Taliaferro	2,500	3	$121.00	$937,750
45	Tattnall	7,120	3	$121.00	$2,670,809
61	Taylor	3,500	6	$100.00	$2,100,000
22	Telfair	11,000	3	$121.00	$4,126,100
100	Terrell	1,275	6	$124.66	$953,649
48	Thomas	6,451	3	$125.00	$2,580,400
37	Tift	7,640	3	$130.00	$3,178,240
50	Toombs	7,000	3	$130.00	$2,548,000
119	Towns	1,500	3	$121.00	$562,650
-	Treutlen				$0
90	Troup	3,000	3	$125.00	$1,162,500
83	Turner	4,039	3	$117.00	$1,351,530
86	Twiggs	3,078	3	$140.00	$1,335,852
53	Union	6,500	3	$121.00	$2,438,150
42	Upson	6,912	3	$130.00	$2,875,317
15	Walker	17,000	3	$121.00	$5,142,500
130	Walton	750	3	$121.00	$281,325
96	Ware	2,825	3	$121.00	$1,059,657
81	Warren	4,400	3	$120.00	$1,452,000
51	Washington	4,000	5	$140.00	$2,520,000
35	Wayne	6,000	5	$121.00	$3,267,000
82	Webster	3,849	3	$121.00	$1,443,759
84	Wheeler	3,600	3	$121.00	$1,350,360
17	White	12,000	3	$121.00	$4,501,200
59	Whitfield	5,500	3	$130.00	$2,145,000
34	Wilcox	8,962	3	$121.00	$3,361,646
4	Wilkes	27,089	3	$121.00	$10,161,083
102	Wilkinson	2,477	3	$121.00	$929,122
33	Worth	9,300	3	$121.00	$3,488,430
	Totals & Avg.	**893,007**	**3.24**	**$128.22**	**$371,183,035**

Percent of Row & Forage 11.93%

Top Ten Counties by Value - Hay

County	Acres	Yield	Price	Farm Gate
Hart	17,781	6	$250.00	$26,671,500
Madison	45,000	3	$121.00	$16,879,500
Jackson	16,500	4	$180.00	$10,395,000
Wilkes	27,089	3	$121.00	$10,161,083
Morgan	25,000	3	$121.00	$9,377,500
Newton	12,000	5	$121.00	$7,260,000
Oglethorpe	15,000	4	$130.00	$6,825,000
Gordon	17,500	3	$121.00	$6,564,250
Mitchell	13,000	4	$121.00	$6,292,000
Haralson	15,000	3	$130.00	$6,045,000

Top Ten Counties

For Hay

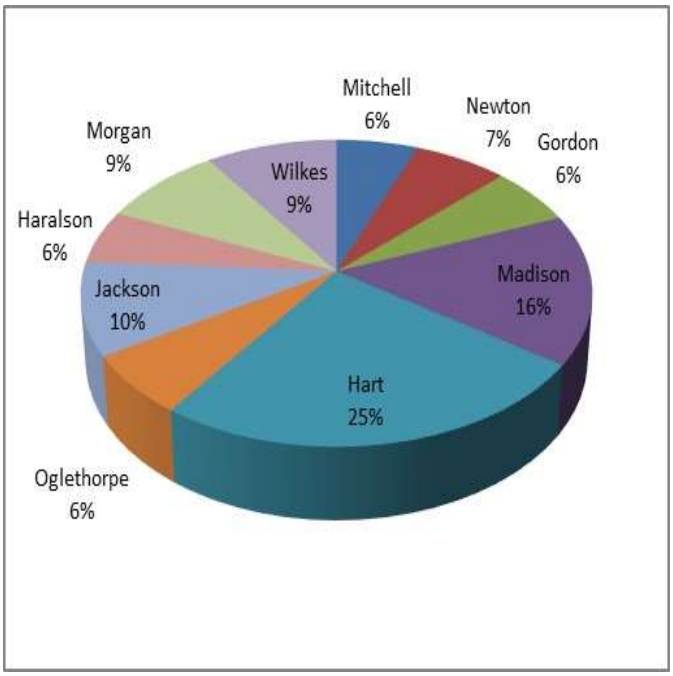

Oats Farm Gate Value 2023

Rank	County	Acres	Bu/Acre	$/Bu	Farm Gate
44	Appling	150	61	$4.80	$43,920
61	Atkinson	54	61	$5.00	$16,470
-	Bacon				$0
7	Baker	1,200	61	$4.80	$351,360
-	Baldwin				$0
-	Banks				$0
-	Barrow				$0
-	Bartow				$0
24	Ben Hill	318	61	$4.80	$93,110
56	Berrien	90	61	$4.80	$26,352
57	Bibb	89	61	$4.80	$26,059
36	Bleckley	186	61	$5.00	$56,730
-	Brantley				$0
6	Brooks	1,250	61	$4.80	$366,000
-	Bryan				$0
43	Bulloch	152	61	$4.80	$44,505
4	Burke	1,500	61	$4.80	$439,200
-	Butts				$0
67	Calhoun	31	60	$5.20	$9,672
-	Camden				$0
46	Candler	136	61	$4.80	$39,820
-	Carroll				$0
-	Catoosa				$0
-	Charlton				$0
-	Chatham				$0
-	Chattahoochee				$0
-	Chattooga				$0
-	Cherokee				$0
69	Clarke	31	61	$4.80	$9,150
62	Clay	65	50	$4.95	$16,087
-	Clayton				$0
-	Clinch				$0
-	Cobb				$0
37	Coffee	202	55	$5.00	$55,550
-	Colquitt				$0
-	Columbia				$0
34	Cook	200	61	$4.80	$58,560
-	Coweta				$0
77	Crawford	25	25	$4.80	$3,000
19	Crisp	389	61	$4.80	$113,899
-	Dade				$0
-	Dawson				$0
3	Decatur	1,740	60	$4.80	$501,120
-	Dekalb				$0
8	Dodge	1,135	61	$4.80	$332,345
47	Dooly	135	61	$4.80	$39,528
48	Dougherty	125	65	$4.80	$39,000
-	Douglas				$0
41	Early	175	61	$4.80	$51,240
-	Echols				$0
58	Effingham	100	50	$4.75	$23,750
45	Elbert	200	45	$4.80	$43,200
20	Emanuel	350	61	$4.80	$102,480
-	Evans				$0
-	Fannin				$0
-	Fayette				$0
-	Floyd				$0
-	Forsyth				$0
15	Franklin	520	61	$4.80	$152,256
-	Fulton				$0
-	Gilmer				$0
5	Glascock	1,450	55	$4.75	$378,812

Rank	County	Acres	Bu/Acre	$/Bu	Farm Gate
-	Glynn				$0
-	Gordon				$0
42	Grady	317	30	$4.80	$45,648
-	Greene				$0
-	Gwinnett				$0
29	Habersham	250	61	$4.80	$73,200
72	Hall	26	61	$4.80	$7,612
49	Hancock	140	55	$4.50	$34,650
-	Haralson				$0
29	Harris	250	61	$4.80	$73,200
38	Hart	181	61	$5.00	$55,205
-	Heard				$0
74	Henry	17	61	$4.80	$4,831
30	Houston	235	61	$4.80	$68,808
22	Irwin	328	61	$4.80	$96,038
70	Jackson	25	51	$7.00	$8,925
32	Jasper	225	61	$4.80	$65,880
-	Jeff Davis				$0
9	Jefferson	1,000	69	$4.80	$331,200
29	Jenkins	250	61	$4.80	$73,200
16	Johnson	384	71	$5.50	$150,000
-	Jones				$0
65	Lamar	45	61	$4.80	$13,176
74	Lanier	17	61	$4.80	$4,831
12	Laurens	1,074	61	$4.80	$314,467
54	Lee	102	61	$4.80	$29,865
63	Liberty	50	61	$4.80	$14,640
-	Lincoln				$0
-	Long				$0
-	Lowndes				$0
-	Lumpkin				$0
7	Macon	1,200	61	$4.80	$351,360
40	Madison	178	61	$4.80	$52,118
28	Marion	262	61	$4.80	$76,713
-	McDuffie				$0
-	McIntosh				$0
-	Meriwether				$0
1	Miller	3,538	61	$4.80	$1,035,926
26	Mitchell	280	61	$4.80	$81,984
44	Monroe	150	61	$4.80	$43,920
-	Montgomery				$0
53	Morgan	111	61	$4.80	$32,500
-	Murray				$0
-	Muscogee				$0
52	Newton	115	61	$4.80	$33,672
-	Oconee				$0
-	Oglethorpe				$0
-	Paulding				$0
71	Peach	25	65	$4.80	$7,800
-	Pickens				$0
-	Pierce				$0
-	Pike				$0
25	Polk	375	60	$4.00	$90,000
17	Pulaski	500	60	$4.80	$144,000
66	Putnam	50	55	$4.70	$12,925
-	Quitman				$0
-	Rabun				$0
27	Randolph	322	50	$4.95	$79,754
68	Richmond	32	61	$4.80	$9,369
-	Rockdale				$0
59	Schley	75	61	$4.80	$21,960
33	Screven	238	55	$4.80	$62,832

Rank	County	Acres	Bu/Acre	$/Bu	Farm Gate
23	Seminole	216	80	$5.55	$95,904
64	Spalding	55	50	$5.25	$14,437
-	Stephens				$0
76	Stewart	12	60	$4.80	$3,456
50	Sumter	90	80	$4.80	$34,560
60	Talbot	60	61	$4.80	$17,568
-	Taliaferro				$0
78	Tattnall	9	61	$4.80	$2,535
51	Taylor	150	65	$3.50	$34,125
11	Telfair	1,083	61	$4.80	$317,000
35	Terrell	90	80	$8.00	$57,600
31	Thomas	231	61	$4.80	$67,636
18	Tift	380	74	$5.00	$140,600
72	Toombs	26	61	$4.80	$7,612
75	Towns	15	61	$4.80	$4,392
-	Treutlen				$0
-	Troup				$0
10	Turner	1,348	57	$4.17	$320,406
-	Twiggs				$0
73	Union	20	61	$4.80	$5,856
-	Upson				$0
-	Walker				$0
39	Walton	183	61	$4.80	$53,582
29	Ware	250	61	$4.80	$73,200
14	Warren	850	48	$4.75	$193,800
13	Washington	500	90	$6.50	$292,500
55	Wayne	100	61	$4.80	$29,280
75	Webster	15	61	$4.80	$4,392
21	Wheeler	349	61	$4.80	$102,187
-	White				$0
-	Whitfield				$0
2	Wilcox	2,129	61	$4.80	$623,371
75	Wilkes	15	61	$4.80	$4,392
-	Wilkinson				$0
34	Worth	200	61	$4.80	$58,560
	Totals & Avg.	**32,741**	**60.64**	**$4.83**	**$9,594,348**

Percent of Row & Forage 0.31%

Top Ten Counties by Value - Oats

County	Acres	Yield	Price	Farm Gate
Miller	3,538	61	$4.80	$1,035,926
Wilcox	2,129	61	$4.80	$623,371
Decatur	1,740	60	$4.80	$501,120
Burke	1,500	61	$4.80	$439,200
Glascock	1,450	55	$4.75	$378,812
Brooks	1,250	61	$4.80	$366,000
Baker	1,200	61	$4.80	$351,360
Macon	1,200	61	$4.80	$351,360
Dodge	1,135	61	$4.80	$332,345
Jefferson	1,000	69	$4.80	$331,200

Top Ten Counties

For Oats

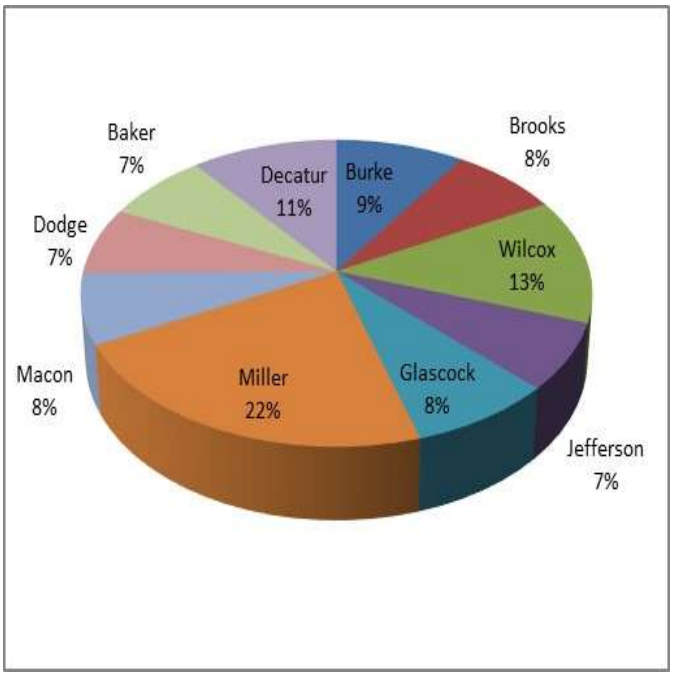

Peanuts Farm Gate Value 2023

Rank	County	Acres	Lb/Acre	$/Lb	Farm Gate
18	Appling	15,027	4070	$0.27	$16,513,170
19	Atkinson	13,547	4500	$0.27	$16,459,605
35	Bacon	8,992	4000	$0.27	$9,711,360
15	Baker	18,000	4100	$0.27	$19,926,000
-	Baldwin				$0
-	Banks				$0
-	Barrow				$0
-	Bartow				$0
38	Ben Hill	8,063	4070	$0.27	$8,860,430
11	Berrien	25,132	4070	$0.27	$27,617,554
77	Bibb	29	4070	$0.27	$31,780
43	Bleckley	6,659	4070	$0.28	$7,453,085
71	Brantley	389	3500	$0.27	$367,605
22	Brooks	13,833	4070	$0.27	$15,201,083
-	Bryan				$0
9	Bulloch	25,768	4070	$0.27	$28,316,455
13	Burke	19,436	4070	$0.27	$21,358,220
-	Butts				$0
12	Calhoun	19,469	5000	$0.27	$26,283,150
-	Camden				$0
44	Candler	6,004	4070	$0.27	$6,597,795
-	Carroll				$0
-	Catoosa				$0
-	Charlton				$0
-	Chatham				$0
-	Chattahoochee				$0
-	Chattooga				$0
-	Cherokee				$0
-	Clarke				$0
49	Clay	5,511	4225	$0.25	$5,820,993
-	Clayton				$0
74	Clinch	195	4070	$0.27	$214,285
-	Cobb				$0
6	Coffee	29,203	4500	$0.27	$35,481,645
7	Colquitt	27,636	4325	$0.27	$32,271,939
-	Columbia				$0
25	Cook	10,403	4500	$0.27	$12,639,645
-	Coweta				$0
65	Crawford	900	3750	$0.27	$911,250
28	Crisp	10,803	4070	$0.27	$11,871,416
-	Dade				$0
-	Dawson				$0
2	Decatur	35,372	4780	$0.27	$45,651,103
-	Dekalb				$0
39	Dodge	7,773	4070	$0.27	$8,542,112
14	Dooly	18,800	4070	$0.27	$20,659,320
56	Dougherty	2,550	4070	$0.27	$2,802,195
-	Douglas				$0
5	Early	30,877	4347	$0.27	$36,240,026
66	Echols	541	6000	$0.27	$876,420
52	Effingham	3,605	4200	$0.27	$4,088,602
-	Elbert				$0
31	Emanuel	9,500	4070	$0.27	$10,439,550
55	Evans	2,642	4070	$0.27	$2,903,293
-	Fannin				$0
-	Fayette				$0
72	Floyd	232	5300	$0.27	$331,992
-	Forsyth				$0
-	Franklin				$0
-	Fulton				$0
-	Gilmer				$0
54	Glascock	3,400	4050	$0.25	$3,442,500

Rank	County	Acres	Lb/Acre	$/Lb	Farm Gate
-	Glynn				$0
-	Gordon				$0
32	Grady	9,939	3800	$0.27	$10,197,414
-	Greene				$0
-	Gwinnett				$0
-	Habersham				$0
-	Hall				$0
-	Hancock				$0
-	Haralson				$0
-	Harris				$0
-	Hart				$0
-	Heard				$0
-	Henry				$0
62	Houston	1,195	4000	$0.25	$1,195,000
10	Irwin	25,451	4070	$0.27	$27,968,103
-	Jackson				$0
-	Jasper				$0
26	Jeff Davis	11,634	4000	$0.27	$12,564,720
24	Jefferson	9,800	5000	$0.27	$13,230,000
27	Jenkins	11,000	4070	$0.27	$12,087,900
61	Johnson	1,625	4290	$0.28	$1,951,950
-	Jones				$0
-	Lamar				$0
41	Lanier	7,413	4070	$0.27	$8,145,827
48	Laurens	5,478	4070	$0.27	$6,019,774
29	Lee	10,733	4070	$0.27	$11,794,493
75	Liberty	179	4000	$0.25	$179,000
-	Lincoln				$0
-	Long				$0
46	Lowndes	5,538	4300	$0.26	$6,191,484
-	Lumpkin				$0
45	Macon	6,000	4070	$0.27	$6,593,400
-	Madison				$0
63	Marion	1,075	4070	$0.27	$1,181,317
-	McDuffie				$0
-	McIntosh				$0
-	Meriwether				$0
3	Miller	29,344	4500	$0.30	$39,614,400
1	Mitchell	44,710	4390	$0.27	$52,994,763
-	Monroe				$0
58	Montgomery	2,175	4062	$0.30	$2,650,186
-	Morgan				$0
-	Murray				$0
-	Muscogee				$0
-	Newton				$0
-	Oconee				$0
-	Oglethorpe				$0
-	Paulding				$0
67	Peach	1,000	3900	$0.22	$858,000
-	Pickens				$0
30	Pierce	10,580	4000	$0.27	$11,426,400
-	Pike				$0
-	Polk				$0
27	Pulaski	11,000	4070	$0.27	$12,087,900
-	Putnam				$0
69	Quitman	762	4200	$0.25	$800,100
-	Rabun				$0
34	Randolph	8,800	4500	$0.25	$9,900,000
-	Richmond				$0
-	Rockdale				$0
76	Schley	150	4070	$0.27	$164,835
23	Screven	12,947	3850	$0.27	$13,458,406

Rank	County	Acres	Lb/Acre	$/Lb	Farm Gate
8	Seminole	23,349	4150	$0.30	$29,069,505
-	Spalding				$0
-	Stephens				$0
60	Stewart	1,897	4070	$0.27	$2,084,613
40	Sumter	6,116	4300	$0.31	$8,152,628
-	Talbot				$0
-	Taliaferro				$0
37	Tattnall	8,481	4070	$0.27	$9,319,825
70	Taylor	500	3700	$0.22	$407,000
42	Telfair	6,963	4250	$0.27	$7,990,042
33	Terrell	10,013	3500	$0.29	$10,075,581
20	Thomas	14,202	4070	$0.27	$15,606,577
16	Tift	15,442	4700	$0.27	$19,595,898
51	Toombs	4,640	4200	$0.27	$5,261,760
-	Towns				$0
64	Treutlen	1,053	4000	$0.27	$1,137,024
-	Troup				$0
17	Turner	17,243	4000	$0.25	$17,243,000
59	Twiggs	2,291	4070	$0.28	$2,610,823
-	Union				$0
-	Upson				$0
-	Walker				$0
-	Walton				$0
47	Ware	5,500	4070	$0.27	$6,043,950
68	Warren	850	4010	$0.25	$852,125
57	Washington	2,500	4200	$0.26	$2,730,000
36	Wayne	7,763	4500	$0.27	$9,432,045
50	Webster	5,162	4070	$0.27	$5,672,521
53	Wheeler	3,350	4250	$0.27	$3,844,125
-	White				$0
-	Whitfield				$0
21	Wilcox	14,063	4070	$0.27	$15,453,830
-	Wilkes				$0
73	Wilkinson	248	4070	$0.27	$272,527
4	Worth	33,635	4300	$0.27	$39,050,235
	Totals & Avg.	**794,080**	**4243.13**	**$0.27**	**$915,046,602**

Percent of Row & Forage 29.40%

Top Ten Counties by Value - Peanuts

County	Acres	Yield	Price	Farm Gate
Mitchell	44,710	4390	$0.27	$52,994,763
Decatur	35,372	4780	$0.27	$45,651,103
Miller	29,344	4500	$0.30	$39,614,400
Worth	33,635	4300	$0.27	$39,050,235
Early	30,877	4347	$0.27	$36,240,026
Coffee	29,203	4500	$0.27	$35,481,645
Colquitt	27,636	4325	$0.27	$32,271,939
Seminole	23,349	4150	$0.30	$29,069,505
Bulloch	25,768	4070	$0.27	$28,316,455
Irwin	25,451	4070	$0.27	$27,968,103

Top Ten Counties

For Peanuts

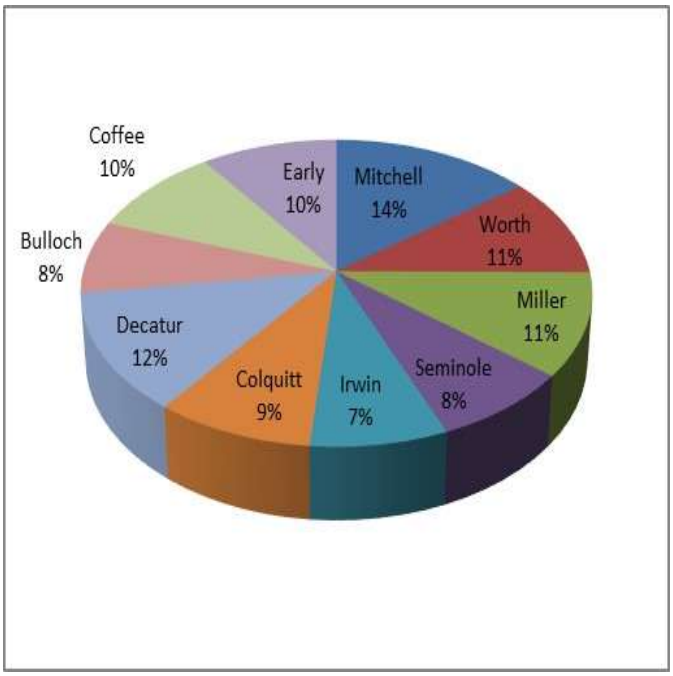

Rye Farm Gate Value 2023

Rank	County	Acres	Bu/Acre	$/Bu	Farm Gate
30	Appling	219	32	$6.90	$48,657
57	Atkinson	45	32	$6.90	$9,998
-	Bacon				$0
35	Baker	175	33	$6.90	$39,847
53	Baldwin	50	32	$6.90	$11,109
-	Banks				$0
-	Barrow				$0
-	Bartow				$0
34	Ben Hill	182	32	$6.90	$40,185
-	Berrien				$0
69	Bibb	9	32	$6.90	$1,888
-	Bleckley				$0
-	Brantley				$0
22	Brooks	352	32	$6.90	$78,207
-	Bryan				$0
5	Bulloch	1,746	32	$6.90	$387,926
2	Burke	3,400	32	$6.90	$755,412
45	Butts	122	32	$6.90	$27,105
23	Calhoun	248	45	$7.00	$78,120
-	Camden				$0
54	Candler	49	32	$6.90	$10,886
-	Carroll				$0
-	Catoosa				$0
-	Charlton				$0
-	Chatham				$0
-	Chattahoochee				$0
-	Chattooga				$0
-	Cherokee				$0
-	Clarke				$0
-	Clay				$0
-	Clayton				$0
-	Clinch				$0
-	Cobb				$0
33	Coffee	182	33	$6.90	$41,441
-	Colquitt				$0
-	Columbia				$0
68	Cook	10	33	$6.90	$2,277
-	Coweta				$0
55	Crawford	45	35	$6.90	$10,867
10	Crisp	823	32	$6.90	$182,854
-	Dade				$0
-	Dawson				$0
38	Decatur	156	35	$6.90	$37,674
-	Dekalb				$0
48	Dodge	90	32	$6.90	$19,942
20	Dooly	400	32	$6.90	$88,872
62	Dougherty	25	35	$6.90	$6,037
-	Douglas				$0
67	Early	12	35	$6.90	$2,898
-	Echols				$0
61	Effingham	30	32	$6.90	$6,665
28	Elbert	200	37	$7.00	$51,800
26	Emanuel	300	32	$6.90	$66,654
-	Evans				$0
-	Fannin				$0
-	Fayette				$0
-	Floyd				$0
-	Forsyth				$0
-	Franklin				$0
-	Fulton				$0
-	Gilmer				$0
9	Glascock	850	34	$6.80	$196,520

Rank	County	Acres	Bu/Acre	$/Bu	Farm Gate
-	Glynn				$0
-	Gordon				$0
-	Grady				$0
-	Greene				$0
-	Gwinnett				$0
3	Habersham	2,000	36	$7.50	$541,500
51	Hall	56	32	$6.90	$12,442
-	Hancock				$0
-	Haralson				$0
13	Harris	600	34	$7.25	$147,900
52	Hart	46	34	$7.50	$11,730
-	Heard				$0
-	Henry				$0
-	Houston				$0
11	Irwin	690	32	$6.90	$153,304
66	Jackson	15	36	$7.50	$4,061
-	Jasper				$0
-	Jeff Davis				$0
8	Jefferson	1,500	30	$6.90	$310,500
31	Jenkins	200	32	$6.90	$44,436
21	Johnson	250	35	$10.00	$87,500
-	Jones				$0
-	Lamar				$0
46	Lanier	119	32	$6.90	$26,341
17	Laurens	468	32	$6.90	$103,980
-	Lee				$0
65	Liberty	25	32	$6.90	$5,520
-	Lincoln				$0
-	Long				$0
32	Lowndes	175	35	$6.90	$42,262
57	Lumpkin	45	32	$6.90	$9,998
26	Macon	300	32	$6.90	$66,654
49	Madison	67	32	$6.90	$14,886
36	Marion	174	32	$6.90	$38,659
-	McDuffie				$0
-	McIntosh				$0
63	Meriwether	30	28	$7.00	$5,880
27	Miller	243	33	$7.00	$56,133
-	Mitchell				$0
41	Monroe	150	32	$6.90	$33,327
-	Montgomery				$0
58	Morgan	44	32	$6.90	$9,775
-	Murray				$0
-	Muscogee				$0
43	Newton	136	32	$6.90	$30,216
-	Oconee				$0
-	Oglethorpe				$0
-	Paulding				$0
64	Peach	25	34	$6.90	$5,865
-	Pickens				$0
-	Pierce				$0
-	Pike				$0
24	Polk	350	30	$7.00	$73,500
16	Pulaski	450	35	$6.90	$108,675
59	Putnam	50	30	$6.00	$9,000
-	Quitman				$0
-	Rabun				$0
7	Randolph	1,339	36	$7.51	$362,012
-	Richmond				$0
-	Rockdale				$0
53	Schley	50	32	$6.90	$11,109
12	Screven	721	30	$6.90	$149,247

Rank	County	Acres	Bu/Acre	$/Bu	Farm Gate
40	Seminole	150	34	$7.00	$35,700
70	Spalding	4	28	$6.20	$694
-	Stephens				$0
-	Stewart				$0
-	Sumter				$0
20	Talbot	400	32	$6.90	$88,872
-	Taliaferro				$0
42	Tattnall	137	32	$6.96	$30,797
60	Taylor	30	33	$7.80	$7,722
31	Telfair	200	32	$6.90	$44,436
44	Terrell	104	36	$7.50	$28,080
-	Thomas				$0
6	Tift	974	55	$6.90	$369,633
56	Toombs	48	32	$6.90	$10,598
-	Towns				$0
25	Treutlen	173	25	$16.00	$69,376
-	Troup				$0
15	Turner	604	31	$6.51	$119,927
-	Twiggs				$0
-	Union				$0
-	Upson				$0
14	Walker	600	35	$6.90	$144,900
-	Walton				$0
18	Ware	450	32	$6.90	$99,981
19	Warren	400	36	$6.80	$97,920
37	Washington	150	32	$8.00	$38,400
53	Wayne	50	32	$6.90	$11,109
47	Webster	116	32	$6.90	$25,772
29	Wheeler	220	32	$6.90	$48,879
-	White				$0
-	Whitfield				$0
4	Wilcox	2,121	32	$6.90	$471,243
39	Wilkes	166	32	$6.90	$36,881
50	Wilkinson	65	32	$6.90	$14,441
1	Worth	3,500	32	$6.90	$777,630
	Totals & Avg.	**30,700**	**33.54**	**$7.04**	**$7,253,261**

Percent of Row & Forage 0.23%

Top Ten Counties by Value - Rye

County	Acres	Yield	Price	Farm Gate
Worth	3,500	32	$6.90	$777,630
Burke	3,400	32	$6.90	$755,412
Habersham	2,000	36	$7.50	$541,500
Wilcox	2,121	32	$6.90	$471,243
Bulloch	1,746	32	$6.90	$387,926
Tift	974	55	$6.90	$369,633
Randolph	1,339	36	$7.51	$362,012
Jefferson	1,500	30	$6.90	$310,500
Glascock	850	34	$6.80	$196,520
Crisp	823	32	$6.90	$182,854

Top Ten Counties

For Rye

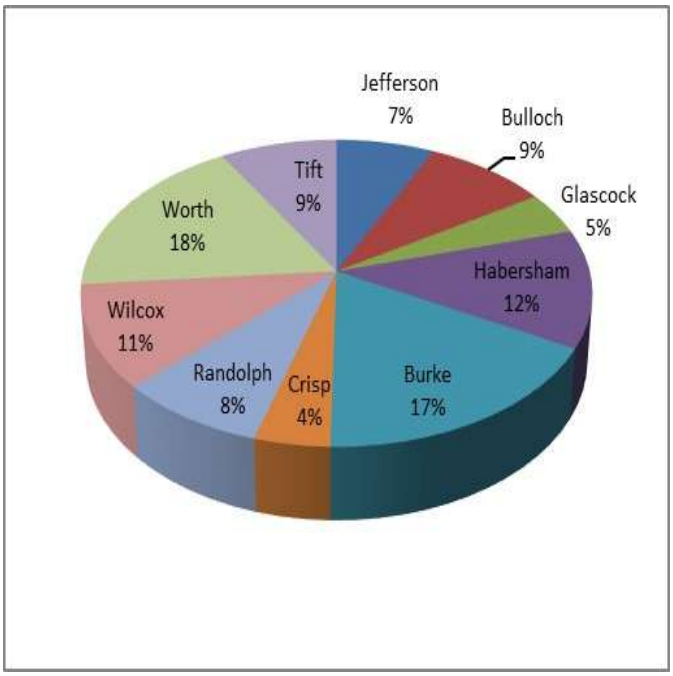

Silage Farm Gate Value 2023

Rank	County	Acres	Lb/Acre	$/Lb	Farm Gate
31	Appling	50	22	$44.00	$48,400
-	Atkinson				$0
-	Bacon				$0
39	Baker	50	8	$30.00	$12,000
24	Baldwin	125	22	$44.00	$121,000
-	Banks				$0
-	Barrow				$0
-	Bartow				$0
-	Ben Hill				$0
-	Berrien				$0
-	Bibb				$0
-	Bleckley				$0
-	Brantley				$0
-	Brooks				$0
-	Bryan				$0
-	Bulloch				$0
-	Burke				$0
28	Butts	100	20	$40.00	$80,000
-	Calhoun				$0
-	Camden				$0
-	Candler				$0
-	Carroll				$0
37	Catoosa	50	3	$130.00	$18,200
-	Charlton				$0
-	Chatham				$0
-	Chattahoochee				$0
-	Chattooga				$0
-	Cherokee				$0
-	Clarke				$0
-	Clay				$0
-	Clayton				$0
-	Clinch				$0
-	Cobb				$0
-	Coffee				$0
-	Colquitt				$0
-	Columbia				$0
-	Cook				$0
-	Coweta				$0
-	Crawford				$0
18	Crisp	200	22	$45.00	$198,000
-	Dade				$0
35	Dawson	30	22	$44.00	$29,040
5	Decatur	1,500	22	$44.00	$1,452,000
-	Dekalb				$0
-	Dodge				$0
-	Dooly				$0
-	Dougherty				$0
-	Douglas				$0
-	Early				$0
-	Echols				$0
-	Effingham				$0
-	Elbert				$0
13	Emanuel	700	4	$130.00	$364,000
-	Evans				$0
40	Fannin	10	22	$44.00	$9,680
42	Fayette	89	0	$60.00	$1,335
-	Floyd				$0
41	Forsyth	230	1	$22.00	$6,072
-	Franklin				$0
-	Fulton				$0
-	Gilmer				$0
10	Glascock	225	25	$75.00	$421,875

Rank	County	Acres	Lb/Acre	$/Lb	Farm Gate
-	Glynn				$0
-	Gordon				$0
7	Grady	1,000	22	$44.00	$968,000
38	Greene	15	22	$44.00	$14,520
-	Gwinnett				$0
11	Habersham	800	4	$125.00	$400,000
21	Hall	158	24	$45.00	$170,640
36	Hancock	80	8	$35.00	$22,400
-	Haralson				$0
-	Harris				$0
34	Hart	40	22	$44.00	$38,720
-	Heard				$0
-	Henry				$0
-	Houston				$0
-	Irwin				$0
-	Jackson				$0
29	Jasper	200	8	$44.00	$70,400
-	Jeff Davis				$0
17	Jefferson	400	22	$25.00	$220,000
31	Jenkins	80	5	$121.00	$48,400
8	Johnson	450	25	$55.00	$618,750
30	Jones	123	8	$62.00	$61,008
-	Lamar				$0
-	Lanier				$0
-	Laurens				$0
3	Lee	2,677	61	$20.00	$3,266,171
-	Liberty				$0
-	Lincoln				$0
-	Long				$0
-	Lowndes				$0
23	Lumpkin	150	22	$44.00	$145,200
1	Macon	16,000	23	$40.00	$14,720,000
-	Madison				$0
-	Marion				$0
-	McDuffie				$0
-	McIntosh				$0
-	Meriwether				$0
-	Miller				$0
4	Mitchell	2,500	22	$44.00	$2,420,000
-	Monroe				$0
-	Montgomery				$0
2	Morgan	4,000	22	$44.00	$3,872,000
-	Murray				$0
-	Muscogee				$0
-	Newton				$0
-	Oconee				$0
7	Oglethorpe	1,000	22	$44.00	$968,000
27	Paulding	100	20	$44.00	$88,000
-	Peach				$0
-	Pickens				$0
-	Pierce				$0
19	Pike	200	22	$44.00	$193,600
22	Polk	375	4	$130.00	$170,625
-	Pulaski				$0
20	Putnam	700	7	$35.00	$171,500
-	Quitman				$0
-	Rabun				$0
-	Randolph				$0
-	Richmond				$0
-	Rockdale				$0
-	Schley				$0
32	Screven	68	15	$45.00	$45,900

Rank	County	Acres	Lb/Acre	$/Lb	Farm Gate
15	Seminole	350	15	$65.00	$341,250
-	Spalding				$0
25	Stephens	40	20	$150.00	$120,000
-	Stewart				$0
-	Sumter				$0
-	Talbot				$0
-	Taliaferro				$0
-	Tattnall				$0
33	Taylor	50	18	$45.00	$40,500
-	Telfair				$0
-	Terrell				$0
-	Thomas				$0
16	Tift	250	22	$44.00	$242,000
-	Toombs				$0
-	Towns				$0
-	Treutlen				$0
-	Troup				$0
-	Turner				$0
-	Twiggs				$0
-	Union				$0
-	Upson				$0
-	Walker				$0
26	Walton	100	22	$44.00	$96,800
-	Ware				$0
-	Warren				$0
14	Washington	250	25	$55.00	$343,750
-	Wayne				$0
12	Webster	500	10	$75.00	$375,000
-	Wheeler				$0
6	White	3,000	4	$100.00	$1,200,000
-	Whitfield				$0
-	Wilcox				$0
9	Wilkes	500	22	$44.00	$484,000
-	Wilkinson				$0
-	Worth				$0
	Totals & Avg.	**39,515**	**22**	**$39.91**	**$34,698,737**

Percent of Row & Forage 1.11%

Top Ten Counties by Value - Silage

County	Acres	Yield	Price	Farm Gate
Macon	16,000	23	$40.00	$14,720,000
Morgan	4,000	22	$44.00	$3,872,000
Lee	2,677	61	$20.00	$3,266,171
Mitchell	2,500	22	$44.00	$2,420,000
Decatur	1,500	22	$44.00	$1,452,000
White	3,000	4	$100.00	$1,200,000
Grady	1,000	22	$44.00	$968,000
Oglethorpe	1,000	22	$44.00	$968,000
Johnson	450	25	$55.00	$618,750
Wilkes	500	22	$44.00	$484,000

Top Ten Counties

For Silage

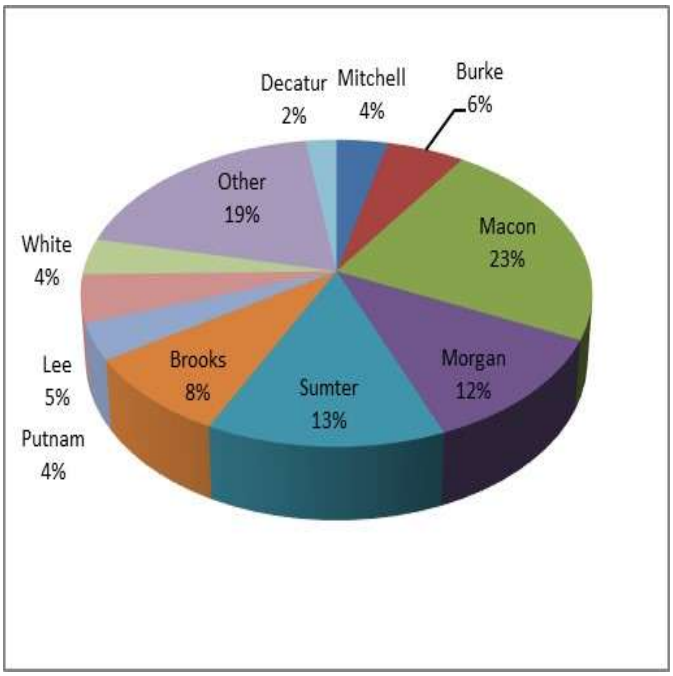

Sorghum Farm Gate Value 2023

Rank	County	Acres	Bu/Acre	$/Bu	Farm Gate
65	Appling	77	52	$5.94	$23,783
76	Atkinson	27	52	$5.94	$8,339
35	Bacon	413	52	$5.94	$127,567
9	Baker	1,200	52	$5.94	$370,656
-	Baldwin				$0
-	Banks				$0
-	Barrow				$0
-	Bartow				$0
50	Ben Hill	146	52	$5.94	$45,084
66	Berrien	70	52	$5.94	$21,621
-	Bibb				$0
63	Bleckley	78	52	$6.00	$24,336
-	Brantley				$0
20	Brooks	745	52	$5.94	$230,115
-	Bryan				$0
68	Bulloch	55	52	$5.94	$16,988
23	Burke	650	52	$5.94	$200,772
-	Butts				$0
11	Calhoun	1,096	50	$6.25	$342,500
-	Camden				$0
73	Candler	40	52	$5.94	$12,355
-	Carroll				$0
-	Catoosa				$0
-	Charlton				$0
-	Chatham				$0
-	Chattahoochee				$0
-	Chattooga				$0
-	Cherokee				$0
-	Clarke				$0
40	Clay	246	70	$5.94	$102,286
-	Clayton				$0
-	Clinch				$0
-	Cobb				$0
48	Coffee	187	50	$5.94	$55,539
28	Colquitt	528	52	$5.94	$163,088
-	Columbia				$0
65	Cook	77	52	$5.94	$23,783
-	Coweta				$0
-	Crawford				$0
3	Crisp	2,349	52	$5.94	$725,559
-	Dade				$0
-	Dawson				$0
6	Decatur	1,478	52	$5.94	$456,524
-	Dekalb				$0
30	Dodge	501	52	$5.94	$154,770
5	Dooly	1,637	52	$5.94	$505,636
41	Dougherty	300	52	$5.94	$92,664
-	Douglas				$0
22	Early	658	52	$5.94	$203,243
-	Echols				$0
75	Effingham	30	50	$5.94	$8,910
61	Elbert	100	50	$5.00	$25,000
21	Emanuel	675	52	$5.94	$208,494
-	Evans				$0
-	Fannin				$0
-	Fayette				$0
-	Floyd				$0
-	Forsyth				$0
62	Franklin	80	52	$5.94	$24,710
-	Fulton				$0
-	Gilmer				$0
13	Glascock	1,100	50	$5.75	$316,250

Rank	County	Acres	Bu/Acre	$/Bu	Farm Gate
-	Glynn				$0
42	Gordon	254	52	$5.94	$78,455
59	Grady	86	52	$5.94	$26,563
-	Greene				$0
-	Gwinnett				$0
31	Habersham	500	52	$5.94	$154,440
2	Hall	34	5200	$5.94	$1,050,192
-	Hancock				$0
-	Haralson				$0
-	Harris				$0
47	Hart	180	52	$6.25	$58,500
-	Heard				$0
-	Henry				$0
64	Houston	78	52	$5.90	$23,930
36	Irwin	377	52	$5.94	$116,447
53	Jackson	125	41	$6.72	$34,524
45	Jasper	201	52	$5.94	$62,084
54	Jeff Davis	110	52	$5.94	$33,976
7	Jefferson	1,400	54	$5.94	$449,064
-	Jenkins				$0
17	Johnson	725	60	$6.00	$261,000
52	Jones	123	52	$5.94	$37,992
82	Lamar	10	52	$5.94	$3,088
-	Lanier				$0
16	Laurens	973	52	$5.94	$300,540
10	Lee	1,186	52	$5.94	$366,331
77	Liberty	25	52	$5.94	$7,722
-	Lincoln				$0
-	Long				$0
83	Lowndes	10	42	$5.94	$2,494
82	Lumpkin	10	52	$5.94	$3,088
27	Macon	530	52	$5.94	$163,706
84	Madison	3	52	$5.94	$926
58	Marion	92	52	$5.94	$28,416
56	McDuffie	102	52	$5.94	$31,505
-	McIntosh				$0
-	Meriwether				$0
19	Miller	644	60	$6.00	$231,840
55	Mitchell	95	60	$5.84	$33,288
-	Monroe				$0
78	Montgomery	25	51	$5.92	$7,517
8	Morgan	787	74	$6.50	$375,989
60	Murray	81	52	$5.94	$25,019
-	Muscogee				$0
67	Newton	65	52	$5.94	$20,077
-	Oconee				$0
12	Oglethorpe	845	55	$7.00	$325,325
-	Paulding				$0
-	Peach				$0
-	Pickens				$0
26	Pierce	563	52	$5.94	$173,899
-	Pike				$0
44	Polk	350	48	$4.00	$67,200
46	Pulaski	200	52	$5.94	$61,776
43	Putnam	225	50	$6.00	$67,500
80	Quitman	18	40	$6.71	$4,831
-	Rabun				$0
4	Randolph	1,339	70	$5.94	$556,656
-	Richmond				$0
-	Rockdale				$0
71	Schley	45	52	$5.94	$13,899
57	Screven	134	50	$4.50	$30,150

Rank	County	Acres	Bu/Acre	$/Bu	Farm Gate
39	Seminole	250	70	$6.00	$105,000
-	Spalding				$0
-	Stephens				$0
38	Stewart	363	50	$5.94	$107,811
18	Sumter	773	52	$5.94	$238,764
-	Talbot				$0
-	Taliaferro				$0
79	Tattnall	22	52	$5.94	$6,650
49	Taylor	200	45	$5.75	$51,750
33	Telfair	437	52	$5.94	$134,980
1	Terrell	2,978	90	$6.05	$1,621,521
74	Thomas	37	52	$6.00	$11,544
15	Tift	703	71	$6.10	$304,469
69	Toombs	49	52	$5.94	$15,135
-	Towns				$0
51	Treutlen	101	65	$5.94	$39,073
84	Troup	3	52	$5.94	$926
14	Turner	1,181	47	$5.61	$311,394
-	Twiggs				$0
-	Union				$0
72	Upson	44	52	$5.94	$13,590
-	Walker				$0
81	Walton	12	52	$5.94	$3,706
25	Ware	625	52	$5.94	$193,050
34	Warren	450	50	$5.75	$129,375
32	Washington	400	50	$7.00	$140,000
-	Wayne				$0
29	Webster	517	52	$5.94	$159,690
33	Wheeler	437	52	$5.94	$134,980
-	White				$0
-	Whitfield				$0
24	Wilcox	634	52	$5.94	$195,829
70	Wilkes	47	52	$5.94	$14,517
-	Wilkinson				$0
37	Worth	372	52	$5.94	$114,903
	Totals & Avg.	**37,728**	**61.31**	**$5.98**	**$13,829,207**

Percent of Row & Forage 0.44%

Top Ten Counties by Value - Sorghum

County	Acres	Yield	Price	Farm Gate
Terrell	2,978	90	$6.05	$1,621,521
Hall	34	5200	$5.94	$1,050,192
Crisp	2,349	52	$5.94	$725,559
Randolph	1,339	70	$5.94	$556,656
Dooly	1,637	52	$5.94	$505,636
Decatur	1,478	52	$5.94	$456,524
Jefferson	1,400	54	$5.94	$449,064
Morgan	787	74	$6.50	$375,989
Baker	1,200	52	$5.94	$370,656
Lee	1,186	52	$5.94	$366,331

Top Ten Counties

For Sorghum

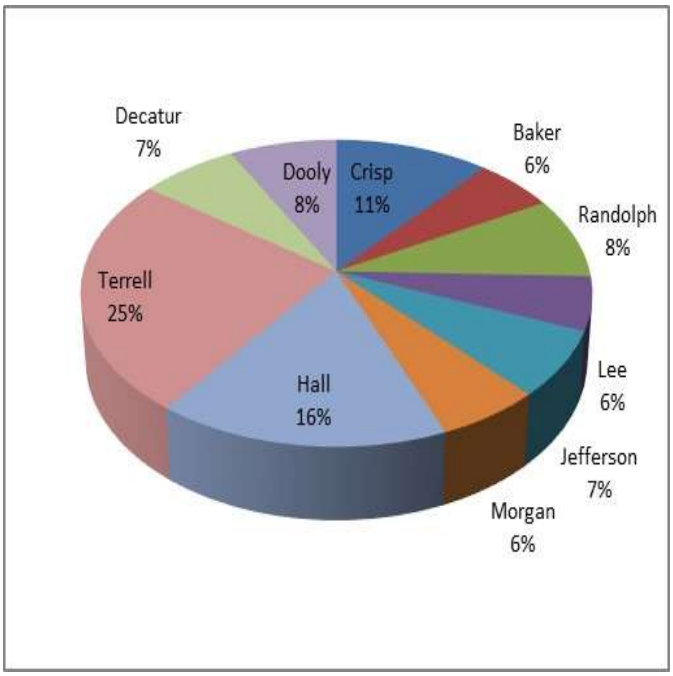

Soybeans Farm Gate Value 2023

Rank	County	Acres	Bu/Acre	$/Bu	Farm Gate
50	Appling	1,083	43	$13.00	$605,397
91	Atkinson	227	43	$13.00	$126,893
80	Bacon	369	43	$13.00	$206,271
27	Baker	2,000	45	$13.00	$1,170,000
-	Baldwin				$0
104	Banks	110	40	$13.00	$57,200
-	Barrow				$0
51	Bartow	1,077	43	$13.00	$602,043
77	Ben Hill	417	43	$13.00	$233,103
19	Berrien	2,641	43	$13.00	$1,476,319
70	Bibb	492	43	$13.00	$275,028
6	Bleckley	5,921	55	$12.75	$4,152,101
107	Brantley	97	35	$12.50	$42,437
1	Brooks	11,073	43	$13.00	$6,189,807
109	Bryan	50	40	$13.00	$26,000
47	Bulloch	1,115	43	$13.00	$623,285
17	Burke	2,800	43	$13.00	$1,565,200
82	Butts	352	41	$13.00	$187,616
49	Calhoun	775	55	$14.30	$609,537
-	Camden				$0
79	Candler	374	43	$13.00	$209,066
41	Carroll	1,454	43	$13.00	$812,786
108	Catoosa	75	43	$13.00	$41,925
-	Charlton				$0
-	Chatham				$0
-	Chattahoochee				$0
57	Chattooga	900	43	$13.00	$503,100
-	Cherokee				$0
97	Clarke	174	43	$13.00	$97,109
53	Clay	600	72	$12.53	$541,296
-	Clayton				$0
98	Clinch	165	45	$13.00	$96,525
-	Cobb				$0
35	Coffee	1,520	50	$13.00	$988,000
60	Colquitt	777	45	$13.00	$454,545
-	Columbia				$0
32	Cook	1,740	45	$13.00	$1,017,900
72	Coweta	487	43	$13.00	$272,233
24	Crawford	2,200	45	$13.00	$1,287,000
96	Crisp	176	43	$13.00	$98,384
101	Dade	148	45	$14.00	$93,303
-	Dawson				$0
20	Decatur	2,619	43	$13.00	$1,464,021
-	Dekalb				$0
67	Dodge	559	43	$13.00	$312,464
14	Dooly	3,787	43	$13.00	$2,116,933
86	Dougherty	260	43	$13.00	$145,340
-	Douglas				$0
21	Early	1,807	61	$13.00	$1,432,951
-	Echols				$0
43	Effingham	1,080	45	$14.00	$680,400
36	Elbert	2,000	35	$14.00	$980,000
15	Emanuel	3,000	43	$16.00	$2,064,000
100	Evans	169	43	$13.00	$94,661
112	Fannin	20	43	$13.00	$11,180
-	Fayette				$0
40	Floyd	1,237	55	$13.00	$884,455
-	Forsyth				$0
30	Franklin	2,000	43	$13.00	$1,118,000
-	Fulton				$0
108	Gilmer	75	43	$13.00	$41,925
26	Glascock	2,200	45	$12.50	$1,237,500
-	Glynn				$0
13	Gordon	3,915	43	$13.00	$2,188,485
12	Grady	3,394	50	$13.00	$2,206,100
102	Greene	146	43	$13.00	$81,614
-	Gwinnett				$0
90	Habersham	225	41	$14.30	$131,917
113	Hall	12	43	$13.00	$6,708
-	Hancock				$0
-	Haralson				$0
81	Harris	350	43	$13.00	$195,650
5	Hart	7,420	43	$15.00	$4,785,900
111	Heard	34	43	$13.00	$19,006
71	Henry	488	43	$13.00	$272,792
58	Houston	1,044	43	$11.00	$493,812
83	Irwin	321	43	$13.00	$179,439
89	Jackson	227	41	$14.30	$133,090
-	Jasper				$0
69	Jeff Davis	436	50	$13.00	$283,400
11	Jefferson	4,000	45	$13.00	$2,340,000
81	Jenkins	350	43	$13.00	$195,650
22	Johnson	1,710	60	$13.00	$1,333,800
112	Jones	20	43	$13.00	$11,180
48	Lamar	1,093	43	$13.00	$610,987
56	Lanier	915	43	$13.00	$511,205
3	Laurens	9,375	43	$13.00	$5,240,625
28	Lee	2,069	43	$13.00	$1,156,571
93	Liberty	200	43	$13.00	$111,800
-	Lincoln				$0
103	Long	136	43	$13.00	$76,024
42	Lowndes	1,285	42	$13.00	$701,610
110	Lumpkin	45	43	$13.00	$25,155
4	Macon	8,600	43	$13.00	$4,807,400
44	Madison	1,200	43	$13.00	$670,800
59	Marion	854	43	$13.00	$477,386
105	McDuffie	101	43	$13.00	$56,459
-	McIntosh				$0
99	Meriwether	200	40	$12.00	$96,000
37	Miller	1,673	45	$13.00	$978,705
29	Mitchell	1,725	50	$13.00	$1,121,250
45	Monroe	1,197	43	$13.00	$669,123
112	Montgomery	20	43	$13.00	$11,180
52	Morgan	850	50	$13.00	$552,500
85	Murray	286	43	$13.00	$159,874
-	Muscogee				$0
-	Newton				$0
-	Oconee				$0
63	Oglethorpe	405	70	$13.00	$368,550
-	Paulding				$0
33	Peach	2,200	45	$10.25	$1,014,750
-	Pickens				$0
16	Pierce	2,674	55	$13.00	$1,911,910
95	Pike	184	43	$13.00	$102,856
31	Polk	2,050	42	$12.75	$1,097,775
55	Pulaski	900	45	$13.00	$526,500
87	Putnam	380	38	$10.00	$144,400
-	Quitman				$0
-	Rabun				$0
2	Randolph	7,045	65	$12.53	$5,737,523
74	Richmond	441	43	$13.00	$246,519
-	Rockdale				$0
93	Schley	200	43	$13.00	$111,800
62	Screven	952	35	$13.00	$433,160

Rank	County	Acres	Bu/Acre	$/Bu	Farm Gate
7	Seminole	3,554	70	$14.00	$3,482,920
64	Spalding	500	44	$15.00	$330,000
-	Stephens				$0
68	Stewart	433	55	$13.00	$309,595
10	Sumter	5,741	35	$12.00	$2,411,220
-	Talbot				$0
-	Taliaferro				$0
18	Tattnall	2,663	43	$13.00	$1,488,706
66	Taylor	700	45	$10.25	$322,875
73	Telfair	447	43	$13.00	$249,873
9	Terrell	3,281	60	$13.10	$2,578,866
25	Thomas	2,275	43	$13.00	$1,271,725
75	Tift	335	55	$13.25	$244,131
23	Toombs	2,332	43	$13.00	$1,303,588
-	Towns				$0
-	Treutlen				$0
-	Troup				$0
88	Turner	268	39	$12.78	$133,566
34	Twiggs	1,556	50	$12.75	$991,950
-	Union				$0
106	Upson	99	43	$13.00	$55,575
54	Walker	948	43	$13.00	$529,932
78	Walton	416	43	$13.00	$232,544
61	Ware	750	45	$13.00	$438,750
46	Warren	1,200	42	$12.80	$645,120
8	Washington	3,700	55	$14.30	$2,910,050
93	Wayne	200	43	$13.00	$111,800
65	Webster	582	43	$13.00	$325,338
92	Wheeler	212	43	$13.00	$118,508
76	White	300	60	$13.00	$234,000
94	Whitfield	190	43	$13.00	$106,338
39	Wilcox	1,620	43	$13.00	$905,580
-	Wilkes				$0
84	Wilkinson	296	43	$13.00	$165,464
38	Worth	1,529	48	$13.00	$954,096
	Totals & Avg.	**171,676**	**46.6**	**$13.09**	**$104,686,295**

Percent of Row & Forage 3.36%

Top Ten Counties by Value - Soybeans

County	Acres	Yield	Price	Farm Gate
Brooks	11,073	43	$13.00	$6,189,807
Randolph	7,045	65	$12.53	$5,737,523
Laurens	9,375	43	$13.00	$5,240,625
Macon	8,600	43	$13.00	$4,807,400
Hart	7,420	43	$15.00	$4,785,900
Bleckley	5,921	55	$12.75	$4,152,101
Seminole	3,554	70	$14.00	$3,482,920
Washington	3,700	55	$14.30	$2,910,050
Terrell	3,281	60	$13.10	$2,578,866
Sumter	5,741	35	$12.00	$2,411,220

Top Ten Counties

For Soybeans

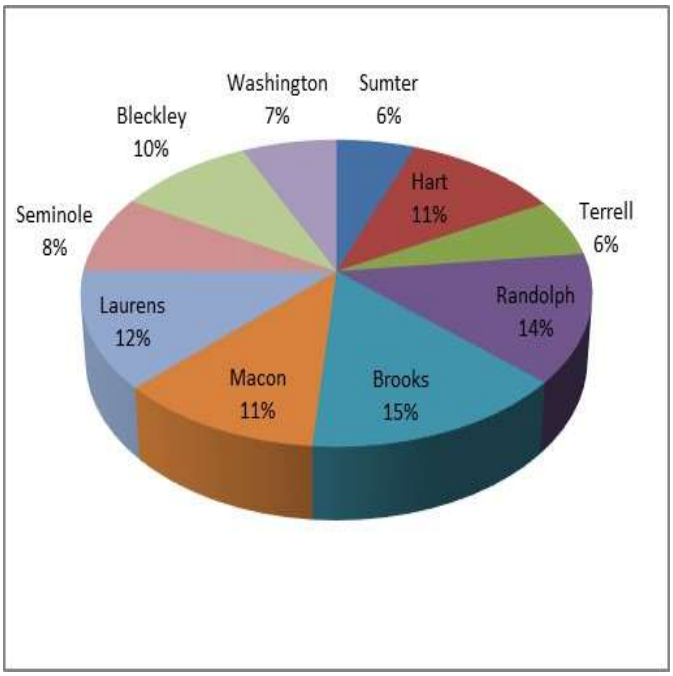

Straw Farm Gate Value 2023

Rank	County	Acres	Bales/Acre	$/Bale	Farm Gate
22	Appling	400	7	$65.00	$182,000
-	Atkinson				$0
-	Bacon				$0
16	Baker	1,000	5	$50.00	$250,000
-	Baldwin				$0
-	Banks				$0
-	Barrow				$0
-	Bartow				$0
-	Ben Hill				$0
-	Berrien				$0
-	Bibb				$0
28	Bleckley	600	3	$60.00	$108,000
-	Brantley				$0
5	Brooks	4,200	75	$3.00	$945,000
-	Bryan				$0
-	Bulloch				$0
23	Burke	1,200	4	$35.00	$168,000
21	Butts	200	200	$5.00	$200,000
-	Calhoun				$0
-	Camden				$0
-	Candler				$0
-	Carroll				$0
-	Catoosa				$0
-	Charlton				$0
-	Chatham				$0
-	Chattahoochee				$0
-	Chattooga				$0
-	Cherokee				$0
-	Clarke				$0
-	Clay				$0
-	Clayton				$0
-	Clinch				$0
-	Cobb				$0
-	Coffee				$0
27	Colquitt	598	75	$2.50	$112,125
-	Columbia				$0
-	Cook				$0
-	Coweta				$0
30	Crawford	500	3	$45.00	$67,500
14	Crisp	1,250	75	$3.00	$281,250
-	Dade				$0
-	Dawson				$0
-	Decatur				$0
-	Dekalb				$0
12	Dodge	1,500	4	$50.00	$300,000
8	Dooly	1,800	7	$45.00	$567,000
-	Dougherty				$0
-	Douglas				$0
35	Early	100	100	$4.00	$40,000
-	Echols				$0
-	Effingham				$0
26	Elbert	150	100	$8.00	$120,000
2	Emanuel	220	440	$25.00	$2,420,000
-	Evans				$0
-	Fannin				$0
-	Fayette				$0
-	Floyd				$0
-	Forsyth				$0
19	Franklin	300	250	$3.00	$225,000
-	Fulton				$0
-	Gilmer				$0
17	Glascock	1,600	50	$3.00	$240,000

Rank	County	Acres	Bales/Acre	$/Bale	Farm Gate
-	Glynn				$0
-	Gordon				$0
-	Grady				$0
-	Greene				$0
-	Gwinnett				$0
-	Habersham				$0
-	Hall				$0
-	Hancock				$0
-	Haralson				$0
40	Harris	1,800	2	$3.00	$12,690
-	Hart				$0
-	Heard				$0
-	Henry				$0
26	Houston	800	30	$5.00	$120,000
-	Irwin				$0
4	Jackson	2,000	125	$5.00	$1,250,000
-	Jasper				$0
-	Jeff Davis				$0
-	Jefferson				$0
-	Jenkins				$0
13	Johnson	1,600	4	$45.00	$288,000
-	Jones				$0
11	Lamar	1,453	50	$4.25	$308,762
-	Lanier				$0
7	Laurens	4,000	4	$50.00	$800,000
-	Lee				$0
-	Liberty				$0
-	Lincoln				$0
-	Long				$0
-	Lowndes				$0
-	Lumpkin				$0
20	Macon	2,000	3	$35.00	$210,000
-	Madison				$0
39	Marion	1,600	2	$4.00	$12,800
-	McDuffie				$0
-	McIntosh				$0
-	Meriwether				$0
-	Miller				$0
29	Mitchell	100	200	$4.00	$80,000
-	Monroe				$0
-	Montgomery				$0
6	Morgan	1,800	75	$6.00	$810,000
-	Murray				$0
-	Muscogee				$0
24	Newton	300	80	$5.50	$132,000
-	Oconee				$0
32	Oglethorpe	100	110	$5.00	$55,000
-	Paulding				$0
33	Peach	400	3	$45.00	$54,000
-	Pickens				$0
-	Pierce				$0
-	Pike				$0
10	Polk	175	500	$4.00	$350,000
-	Pulaski				$0
43	Putnam	75	20	$5.00	$7,500
-	Quitman				$0
-	Rabun				$0
-	Randolph				$0
-	Richmond				$0
-	Rockdale				$0
-	Schley				$0
36	Screven	700	2	$35.00	$36,750

Rank	County	Acres	Bales/Acre	$/Bale	Farm Gate
-	Seminole				$0
41	Spalding	55	70	$2.50	$9,625
-	Stephens				$0
-	Stewart				$0
-	Sumter				$0
-	Talbot				$0
-	Taliaferro				$0
-	Tattnall				$0
37	Taylor	250	3	$45.00	$33,750
3	Telfair	825	48	$50.00	$2,000,000
-	Terrell				$0
-	Thomas				$0
-	Tift				$0
38	Toombs	157	3	$50.00	$23,560
-	Towns				$0
-	Treutlen				$0
-	Troup				$0
-	Turner				$0
-	Twiggs				$0
-	Union				$0
25	Upson	575	50	$4.25	$122,187
9	Walker	650	165	$5.00	$536,250
-	Walton				$0
-	Ware				$0
18	Warren	1,425	50	$3.25	$231,562
15	Washington	2,000	3	$45.00	$270,000
-	Wayne				$0
44	Webster	500	2	$4.00	$4,000
1	Wheeler	4,500	200	$4.00	$3,600,000
-	White				$0
-	Whitfield				$0
-	Wilcox				$0
42	Wilkes	50	40	$4.00	$8,000
34	Wilkinson	239	4	$50.00	$47,800
31	Worth	300	5	$45.00	$60,750
	Totals & Avg.	**46,047**	**57.16**	**$6.72**	**$17,700,862**

Percent of Row & Forage 0.57%

Top Ten Counties by Value - Straw

County	Acres	Yield	Price	Farm Gate
Wheeler	4,500	200	$4.00	$3,600,000
Emanuel	220	440	$25.00	$2,420,000
Telfair	825	48	$50.00	$2,000,000
Jackson	2,000	125	$5.00	$1,250,000
Brooks	4,200	75	$3.00	$945,000
Morgan	1,800	75	$6.00	$810,000
Laurens	4,000	4	$50.00	$800,000
Dooly	1,800	7	$45.00	$567,000
Walker	650	165	$5.00	$536,250
Polk	175	500	$4.00	$350,000

Top Ten Counties

For Straw

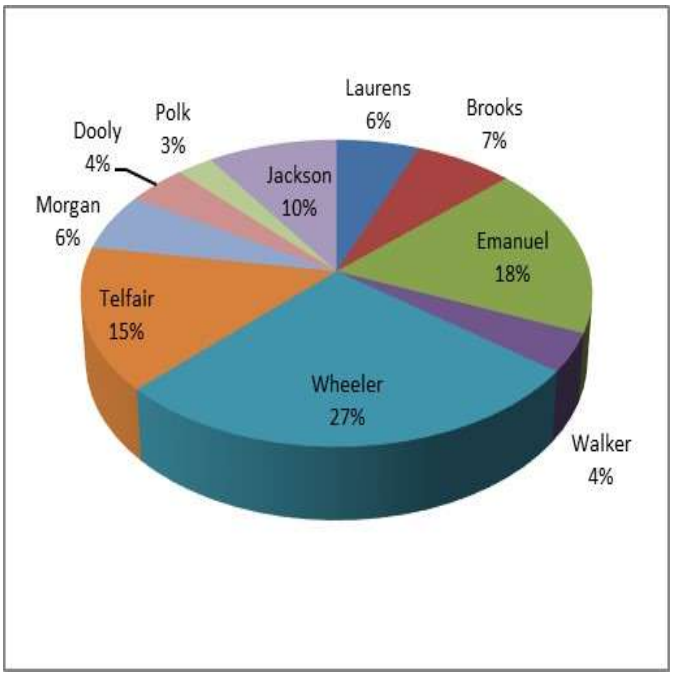

Tobacco Farm Gate Value 2023

Rank	County	Acres	Lb/Acre	$/Lb	Farm Gate
3	Appling	728	2000	$2.25	$3,276,000
12	Atkinson	222	2100	$2.25	$1,048,950
-	Bacon				$0
-	Baker				$0
-	Baldwin				$0
-	Banks				$0
-	Barrow				$0
-	Bartow				$0
19	Ben Hill	47	2000	$2.25	$209,250
1	Berrien	900	2000	$2.25	$4,050,000
-	Bibb				$0
-	Bleckley				$0
-	Brantley				$0
10	Brooks	260	2000	$2.25	$1,170,000
-	Bryan				$0
-	Bulloch				$0
-	Burke				$0
-	Butts				$0
-	Calhoun				$0
-	Camden				$0
14	Candler	200	2000	$2.25	$900,000
-	Carroll				$0
-	Catoosa				$0
-	Charlton				$0
-	Chatham				$0
-	Chattahoochee				$0
-	Chattooga				$0
-	Cherokee				$0
-	Clarke				$0
-	Clay				$0
-	Clayton				$0
-	Clinch				$0
-	Cobb				$0
5	Coffee	610	2000	$2.25	$2,745,000
9	Colquitt	303	2000	$2.25	$1,361,250
-	Columbia				$0
-	Cook				$0
-	Coweta				$0
-	Crawford				$0
-	Crisp				$0
-	Dade				$0
-	Dawson				$0
-	Decatur				$0
-	Dekalb				$0
-	Dodge				$0
-	Dooly				$0
-	Dougherty				$0
-	Douglas				$0
-	Early				$0
7	Echols	325	2000	$2.25	$1,462,500
17	Effingham	75	2000	$2.25	$337,500
-	Elbert				$0
-	Emanuel				$0
21	Evans	28	2000	$2.25	$126,000
-	Fannin				$0
-	Fayette				$0
-	Floyd				$0
-	Forsyth				$0
-	Franklin				$0
-	Fulton				$0
-	Gilmer				$0
-	Glascock				$0
-	Glynn				$0
-	Gordon				$0
-	Grady				$0
-	Greene				$0
-	Gwinnett				$0
-	Habersham				$0
-	Hall				$0
-	Hancock				$0
-	Haralson				$0
-	Harris				$0
-	Hart				$0
-	Heard				$0
-	Henry				$0
-	Houston				$0
16	Irwin	94	2000	$2.25	$423,000
-	Jackson				$0
-	Jasper				$0
13	Jeff Davis	220	2000	$2.25	$990,000
-	Jefferson				$0
-	Jenkins				$0
-	Johnson				$0
-	Jones				$0
-	Lamar				$0
11	Lanier	244	2000	$2.25	$1,098,135
-	Laurens				$0
-	Lee				$0
-	Liberty				$0
-	Lincoln				$0
-	Long				$0
8	Lowndes	312	2000	$2.25	$1,404,000
-	Lumpkin				$0
-	Macon				$0
-	Madison				$0
-	Marion				$0
-	McDuffie				$0
-	McIntosh				$0
-	Meriwether				$0
-	Miller				$0
-	Mitchell				$0
-	Monroe				$0
-	Montgomery				$0
-	Morgan				$0
-	Murray				$0
-	Muscogee				$0
-	Newton				$0
-	Oconee				$0
-	Oglethorpe				$0
-	Paulding				$0
-	Peach				$0
-	Pickens				$0
4	Pierce	723	1800	$2.25	$2,928,150
-	Pike				$0
-	Polk				$0
-	Pulaski				$0
-	Putnam				$0
-	Quitman				$0
-	Rabun				$0
-	Randolph				$0
-	Richmond				$0
-	Rockdale				$0
-	Schley				$0
18	Screven	83	1750	$2.25	$326,812

Rank	County	Acres	Lb/Acre	$/Lb	Farm Gate
-	Seminole				$0
-	Spalding				$0
-	Stephens				$0
-	Stewart				$0
-	Sumter				$0
-	Talbot				$0
-	Taliaferro				$0
2	Tattnall	781	2000	$2.25	$3,515,715
-	Taylor				$0
20	Telfair	30	2000	$2.25	$135,000
-	Terrell				$0
-	Thomas				$0
-	Tift				$0
-	Toombs				$0
-	Towns				$0
-	Treutlen				$0
-	Troup				$0
-	Turner				$0
-	Twiggs				$0
-	Union				$0
-	Upson				$0
-	Walker				$0
-	Walton				$0
15	Ware	160	2000	$2.25	$720,000
-	Warren				$0
-	Washington				$0
6	Wayne	361	2250	$2.25	$1,827,562
-	Webster				$0
-	Wheeler				$0
-	White				$0
-	Whitfield				$0
-	Wilcox				$0
-	Wilkes				$0
-	Wilkinson				$0
-	Worth				$0
	Totals & Avg.	**6,706**	**1992.11**	**$2.25**	**$30,054,825**

Percent of Row & Forage 0.97%

Top Ten Counties by Value - Tobacco

County	Acres	Yield	Price	Farm Gate
Berrien	900	2000	$2.25	$4,050,000
Tattnall	781	2000	$2.25	$3,515,715
Appling	728	2000	$2.25	$3,276,000
Pierce	723	1800	$2.25	$2,928,150
Coffee	610	2000	$2.25	$2,745,000
Wayne	361	2250	$2.25	$1,827,562
Echols	325	2000	$2.25	$1,462,500
Lowndes	312	2000	$2.25	$1,404,000
Colquitt	303	2000	$2.25	$1,361,250
Brooks	260	2000	$2.25	$1,170,000

Top Ten Counties

For Tobacco

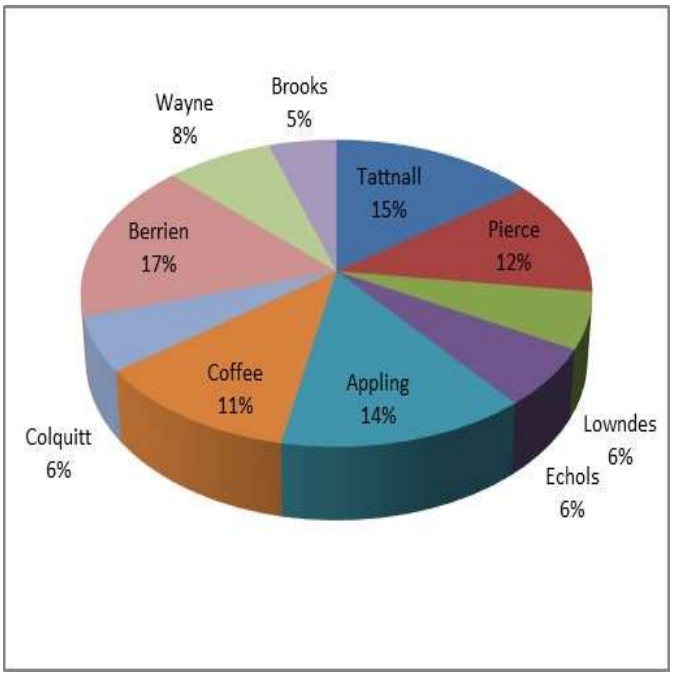

Wheat Farm Gate Value 2023

Rank	County	Acres	Bu/Acre	$/Bu	Farm Gate
59	Appling	446	55	$5.75	$141,047
-	Atkinson				$0
56	Bacon	527	55	$5.75	$166,663
12	Baker	3,000	50	$5.75	$862,500
100	Baldwin	100	55	$5.75	$31,625
101	Banks	95	50	$5.75	$27,312
-	Barrow				$0
91	Bartow	146	55	$5.75	$46,172
98	Ben Hill	106	55	$5.70	$33,231
79	Berrien	223	55	$5.75	$70,523
65	Bibb	355	55	$5.75	$112,268
37	Bleckley	967	55	$5.75	$305,813
-	Brantley				$0
18	Brooks	1,858	55	$5.75	$587,592
108	Bryan	30	55	$5.50	$9,075
23	Bulloch	1,576	55	$5.75	$498,410
7	Burke	4,000	55	$5.75	$1,265,000
70	Butts	257	55	$7.00	$98,945
19	Calhoun	1,397	65	$6.30	$572,071
-	Camden				$0
102	Candler	76	55	$5.75	$24,035
-	Carroll				$0
81	Catoosa	200	55	$5.75	$63,250
-	Charlton				$0
-	Chatham				$0
-	Chattahoochee				$0
69	Chattooga	315	55	$5.75	$99,618
-	Cherokee				$0
63	Clarke	389	55	$5.75	$123,116
68	Clay	350	50	$5.75	$100,625
-	Clayton				$0
-	Clinch				$0
-	Cobb				$0
75	Coffee	241	58	$5.75	$80,373
52	Colquitt	598	55	$5.75	$189,117
-	Columbia				$0
93	Cook	138	55	$5.75	$43,642
87	Coweta	158	55	$5.75	$50,071
14	Crawford	2,100	55	$5.85	$675,675
49	Crisp	646	55	$5.75	$204,297
96	Dade	106	55	$6.00	$34,900
-	Dawson				$0
41	Decatur	868	55	$5.75	$274,505
-	Dekalb				$0
86	Dodge	172	55	$5.75	$54,334
4	Dooly	5,737	55	$5.75	$1,814,326
61	Dougherty	420	55	$5.75	$132,825
-	Douglas				$0
30	Early	1,227	55	$5.75	$388,038
-	Echols				$0
82	Effingham	193	55	$5.75	$61,036
16	Elbert	2,000	60	$5.50	$660,000
46	Emanuel	750	55	$5.75	$237,187
109	Evans	6	55	$5.75	$1,897
106	Fannin	40	55	$5.75	$12,650
-	Fayette				$0
90	Floyd	135	60	$5.75	$46,575
-	Forsyth				$0
62	Franklin	400	55	$5.75	$126,500
-	Fulton				$0
106	Gilmer	40	55	$5.75	$12,650
27	Glascock	1,450	51	$5.60	$414,120

Rank	County	Acres	Bu/Acre	$/Bu	Farm Gate
-	Glynn				$0
48	Gordon	647	55	$5.75	$204,613
40	Grady	972	50	$5.75	$279,450
71	Greene	300	55	$5.75	$94,875
-	Gwinnett				$0
24	Habersham	1,100	58	$7.60	$484,880
103	Hall	70	56	$5.75	$22,540
-	Hancock				$0
-	Haralson				$0
74	Harris	275	55	$5.75	$86,968
6	Hart	4,050	58	$6.50	$1,526,850
-	Heard				$0
67	Henry	320	55	$5.75	$101,200
21	Houston	1,718	55	$5.60	$529,144
60	Irwin	437	55	$5.75	$138,201
35	Jackson	690	58	$8.30	$332,166
-	Jasper				$0
47	Jeff Davis	650	55	$5.75	$205,562
8	Jefferson	3,600	56	$5.75	$1,159,200
51	Jenkins	600	55	$5.75	$189,750
25	Johnson	1,250	60	$5.90	$442,500
104	Jones	50	55	$5.75	$15,812
29	Lamar	1,194	58	$5.75	$398,199
-	Lanier				$0
3	Laurens	6,670	55	$5.75	$2,109,387
15	Lee	1,680	50	$7.90	$663,600
89	Liberty	150	55	$5.75	$47,437
106	Lincoln	40	55	$5.75	$12,650
97	Long	100	58	$5.75	$33,350
66	Lowndes	328	55	$5.75	$103,730
104	Lumpkin	50	55	$5.75	$15,812
1	Macon	7,500	55	$5.75	$2,371,875
31	Madison	1,225	55	$5.75	$387,406
94	Marion	121	55	$5.75	$38,266
-	McDuffie				$0
-	McIntosh				$0
85	Meriwether	200	55	$5.25	$57,750
39	Miller	921	55	$5.75	$291,266
26	Mitchell	1,214	60	$5.75	$418,830
34	Monroe	1,070	55	$5.75	$338,387
-	Montgomery				$0
10	Morgan	1,854	72	$7.50	$1,001,160
-	Murray				$0
-	Muscogee				$0
71	Newton	300	55	$5.75	$94,875
92	Oconee	144	55	$5.75	$45,540
43	Oglethorpe	800	55	$5.75	$253,000
-	Paulding				$0
17	Peach	2,000	55	$5.50	$605,000
-	Pickens				$0
36	Pierce	837	65	$5.75	$312,828
83	Pike	191	55	$5.75	$60,403
64	Polk	400	55	$5.25	$115,500
20	Pulaski	1,800	55	$5.75	$569,250
88	Putnam	200	50	$5.00	$50,000
-	Quitman				$0
-	Rabun				$0
9	Randolph	3,757	50	$5.75	$1,080,186
73	Richmond	294	55	$5.75	$92,977
-	Rockdale				$0
105	Schley	50	45	$5.75	$12,937
38	Screven	947	55	$5.75	$299,488

Rank	County	Acres	Bu/Acre	$/Bu	Farm Gate
32	Seminole	769	70	$6.80	$366,044
72	Spalding	300	50	$6.25	$93,750
104	Stephens	50	55	$5.75	$15,812
76	Stewart	241	55	$5.75	$76,216
2	Sumter	6,500	52	$7.00	$2,366,000
62	Talbot	400	55	$5.75	$126,500
84	Taliaferro	185	55	$5.75	$58,506
58	Tattnall	466	55	$5.75	$147,378
57	Taylor	500	60	$5.50	$165,000
44	Telfair	766	55	$5.75	$242,247
5	Terrell	4,385	55	$6.51	$1,570,049
45	Thomas	731	55	$6.00	$241,230
42	Tift	793	58	$5.75	$264,465
55	Toombs	537	58	$5.75	$179,089
-	Towns				$0
95	Treutlen	209	30	$6.00	$37,620
-	Troup				$0
80	Turner	258	51	$5.31	$69,868
28	Twiggs	1,265	55	$5.75	$400,056
107	Union	30	55	$5.75	$9,487
99	Upson	100	55	$5.75	$31,732
78	Walker	224	55	$5.75	$70,840
53	Walton	582	55	$5.75	$184,057
100	Ware	100	55	$5.75	$31,625
33	Warren	1,200	51	$5.60	$342,720
11	Washington	2,100	65	$6.75	$921,375
-	Wayne				$0
54	Webster	569	55	$5.75	$179,946
50	Wheeler	625	55	$5.75	$197,656
-	White				$0
-	Whitfield				$0
13	Wilcox	2,616	55	$5.75	$827,310
43	Wilkes	800	55	$5.75	$253,000
77	Wilkinson	239	55	$5.75	$75,583
22	Worth	1,622	55	$5.75	$512,957
	Totals & Avg.	**115,766**	**55.46**	**$6.00**	**$38,506,557**

Percent of Row & Forage 1.24%

Top Ten Counties by Value - Wheat

County	Acres	Yield	Price	Farm Gate
Macon	7,500	55	$5.75	$2,371,875
Sumter	6,500	52	$7.00	$2,366,000
Laurens	6,670	55	$5.75	$2,109,387
Dooly	5,737	55	$5.75	$1,814,326
Terrell	4,385	55	$6.51	$1,570,049
Hart	4,050	58	$6.50	$1,526,850
Burke	4,000	55	$5.75	$1,265,000
Jefferson	3,600	56	$5.75	$1,159,200
Randolph	3,757	50	$5.75	$1,080,186
Morgan	1,854	72	$7.50	$1,001,160

Top Ten Counties

For Wheat

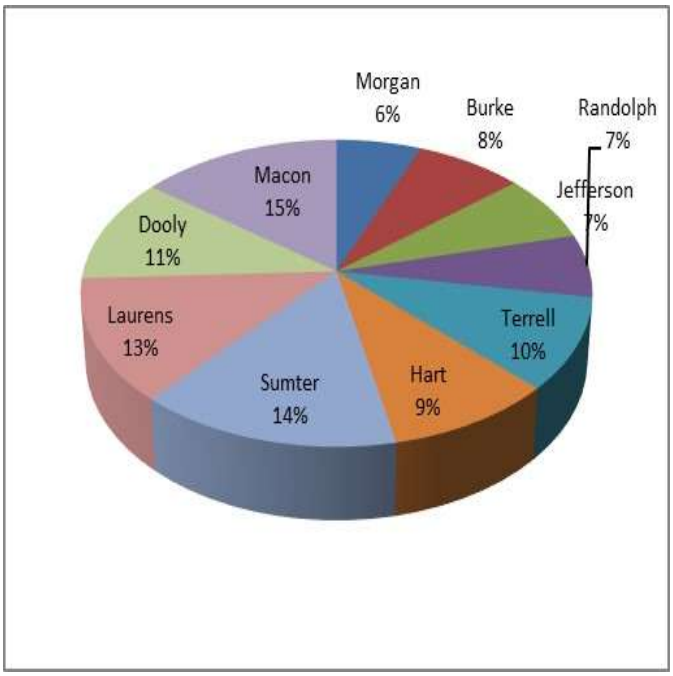

Miscellaneous Row And Forage Crops Farm Gate Value 2023

Rank	County	Farm Gate
-	Appling	$0
-	Atkinson	$0
75	Bacon	$8,977
44	Baker	$123,000
-	Baldwin	$0
81	Banks	$5,760
-	Barrow	$0
47	Bartow	$112,406
-	Ben Hill	$0
89	Berrien	$458
46	Bibb	$120,610
-	Bleckley	$0
82	Brantley	$4,500
35	Brooks	$189,000
-	Bryan	$0
-	Bulloch	$0
54	Burke	$91,640
71	Butts	$13,642
51	Calhoun	$100,990
-	Camden	$0
61	Candler	$65,952
-	Carroll	$0
-	Catoosa	$0
-	Charlton	$0
-	Chatham	$0
-	Chattahoochee	$0
-	Chattooga	$0
-	Cherokee	$0
-	Clarke	$0
-	Clay	$0
-	Clayton	$0
64	Clinch	$31,600
-	Cobb	$0
23	Coffee	$361,795
5	Colquitt	$2,328,600
-	Columbia	$0
73	Cook	$10,723
-	Coweta	$0
39	Crawford	$147,300
8	Crisp	$1,177,780
-	Dade	$0
55	Dawson	$90,000
7	Decatur	$1,865,700
-	Dekalb	$0
26	Dodge	$349,937
22	Dooly	$392,750
66	Dougherty	$30,600
-	Douglas	$0
40	Early	$137,600
-	Echols	$0
11	Effingham	$831,000
-	Elbert	$0
52	Emanuel	$97,500
24	Evans	$361,440
-	Fannin	$0

Rank	County	Farm Gate
-	Fayette	$0
72	Floyd	$12,600
67	Forsyth	$22,360
69	Franklin	$18,375
-	Fulton	$0
-	Gilmer	$0
15	Glascock	$552,450
-	Glynn	$0
27	Gordon	$332,913
-	Grady	$0
-	Greene	$0
-	Gwinnett	$0
-	Habersham	$0
34	Hall	$204,133
-	Hancock	$0
-	Haralson	$0
-	Harris	$0
43	Hart	$129,630
-	Heard	$0
-	Henry	$0
-	Houston	$0
-	Irwin	$0
6	Jackson	$1,876,420
-	Jasper	$0
12	Jeff Davis	$674,000
13	Jefferson	$579,600
-	Jenkins	$0
18	Johnson	$447,600
74	Jones	$9,000
42	Lamar	$130,216
88	Lanier	$690
20	Laurens	$410,656
10	Lee	$877,920
-	Liberty	$0
-	Lincoln	$0
-	Long	$0
37	Lowndes	$175,500
-	Lumpkin	$0
38	Macon	$172,287
31	Madison	$230,400
59	Marion	$77,798
79	McDuffie	$7,980
-	McIntosh	$0
-	Meriwether	$0
3	Miller	$2,668,380
4	Mitchell	$2,506,450
28	Monroe	$322,708
86	Montgomery	$1,635
1	Morgan	$56,700,000
-	Murray	$0
-	Muscogee	$0
80	Newton	$6,972
83	Oconee	$4,209
92	Oglethorpe	$60
-	Paulding	$0

Rank	County	Farm Gate
32	Peach	$225,000
68	Pickens	$19,500
41	Pierce	$135,000
90	Pike	$401
45	Polk	$120,750
-	Pulaski	$0
25	Putnam	$356,000
78	Quitman	$8,190
-	Rabun	$0
63	Randolph	$35,490
84	Richmond	$3,700
70	Rockdale	$17,000
-	Schley	$0
2	Screven	$2,672,282
16	Seminole	$544,608
56	Spalding	$87,625
77	Stephens	$8,250
50	Stewart	$104,500
30	Sumter	$232,680
-	Talbot	$0
-	Taliaferro	$0
21	Tattnall	$408,994
62	Taylor	$57,500
17	Telfair	$530,569
-	Terrell	$0
57	Thomas	$85,720
14	Tift	$578,510
76	Toombs	$8,760
53	Towns	$96,000
93	Treutlen	$45
87	Troup	$1,118
-	Turner	$0
85	Twiggs	$3,200
60	Union	$72,000
91	Upson	$168
-	Walker	$0
-	Walton	$0
-	Ware	$0
36	Warren	$180,870
9	Washington	$1,019,625
-	Wayne	$0
48	Webster	$109,024
19	Wheeler	$412,751
58	White	$85,680
-	Whitfield	$0
33	Wilcox	$215,400
49	Wilkes	$105,306
65	Wilkinson	$31,500
29	Worth	$314,917
	Totals & Avg.	**$87,092,848**

Percent of Row & Forage
2.80%

Total Row and Forage Crops Value

Rank	County	Farm Gate
24	Appling	$46,132,148
35	Atkinson	$37,230,085
47	Bacon	$23,525,147
18	Baker	$55,981,363
110	Baldwin	$2,366,854
95	Banks	$4,139,352
112	Barrow	$2,262,620
79	Bartow	$7,637,178
45	Ben Hill	$23,883,176
14	Berrien	$62,746,500
120	Bibb	$1,637,716
43	Bleckley	$29,195,622
111	Brantley	$2,345,723
15	Brooks	$60,890,644
140	Bryan	$514,433
12	Bulloch	$69,080,524
9	Burke	$77,830,091
135	Butts	$682,329
17	Calhoun	$60,534,886
153	Camden	$17,278
51	Candler	$18,190,375
72	Carroll	$8,414,828
119	Catoosa	$1,683,857
137	Charlton	$632,120
150	Chatham	$82,500
-	Chattahoochee	$0
104	Chattooga	$2,902,673
118	Cherokee	$1,860,000
130	Clarke	$1,007,539
55	Clay	$16,020,467
-	Clayton	$0
121	Clinch	$1,561,349
148	Cobb	$100,750
8	Coffee	$79,502,418
5	Colquitt	$92,857,022
143	Columbia	$363,312
37	Cook	$34,181,757
96	Coweta	$4,062,051
78	Crawford	$7,766,692
25	Crisp	$45,807,492
107	Dade	$2,663,650
124	Dawson	$1,244,427
4	Decatur	$92,936,053
-	Dekalb	$0
41	Dodge	$30,394,227
2	Dooly	$103,058,995
69	Dougherty	$9,564,724
-	Douglas	$0
10	Early	$75,303,375
100	Echols	$3,062,327
59	Effingham	$13,738,497
84	Elbert	$6,499,200
33	Emanuel	$38,443,445
73	Evans	$8,283,972

Rank	County	Farm Gate
146	Fannin	$309,376
149	Fayette	$89,142
64	Floyd	$11,110,606
126	Forsyth	$1,088,592
77	Franklin	$7,938,931
144	Fulton	$355,972
108	Gilmer	$2,511,278
57	Glascock	$14,750,727
-	Glynn	$0
63	Gordon	$12,459,842
30	Grady	$43,060,393
90	Greene	$4,742,234
145	Gwinnett	$336,000
82	Habersham	$7,297,637
91	Hall	$4,632,659
134	Hancock	$798,800
86	Haralson	$6,184,725
103	Harris	$2,910,508
32	Hart	$41,376,085
139	Heard	$536,207
128	Henry	$1,073,508
68	Houston	$9,589,675
13	Irwin	$64,941,316
58	Jackson	$14,136,823
98	Jasper	$3,332,129
38	Jeff Davis	$32,984,391
20	Jefferson	$53,286,019
40	Jenkins	$32,551,251
60	Johnson	$13,442,525
106	Jones	$2,749,432
85	Lamar	$6,233,615
54	Lanier	$17,139,737
39	Laurens	$32,846,188
28	Lee	$43,320,374
138	Liberty	$629,369
88	Lincoln	$5,592,650
129	Long	$1,056,137
53	Lowndes	$17,403,301
109	Lumpkin	$2,387,454
21	Macon	$49,862,282
50	Madison	$18,652,933
74	Marion	$8,024,615
113	McDuffie	$2,243,543
-	McIntosh	$0
123	Meriwether	$1,274,205
6	Miller	$82,457,875
1	Mitchell	$123,513,579
92	Monroe	$4,462,867
67	Montgomery	$9,626,248
7	Morgan	$81,829,923
87	Murray	$5,941,911
151	Muscogee	$81,771
75	Newton	$8,013,030
141	Oconee	$387,956

Rank	County	Farm Gate
66	Oglethorpe	$10,185,539
127	Paulding	$1,083,522
83	Peach	$6,520,915
132	Pickens	$879,412
34	Pierce	$37,247,838
99	Pike	$3,170,511
65	Polk	$10,267,254
36	Pulaski	$36,376,601
89	Putnam	$5,541,865
114	Quitman	$2,189,924
152	Rabun	$35,218
27	Randolph	$44,662,674
136	Richmond	$680,461
142	Rockdale	$387,115
105	Schley	$2,766,416
26	Screven	$45,268,921
11	Seminole	$74,607,958
117	Spalding	$1,880,131
116	Stephens	$1,894,525
71	Stewart	$8,474,893
19	Sumter	$55,735,097
147	Talbot	$272,960
131	Taliaferro	$996,256
42	Tattnall	$29,198,870
94	Taylor	$4,193,034
46	Telfair	$23,727,403
16	Terrell	$60,584,010
29	Thomas	$43,223,859
23	Tift	$47,505,967
49	Toombs	$20,153,229
133	Towns	$857,104
93	Treutlen	$4,275,329
125	Troup	$1,205,565
31	Turner	$42,484,002
80	Twiggs	$7,555,121
101	Union	$3,053,577
97	Upson	$3,700,543
70	Walker	$9,368,500
122	Walton	$1,285,811
56	Ware	$15,607,389
81	Warren	$7,427,092
48	Washington	$21,003,400
44	Wayne	$27,204,085
52	Webster	$18,026,963
61	Wheeler	$13,120,682
76	White	$7,995,230
102	Whitfield	$2,924,114
22	Wilcox	$49,427,419
62	Wilkes	$12,691,360
115	Wilkinson	$2,180,746
3	Worth	$97,052,130
	Totals & Avg.	**$3,112,540,713**

2023 Georgia Fruits and Nuts Farm Gate Value

$1,109,730,574

Fruits and Nuts
2023 Farm Gate Value

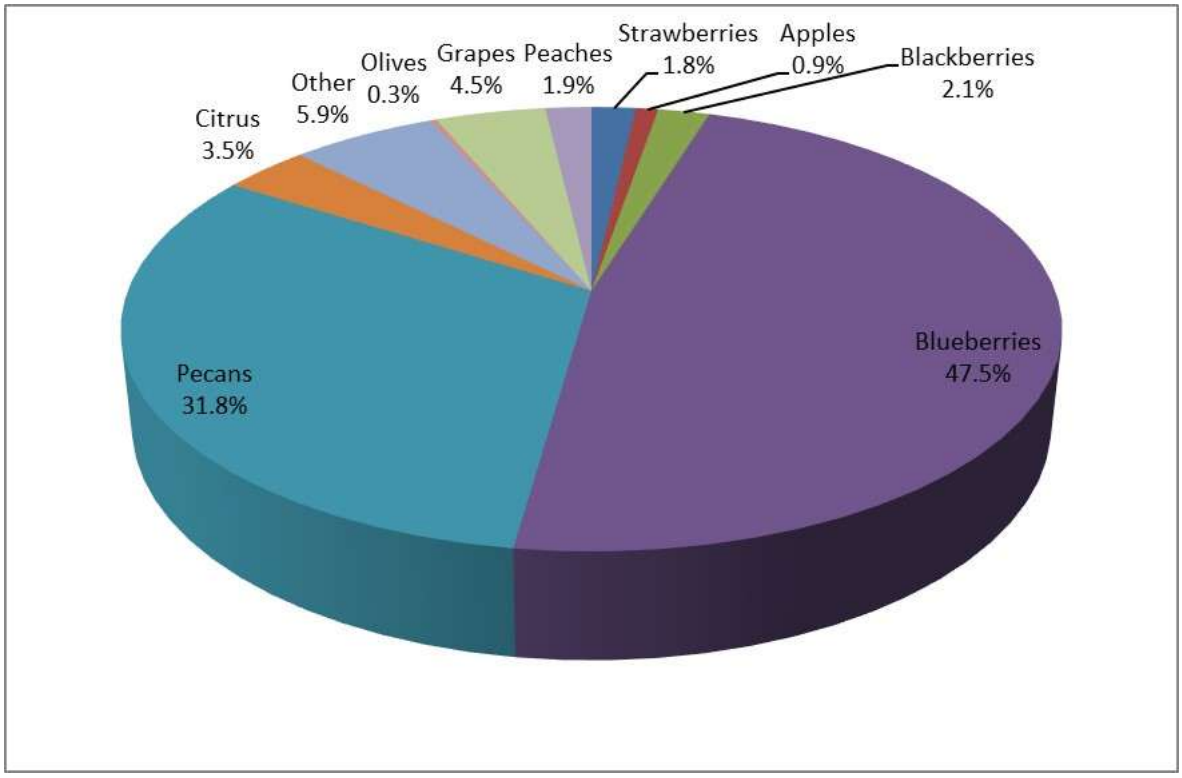

Apples Farm Gate Value 2023

Rank	County	Acres	Farm gate Value
-	Appling		$0
-	Atkinson		$0
-	Bacon		$0
-	Baker		$0
-	Baldwin		$0
-	Banks		$0
-	Barrow		$0
-	Bartow		$0
-	Ben Hill		$0
-	Berrien		$0
-	Bibb		$0
-	Bleckley		$0
-	Brantley		$0
-	Brooks		$0
-	Bryan		$0
-	Bulloch		$0
-	Burke		$0
-	Butts		$0
-	Calhoun		$0
-	Camden		$0
-	Candler		$0
-	Carroll		$0
-	Catoosa		$0
-	Charlton		$0
-	Chatham		$0
-	Chattahoochee		$0
-	Chattooga		$0
-	Cherokee		$0
-	Clarke		$0
-	Clay		$0
-	Clayton		$0
-	Clinch		$0
-	Cobb		$0
-	Coffee		$0
-	Colquitt		$0
-	Columbia		$0
-	Cook		$0
-	Coweta		$0
-	Crawford		$0
-	Crisp		$0
-	Dade		$0
-	Dawson		$0
-	Decatur		$0
-	Dekalb		$0
-	Dodge		$0
-	Dooly		$0
-	Dougherty		$0
-	Douglas		$0
-	Early		$0
-	Echols		$0
-	Effingham		$0
-	Elbert		$0
-	Emanuel		$0
-	Evans		$0
2	Fannin	300	$4,230,000
8	Fayette	1	$6,075
-	Floyd		$0
6	Forsyth	4	$24,000
-	Franklin		$0
-	Fulton		$0
1	Gilmer	375	$4,995,000
-	Glascock		$0

Rank	County	Acres	Farm gate Value
-	Glynn		$0
-	Gordon		$0
-	Grady		$0
-	Greene		$0
-	Gwinnett		$0
9	Habersham	4	$3,600
4	Hall	8	$262,373
-	Hancock		$0
3	Haralson	20	$315,000
-	Harris		$0
-	Hart		$0
-	Heard		$0
-	Henry		$0
-	Houston		$0
-	Irwin		$0
-	Jackson		$0
-	Jasper		$0
-	Jeff Davis		$0
-	Jefferson		$0
-	Jenkins		$0
-	Johnson		$0
-	Jones		$0
-	Lamar		$0
-	Lanier		$0
-	Laurens		$0
-	Lee		$0
-	Liberty		$0
-	Lincoln		$0
-	Long		$0
-	Lowndes		$0
-	Lumpkin		$0
-	Macon		$0
-	Madison		$0
-	Marion		$0
-	McDuffie		$0
-	McIntosh		$0
-	Meriwether		$0
-	Miller		$0
-	Mitchell		$0
-	Monroe		$0
-	Montgomery		$0
-	Morgan		$0
-	Murray		$0
-	Muscogee		$0
-	Newton		$0
-	Oconee		$0
-	Oglethorpe		$0
7	Paulding	2	$10,800
-	Peach		$0
-	Pickens		$0
-	Pierce		$0
-	Pike		$0
5	Polk	15	$193,750
-	Pulaski		$0
-	Putnam		$0
-	Quitman		$0
-	Rabun		$0
-	Randolph		$0
-	Richmond		$0
-	Rockdale		$0
-	Schley		$0
-	Screven		$0

Rank	County	Acres	Farm gate Value
-	Seminole		$0
-	Spalding		$0
-	Stephens		$0
-	Stewart		$0
-	Sumter		$0
-	Talbot		$0
-	Taliaferro		$0
-	Tattnall		$0
-	Taylor		$0
-	Telfair		$0
-	Terrell		$0
-	Thomas		$0
-	Tift		$0
-	Toombs		$0
-	Towns		$0
-	Treutlen		$0
-	Troup		$0
-	Turner		$0
-	Twiggs		$0
-	Union		$0
-	Upson		$0
-	Walker		$0
-	Walton		$0
-	Ware		$0
-	Warren		$0
-	Washington		$0
-	Wayne		$0
-	Webster		$0
-	Wheeler		$0
-	White		$0
-	Whitfield		$0
-	Wilcox		$0
-	Wilkes		$0
-	Wilkinson		$0
-	Worth		$0
	Totals & Avg.	**729**	**$10,040,598**

Percent of Fruits & Nuts 0.90%

Top Ten Counties by Value - Apples

County	Acres	Farm gate Value
Gilmer	375	$4,995,000
Fannin	300	$4,230,000
Haralson	20	$315,000
Hall	8	$262,373
Polk	15	$193,750
Forsyth	4	$24,000
Paulding	2	$10,800
Fayette	1	$6,075
Habersham	4	$3,600
Appling		$0

Top Ten Counties

For Apples

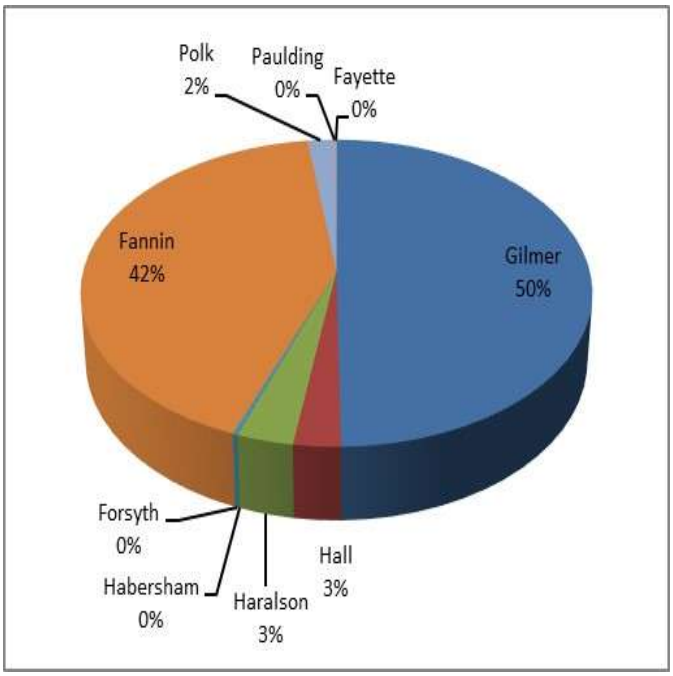

Blackberries Farm Gate Value 2023

Rank	County	Acres	Farm gate Value
-	Appling		$0
16	Atkinson	12	$219,240
9	Bacon	75	$900,000
-	Baker		$0
-	Baldwin		$0
-	Banks		$0
48	Barrow	1	$4,000
-	Bartow		$0
-	Ben Hill		$0
-	Berrien		$0
-	Bibb		$0
-	Bleckley		$0
15	Brantley	20	$316,800
-	Brooks		$0
-	Bryan		$0
-	Bulloch		$0
-	Burke		$0
25	Butts	5	$81,250
-	Calhoun		$0
-	Camden		$0
-	Candler		$0
34	Carroll	5	$45,000
-	Catoosa		$0
-	Charlton		$0
48	Chatham	2	$4,000
-	Chattahoochee		$0
-	Chattooga		$0
31	Cherokee	1	$60,000
-	Clarke		$0
-	Clay		$0
-	Clayton		$0
17	Clinch	25	$187,500
-	Cobb		$0
3	Coffee	148	$2,183,000
5	Colquitt	81	$1,479,870
13	Columbia	45	$428,175
12	Cook	29	$444,048
-	Coweta		$0
-	Crawford		$0
-	Crisp		$0
44	Dade	1	$6,200
28	Dawson	3	$72,000
-	Decatur		$0
-	Dekalb		$0
-	Dodge		$0
-	Dooly		$0
-	Dougherty		$0
-	Douglas		$0
-	Early		$0
-	Echols		$0
51	Effingham	1	$600
-	Elbert		$0
-	Emanuel		$0
-	Evans		$0
29	Fannin	4	$70,000
22	Fayette	3	$105,000
32	Floyd	1	$56,000
36	Forsyth	1	$24,000
-	Franklin		$0
-	Fulton		$0
-	Gilmer		$0
-	Glascock		$0

Rank	County	Acres	Farm gate Value
-	Glynn		$0
-	Gordon		$0
-	Grady		$0
35	Greene	1	$25,000
-	Gwinnett		$0
26	Habersham	5	$80,000
11	Hall	6	$671,400
-	Hancock		$0
-	Haralson		$0
23	Harris	3	$96,000
-	Hart		$0
-	Heard		$0
40	Henry	3	$15,000
-	Houston		$0
2	Irwin	151	$2,899,200
39	Jackson	4	$16,000
32	Jasper	2	$56,000
-	Jeff Davis		$0
47	Jefferson	1	$5,250
-	Jenkins		$0
-	Johnson		$0
-	Jones		$0
-	Lamar		$0
1	Lanier	172	$5,358,912
10	Laurens	37	$710,400
-	Lee		$0
-	Liberty		$0
33	Lincoln	2	$50,000
-	Long		$0
8	Lowndes	23	$920,000
-	Lumpkin		$0
-	Macon		$0
30	Madison	2	$63,000
-	Marion		$0
-	McDuffie		$0
-	McIntosh		$0
20	Meriwether	10	$127,500
-	Miller		$0
4	Mitchell	24	$1,696,500
-	Monroe		$0
-	Montgomery		$0
42	Morgan	2	$8,000
49	Murray	3	$2,850
-	Muscogee		$0
24	Newton	6	$88,200
-	Oconee		$0
-	Oglethorpe		$0
36	Paulding	2	$24,000
-	Peach		$0
-	Pickens		$0
19	Pierce	10	$144,000
46	Pike	2	$5,952
14	Polk	20	$400,000
-	Pulaski		$0
50	Putnam	1	$2,100
-	Quitman		$0
43	Rabun	5	$7,500
41	Randolph	4	$12,000
-	Richmond		$0
-	Rockdale		$0
-	Schley		$0
-	Screven		$0

Rank	County	Acres	Farm gate Value
-	Seminole		$0
38	Spalding	1	$21,000
-	Stephens		$0
-	Stewart		$0
-	Sumter		$0
-	Talbot		$0
-	Taliaferro		$0
-	Tattnall		$0
-	Taylor		$0
-	Telfair		$0
-	Terrell		$0
6	Thomas	55	$1,375,000
7	Tift	46	$1,184,000
21	Toombs	6	$121,800
-	Towns		$0
-	Treutlen		$0
-	Troup		$0
-	Turner		$0
-	Twiggs		$0
18	Union	4	$160,000
-	Upson		$0
45	Walker	1	$6,000
-	Walton		$0
37	Ware	3	$23,100
-	Warren		$0
-	Washington		$0
-	Wayne		$0
43	Webster	5	$7,500
-	Wheeler		$0
-	White		$0
-	Whitfield		$0
-	Wilcox		$0
-	Wilkes		$0
-	Wilkinson		$0
27	Worth	22	$77,000
	Totals & Avg.	**1,107**	**$23,146,847**

Percent of Fruits & Nuts 2.09%

Top Ten Counties by Value - Blackberries

County	Acres	Farm gate Value
Lanier	172	$5,358,912
Irwin	151	$2,899,200
Coffee	148	$2,183,000
Mitchell	24	$1,696,500
Colquitt	81	$1,479,870
Thomas	55	$1,375,000
Tift	46	$1,184,000
Lowndes	23	$920,000
Bacon	75	$900,000
Laurens	37	$710,400

Top Ten Counties

For Blackberries

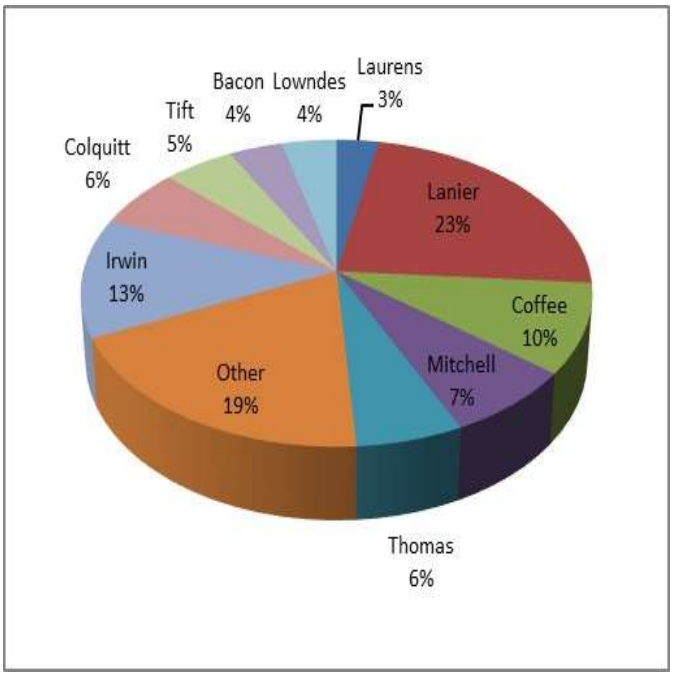

Blueberries Farm Gate Value 2023

Rank	County	Acres	Farm gate Value
3	Appling	4,400	$70,108,000
8	Atkinson	968	$16,198,105
1	Bacon	7,614	$123,231,770
2	Baker	501	$99,059,196
62	Baldwin	15	$204,900
-	Banks		$0
119	Barrow	1	$10,000
113	Bartow	2	$13,500
48	Ben Hill	21	$363,000
14	Berrien	393	$5,765,485
-	Bibb		$0
-	Bleckley		$0
9	Brantley	862	$11,895,600
110	Brooks	1	$18,395
-	Bryan		$0
90	Bulloch	5	$64,900
97	Burke	25	$48,675
60	Butts	15	$246,675
38	Calhoun	57	$600,800
21	Camden	111	$1,705,460
36	Candler	48	$623,040
43	Carroll	35	$446,210
-	Catoosa		$0
-	Charlton		$0
70	Chatham	15	$145,530
-	Chattahoochee		$0
98	Chattooga	15	$45,000
57	Cherokee	15	$262,500
111	Clarke	2	$15,647
-	Clay		$0
-	Clayton		$0
7	Clinch	1,680	$24,709,355
107	Cobb	2	$22,500
6	Coffee	1,727	$29,076,687
22	Colquitt	118	$1,656,984
26	Columbia	100	$1,078,000
24	Cook	73	$1,342,835
-	Coweta		$0
125	Crawford	2	$1,875
-	Crisp		$0
63	Dade	18	$202,250
71	Dawson	11	$129,800
45	Decatur	28	$401,345
-	Dekalb		$0
87	Dodge	5	$67,885
-	Dooly		$0
19	Dougherty	107	$1,930,080
-	Douglas		$0
-	Early		$0
12	Echols	500	$7,785,000
51	Effingham	25	$348,750
18	Elbert	72	$1,988,800
37	Emanuel	70	$611,100
-	Evans		$0
61	Fannin	12	$217,935
91	Fayette	3	$61,875
49	Floyd	9	$360,000
74	Forsyth	7	$109,150
-	Franklin		$0
85	Fulton	5	$70,470
33	Gilmer	42	$656,685
104	Glascock	2	$27,000

Rank	County	Acres	Farm gate Value
42	Glynn	19	$525,600
101	Gordon	4	$37,050
-	Grady		$0
82	Greene	6	$77,880
78	Gwinnett	4	$100,000
35	Habersham	40	$624,000
34	Hall	41	$652,100
108	Hancock	4	$19,440
94	Haralson	50	$52,200
66	Harris	7	$168,000
96	Hart	8	$50,740
-	Heard		$0
93	Henry	5	$53,790
122	Houston	1	$5,250
20	Irwin	143	$1,856,140
67	Jackson	14	$150,450
95	Jasper	4	$51,920
10	Jeff Davis	506	$9,483,720
114	Jefferson	2	$13,200
59	Jenkins	20	$259,600
30	Johnson	41	$705,000
99	Jones	3	$44,355
-	Lamar		$0
11	Lanier	476	$7,857,366
120	Laurens	1	$5,900
47	Lee	28	$363,440
106	Liberty	5	$25,000
89	Lincoln	4	$65,960
28	Long	72	$934,560
13	Lowndes	395	$6,450,200
53	Lumpkin	4	$300,000
75	Macon	10	$106,200
41	Madison	19	$535,940
81	Marion	5	$82,600
116	McDuffie	8	$12,272
15	McIntosh	306	$4,997,500
52	Meriwether	25	$306,250
25	Miller	96	$1,188,000
16	Mitchell	153	$2,803,605
54	Monroe	21	$297,220
65	Montgomery	16	$186,976
39	Morgan	47	$582,200
123	Murray	5	$3,780
-	Muscogee		$0
64	Newton	16	$199,760
88	Oconee	11	$66,000
59	Oglethorpe	20	$259,600
72	Paulding	7	$124,500
124	Peach	1	$2,500
76	Pickens	33	$105,840
4	Pierce	2,215	$36,873,200
121	Pike	4	$5,760
40	Polk	50	$577,500
-	Pulaski		$0
83	Putnam	5	$76,050
-	Quitman		$0
77	Rabun	9	$104,900
117	Randolph	2	$11,600
-	Richmond		$0
103	Rockdale	10	$28,320
90	Schley	5	$64,900
46	Screven	25	$376,200

Rank	County	Acres	Farm gate Value
119	Seminole	1	$10,000
100	Spalding	3	$40,920
115	Stephens	4	$13,000
-	Stewart		$0
56	Sumter	20	$273,625
32	Talbot	45	$692,400
-	Taliaferro		$0
102	Tattnall	2	$35,000
118	Taylor	5	$11,250
29	Telfair	42	$755,270
80	Terrell	6	$82,800
31	Thomas	38	$699,010
73	Tift	7	$113,575
50	Toombs	30	$354,000
69	Towns	10	$146,045
126	Treutlen	10	$236
68	Troup	8	$146,100
79	Turner	26	$96,200
105	Twiggs	2	$25,960
58	Union	18	$260,445
112	Upson	1	$14,160
84	Walker	15	$75,000
17	Walton	210	$2,725,800
5	Ware	2,160	$32,043,900
109	Warren	2	$19,200
86	Washington	6	$69,750
27	Wayne	75	$960,030
-	Webster		$0
55	Wheeler	15	$275,925
-	White		$0
44	Whitfield	25	$405,625
23	Wilcox	75	$1,353,900
-	Wilkes		$0
120	Wilkinson	1	$5,900
92	Worth	3	$55,185
	Totals & Avg.	**27,635**	**$526,600,995**

Percent of Fruits & Nuts 47.45%

Top Ten Counties by Value - Blueberries

County	Acres	Farm gate Value
Bacon	7,614	$123,231,770
Baker	501	$99,059,196
Appling	4,400	$70,108,000
Pierce	2,215	$36,873,200
Ware	2,160	$32,043,900
Coffee	1,727	$29,076,687
Clinch	1,680	$24,709,355
Atkinson	968	$16,198,105
Brantley	862	$11,895,600
Jeff Davis	506	$9,483,720

Top Ten Counties

For Blueberries

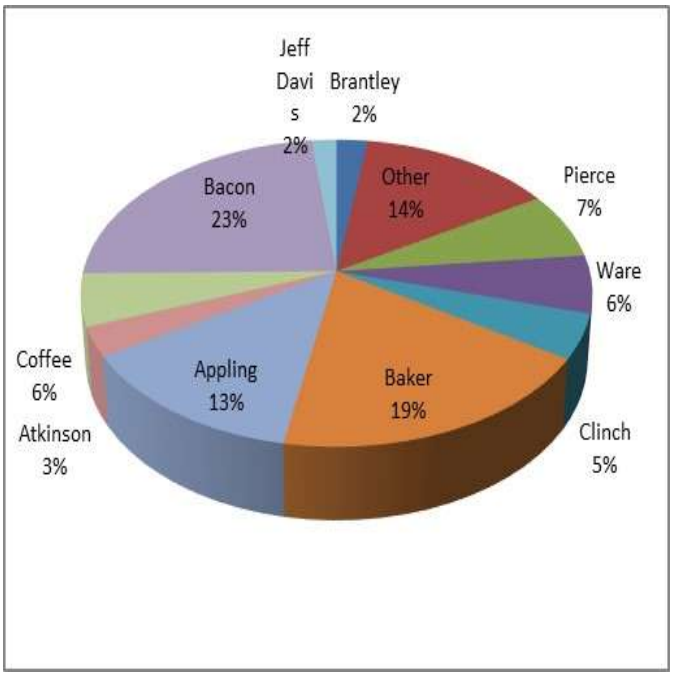

Grapes Farm Gate Value 2023

Rank	County	Acres	Farm gate Value
28	Appling	11	$55,000
-	Atkinson		$0
-	Bacon		$0
41	Baker	1	$6,000
-	Baldwin		$0
-	Banks		$0
-	Barrow		$0
33	Bartow	6	$31,500
-	Ben Hill		$0
-	Berrien		$0
-	Bibb		$0
-	Bleckley		$0
-	Brantley		$0
-	Brooks		$0
-	Bryan		$0
-	Bulloch		$0
-	Burke		$0
26	Butts	5	$58,950
13	Calhoun	180	$900,000
-	Camden		$0
-	Candler		$0
6	Carroll	52	$4,368,000
-	Catoosa		$0
-	Charlton		$0
-	Chatham		$0
-	Chattahoochee		$0
14	Chattooga	75	$843,750
10	Cherokee	17	$1,530,000
-	Clarke		$0
-	Clay		$0
-	Clayton		$0
-	Clinch		$0
-	Cobb		$0
-	Coffee		$0
22	Colquitt	20	$100,000
-	Columbia		$0
-	Cook		$0
-	Coweta		$0
-	Crawford		$0
-	Crisp		$0
42	Dade	1	$4,500
21	Dawson	4	$150,000
-	Decatur		$0
-	Dekalb		$0
-	Dodge		$0
-	Dooly		$0
44	Dougherty	3	$788
-	Douglas		$0
-	Early		$0
-	Echols		$0
39	Effingham	4	$10,400
37	Elbert	8	$12,800
-	Emanuel		$0
-	Evans		$0
12	Fannin	12	$960,000
-	Fayette		$0
15	Floyd	7	$719,600
25	Forsyth	4	$64,000
-	Franklin		$0
43	Fulton	1	$1,300
1	Gilmer	75	$6,000,000
-	Glascock		$0

Rank	County	Acres	Farm gate Value
-	Glynn		$0
-	Gordon		$0
-	Grady		$0
-	Greene		$0
-	Gwinnett		$0
4	Habersham	48	$4,608,000
20	Hall	7	$162,400
24	Hancock	30	$78,750
7	Haralson	40	$4,200,000
-	Harris		$0
-	Hart		$0
-	Heard		$0
-	Henry		$0
-	Houston		$0
-	Irwin		$0
40	Jackson	4	$8,000
-	Jasper		$0
-	Jeff Davis		$0
-	Jefferson		$0
-	Jenkins		$0
-	Johnson		$0
-	Jones		$0
-	Lamar		$0
-	Lanier		$0
-	Laurens		$0
-	Lee		$0
-	Liberty		$0
-	Lincoln		$0
-	Long		$0
-	Lowndes		$0
2	Lumpkin	97	$5,587,200
-	Macon		$0
18	Madison	30	$292,500
-	Marion		$0
-	McDuffie		$0
-	McIntosh		$0
29	Meriwether	6	$49,500
-	Miller		$0
19	Mitchell	8	$280,800
-	Monroe		$0
-	Montgomery		$0
-	Morgan		$0
-	Murray		$0
-	Muscogee		$0
-	Newton		$0
-	Oconee		$0
30	Oglethorpe	6	$42,000
16	Paulding	22	$537,375
-	Peach		$0
-	Pickens		$0
-	Pierce		$0
34	Pike	3	$24,000
31	Polk	17	$40,800
-	Pulaski		$0
-	Putnam		$0
-	Quitman		$0
11	Rabun	23	$1,449,000
-	Randolph		$0
36	Richmond	4	$20,000
-	Rockdale		$0
-	Schley		$0
8	Screven	99	$3,421,440

Rank	County	Acres	Farm gate Value
-	Seminole		$0
38	Spalding	1	$12,000
23	Stephens	6	$99,000
-	Stewart		$0
-	Sumter		$0
-	Talbot		$0
-	Taliaferro		$0
-	Tattnall		$0
-	Taylor		$0
-	Telfair		$0
-	Terrell		$0
21	Thomas	25	$150,000
-	Tift		$0
-	Toombs		$0
3	Towns	55	$4,950,000
27	Treutlen	12	$57,800
-	Troup		$0
-	Turner		$0
-	Twiggs		$0
9	Union	35	$2,835,000
-	Upson		$0
17	Walker	10	$450,000
-	Walton		$0
-	Ware		$0
35	Warren	4	$23,400
-	Washington		$0
32	Wayne	9	$38,250
-	Webster		$0
-	Wheeler		$0
5	White	62	$4,419,360
-	Whitfield		$0
-	Wilcox		$0
-	Wilkes		$0
-	Wilkinson		$0
-	Worth		$0
	Totals & Avg.	**1,149**	**$49,653,163**

Percent of Fruits & Nuts 4.47%

Top Ten Counties by Value - Grapes

County	Acres	Farm gate Value
Gilmer	75	$6,000,000
Lumpkin	97	$5,587,200
Towns	55	$4,950,000
Habersham	48	$4,608,000
White	62	$4,419,360
Carroll	52	$4,368,000
Haralson	40	$4,200,000
Screven	99	$3,421,440
Union	35	$2,835,000
Cherokee	17	$1,530,000

Top Ten Counties

For Grapes

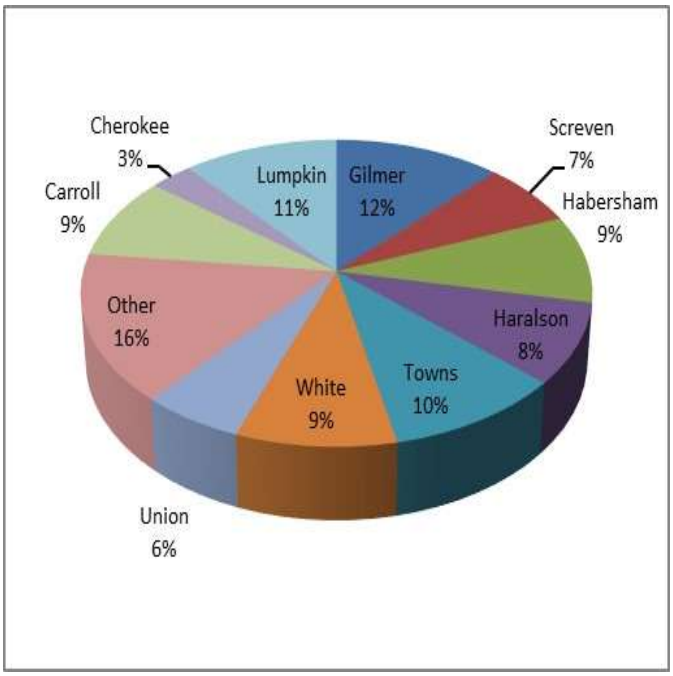

Peaches Farm Gate Value 2023

Rank	County	Acres	Farm gate Value
-	Appling		$0
25	Atkinson	7	$40,369
-	Bacon		$0
28	Baker	5	$10,500
-	Baldwin		$0
23	Banks	16	$50,000
-	Barrow		$0
-	Bartow		$0
-	Ben Hill		$0
-	Berrien		$0
-	Bibb		$0
1	Bleckley	582	$3,494,328
-	Brantley		$0
9	Brooks	131	$755,477
-	Bryan		$0
-	Bulloch		$0
-	Burke		$0
-	Butts		$0
33	Calhoun	10	$5,000
-	Camden		$0
-	Candler		$0
-	Carroll		$0
-	Catoosa		$0
-	Charlton		$0
-	Chatham		$0
-	Chattahoochee		$0
-	Chattooga		$0
-	Cherokee		$0
-	Clarke		$0
-	Clay		$0
-	Clayton		$0
-	Clinch		$0
-	Cobb		$0
-	Coffee		$0
18	Colquitt	16	$96,064
-	Columbia		$0
-	Cook		$0
38	Coweta	7	$0
6	Crawford	1,750	$1,837,500
-	Crisp		$0
-	Dade		$0
-	Dawson		$0
22	Decatur	13	$71,890
-	Dekalb		$0
-	Dodge		$0
29	Dooly	17	$9,401
-	Dougherty		$0
-	Douglas		$0
-	Early		$0
-	Echols		$0
-	Effingham		$0
-	Elbert		$0
-	Emanuel		$0
-	Evans		$0
15	Fannin	20	$232,505
34	Fayette	1	$2,963
-	Floyd		$0
31	Forsyth	1	$5,767
20	Franklin	14	$79,632
-	Fulton		$0
11	Gilmer	65	$379,515
-	Glascock		$0

Rank	County	Acres	Farm gate Value
-	Glynn		$0
-	Gordon		$0
-	Grady		$0
-	Greene		$0
-	Gwinnett		$0
4	Habersham	250	$2,064,000
2	Hall	165	$2,999,205
-	Hancock		$0
-	Haralson		$0
19	Harris	3	$87,600
16	Hart	29	$170,450
-	Heard		$0
14	Henry	20	$238,000
21	Houston	66	$72,270
-	Irwin		$0
-	Jackson		$0
30	Jasper	6	$6,300
-	Jeff Davis		$0
-	Jefferson		$0
-	Jenkins		$0
-	Johnson		$0
-	Jones		$0
-	Lamar		$0
-	Lanier		$0
35	Laurens	2	$1,580
-	Lee		$0
-	Liberty		$0
-	Lincoln		$0
-	Long		$0
-	Lowndes		$0
-	Lumpkin		$0
7	Macon	2,230	$1,550,400
-	Madison		$0
-	Marion		$0
-	McDuffie		$0
-	McIntosh		$0
10	Meriwether	925	$416,250
-	Miller		$0
-	Mitchell		$0
8	Monroe	160	$922,720
-	Montgomery		$0
37	Morgan	12	$0
-	Murray		$0
-	Muscogee		$0
24	Newton	2	$48,000
-	Oconee		$0
-	Oglethorpe		$0
-	Paulding		$0
3	Peach	2,200	$2,475,000
-	Pickens		$0
-	Pierce		$0
32	Pike	65	$5,135
-	Polk		$0
-	Pulaski		$0
-	Putnam		$0
-	Quitman		$0
-	Rabun		$0
-	Randolph		$0
-	Richmond		$0
-	Rockdale		$0
17	Schley	200	$102,700
-	Screven		$0

Rank	County	Acres	Farm gate Value
26	Seminole	4	$23,400
-	Spalding		$0
-	Stephens		$0
-	Stewart		$0
-	Sumter		$0
-	Talbot		$0
-	Taliaferro		$0
-	Tattnall		$0
5	Taylor	1,700	$1,912,500
12	Telfair	45	$315,340
-	Terrell		$0
-	Thomas		$0
13	Tift	7	$277,301
-	Toombs		$0
-	Towns		$0
-	Treutlen		$0
36	Troup	1	$24
-	Turner		$0
-	Twiggs		$0
-	Union		$0
-	Upson		$0
27	Walker	1	$10,950
-	Walton		$0
-	Ware		$0
-	Warren		$0
-	Washington		$0
-	Wayne		$0
-	Webster		$0
-	Wheeler		$0
-	White		$0
-	Whitfield		$0
-	Wilcox		$0
-	Wilkes		$0
-	Wilkinson		$0
-	Worth		$0
	Totals & Avg.	**10,748**	**$20,770,036**

Percent of Fruits & Nuts 1.87%

Top Ten Counties by Value - Peaches

County	Acres	Farm gate Value
Bleckley	582	$3,494,328
Hall	165	$2,999,205
Peach	2,200	$2,475,000
Habersham	250	$2,064,000
Taylor	1,700	$1,912,500
Crawford	1,750	$1,837,500
Macon	2,230	$1,550,400
Monroe	160	$922,720
Brooks	131	$755,477
Meriwether	925	$416,250

Top Ten Counties

For Peaches

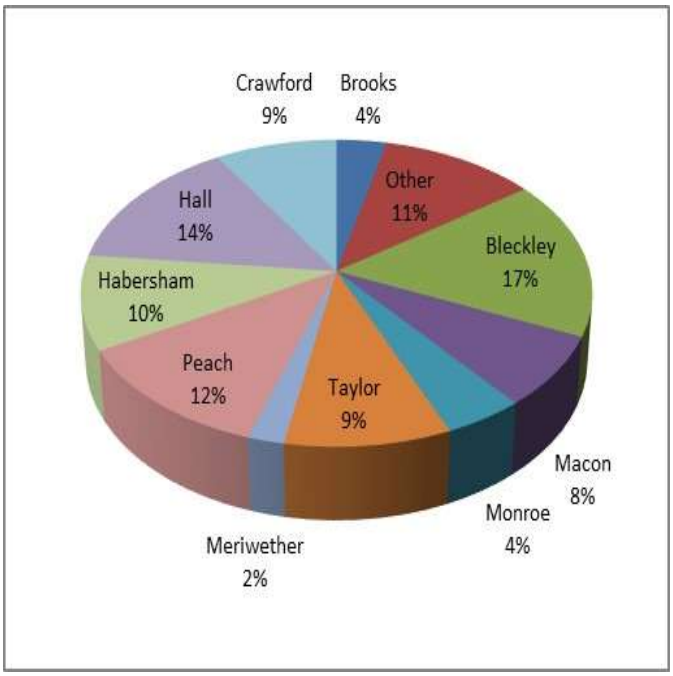

Pecans Farm Gate Value 2023

Rank	County	Acres	Farm gate Value
24	Appling	4,300	$3,741,000
60	Atkinson	227	$513,474
63	Bacon	382	$398,808
27	Baker	2,000	$3,132,000
57	Baldwin	750	$652,500
-	Banks		$0
-	Barrow		$0
-	Bartow		$0
32	Ben Hill	3,185	$2,770,950
17	Berrien	4,468	$5,442,024
73	Bibb	179	$155,730
43	Bleckley	884	$1,691,976
72	Brantley	150	$156,600
33	Brooks	3,175	$2,762,250
93	Bryan	30	$26,100
13	Bulloch	3,300	$7,464,600
36	Burke	1,400	$2,241,120
90	Butts	30	$42,000
8	Calhoun	4,561	$11,174,450
-	Camden		$0
39	Candler	850	$1,922,700
95	Carroll	26	$22,620
-	Catoosa		$0
-	Charlton		$0
92	Chatham	35	$30,625
-	Chattahoochee		$0
91	Chattooga	25	$35,000
-	Cherokee		$0
104	Clarke	42	$8,589
85	Clay	150	$84,000
-	Clayton		$0
93	Clinch	30	$26,100
-	Cobb		$0
56	Coffee	768	$668,160
18	Colquitt	3,042	$5,293,080
-	Columbia		$0
20	Cook	2,000	$4,524,000
-	Coweta		$0
5	Crawford	7,000	$16,380,000
21	Crisp	4,795	$4,171,650
-	Dade		$0
-	Dawson		$0
37	Decatur	1,597	$2,223,024
-	Dekalb		$0
55	Dodge	900	$783,000
12	Dooly	6,000	$7,830,000
1	Dougherty	19,500	$44,109,000
-	Douglas		$0
54	Early	580	$807,360
-	Echols		$0
67	Effingham	125	$234,375
77	Elbert	600	$120,000
47	Emanuel	1,400	$1,218,000
46	Evans	554	$1,253,148
-	Fannin		$0
-	Fayette		$0
-	Floyd		$0
107	Forsyth	1	$870
-	Franklin		$0
-	Fulton		$0
-	Gilmer		$0
84	Glascock	110	$86,625

Rank	County	Acres	Farm gate Value
-	Glynn		$0
-	Gordon		$0
28	Grady	3,278	$3,073,125
101	Greene	10	$14,400
-	Gwinnett		$0
-	Habersham		$0
-	Hall		$0
57	Hancock	750	$652,500
103	Haralson	40	$9,600
69	Harris	75	$169,650
76	Hart	155	$137,547
-	Heard		$0
19	Henry	1,852	$4,630,000
6	Houston	6,130	$12,873,000
14	Irwin	3,006	$6,799,572
-	Jackson		$0
66	Jasper	170	$272,000
71	Jeff Davis	92	$160,080
25	Jefferson	3,500	$3,465,000
48	Jenkins	500	$1,131,000
83	Johnson	90	$93,960
96	Jones	25	$21,750
75	Lamar	81	$140,940
30	Lanier	2,339	$2,848,902
59	Laurens	600	$522,000
9	Lee	15,466	$10,764,336
98	Liberty	20	$17,400
80	Lincoln	100	$104,400
87	Long	200	$69,600
11	Lowndes	6,800	$8,282,400
-	Lumpkin		$0
4	Macon	9,750	$17,062,500
81	Madison	75	$101,250
86	Marion	35	$79,170
94	McDuffie	54	$23,490
-	McIntosh		$0
99	Meriwether	30	$16,650
51	Miller	724	$950,250
2	Mitchell	22,183	$42,458,262
102	Monroe	15	$13,050
40	Montgomery	1,044	$1,907,388
62	Morgan	500	$435,000
-	Murray		$0
-	Muscogee		$0
89	Newton	60	$46,980
78	Oconee	67	$116,580
70	Oglethorpe	72	$162,864
-	Paulding		$0
3	Peach	12,500	$26,250,000
-	Pickens		$0
29	Pierce	2,929	$3,057,876
88	Pike	63	$54,810
-	Polk		$0
15	Pulaski	4,000	$5,916,000
79	Putnam	135	$110,403
85	Quitman	150	$84,000
-	Rabun		$0
53	Randolph	927	$843,570
82	Richmond	50	$95,700
88	Rockdale	63	$54,810
65	Schley	270	$281,880
10	Screven	4,151	$10,112,957

Rank	County	Acres	Farm gate Value
49	Seminole	881	$1,073,058
97	Spalding	15	$17,550
106	Stephens	2	$5,000
42	Stewart	710	$1,729,560
7	Sumter	5,600	$12,600,000
58	Talbot	700	$609,000
-	Taliaferro		$0
26	Tattnall	3,564	$3,317,728
52	Taylor	700	$857,500
45	Telfair	1,600	$1,392,000
38	Terrell	2,270	$2,043,000
23	Thomas	4,286	$3,750,250
41	Tift	1,363	$1,778,715
50	Toombs	1,271	$1,016,800
-	Towns		$0
105	Treutlen	11	$7,872
108	Troup	1	$170
34	Turner	1,582	$2,614,097
68	Twiggs	102	$195,228
-	Union		$0
74	Upson	89	$154,860
-	Walker		$0
69	Walton	75	$169,650
31	Ware	1,600	$2,784,000
61	Warren	580	$487,200
44	Washington	1,500	$1,500,000
47	Wayne	1,000	$1,218,000
16	Webster	2,447	$5,535,114
64	Wheeler	420	$365,400
-	White		$0
-	Whitfield		$0
35	Wilcox	3,000	$2,610,000
80	Wilkes	120	$104,400
100	Wilkinson	17	$14,790
22	Worth	3,670	$3,831,480
	Totals & Avg.	**223,453**	**$352,468,531**

Percent of Fruits & Nuts 31.76%

Top Ten Counties by Value - Pecans

County	Acres	Farm gate Value
Dougherty	19,500	$44,109,000
Mitchell	22,183	$42,458,262
Peach	12,500	$26,250,000
Macon	9,750	$17,062,500
Crawford	7,000	$16,380,000
Houston	6,130	$12,873,000
Sumter	5,600	$12,600,000
Calhoun	4,561	$11,174,450
Lee	15,466	$10,764,336
Screven	4,151	$10,112,957

Top Ten Counties

For Pecans

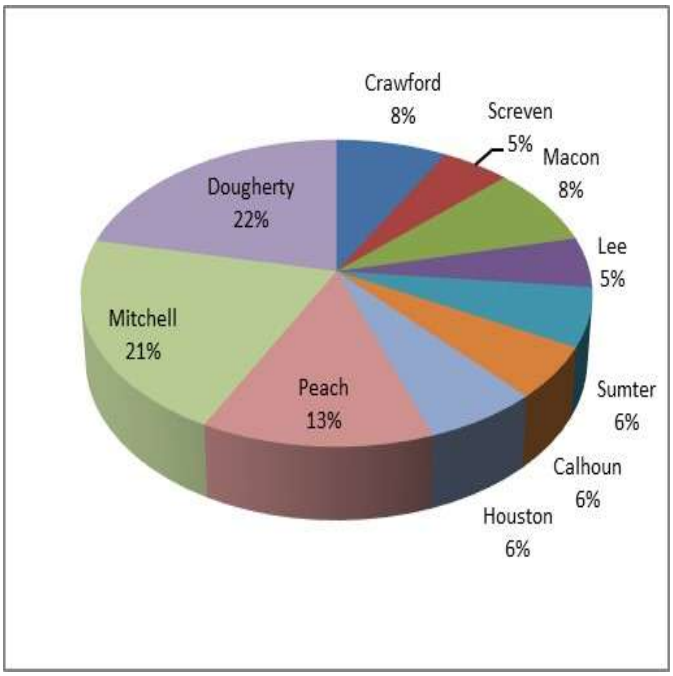

Strawberries Farm Gate Value 2023

Rank	County	Acres	Farm gate Value
11	Appling	14	$441,000
-	Atkinson		$0
-	Bacon		$0
-	Baker		$0
-	Baldwin		$0
8	Banks	18	$612,000
45	Barrow	3	$27,000
20	Bartow	4	$216,000
-	Ben Hill		$0
-	Berrien		$0
34	Bibb	4	$70,000
-	Bleckley		$0
-	Brantley		$0
-	Brooks		$0
-	Bryan		$0
28	Bulloch	4	$144,000
-	Burke		$0
-	Butts		$0
-	Calhoun		$0
50	Camden	2	$2,400
-	Candler		$0
25	Carroll	5	$177,000
39	Catoosa	1	$51,000
-	Charlton		$0
-	Chatham		$0
-	Chattahoochee		$0
-	Chattooga		$0
-	Cherokee		$0
-	Clarke		$0
-	Clay		$0
-	Clayton		$0
-	Clinch		$0
-	Cobb		$0
-	Coffee		$0
35	Colquitt	2	$63,000
-	Columbia		$0
-	Cook		$0
26	Coweta	2	$176,000
-	Crawford		$0
7	Crisp	5	$612,500
-	Dade		$0
-	Dawson		$0
-	Decatur		$0
-	Dekalb		$0
19	Dodge	6	$240,000
-	Dooly		$0
-	Dougherty		$0
-	Douglas		$0
-	Early		$0
-	Echols		$0
12	Effingham	10	$437,500
-	Elbert		$0
-	Emanuel		$0
-	Evans		$0
23	Fannin	4	$183,000
35	Fayette	1	$63,000
2	Floyd	13	$2,340,000
16	Forsyth	7	$297,000
-	Franklin		$0
47	Fulton	1	$12,000
24	Gilmer	3	$180,000
-	Glascock		$0

Rank	County	Acres	Farm gate Value
-	Glynn		$0
46	Gordon	2	$13,125
-	Grady		$0
-	Greene		$0
-	Gwinnett		$0
9	Habersham	15	$472,500
5	Hall	22	$1,533,000
-	Hancock		$0
-	Haralson		$0
3	Harris	28	$2,016,000
-	Hart		$0
-	Heard		$0
22	Henry	17	$198,000
-	Houston		$0
17	Irwin	8	$280,000
-	Jackson		$0
-	Jasper		$0
-	Jeff Davis		$0
31	Jefferson	4	$126,000
-	Jenkins		$0
14	Johnson	11	$346,500
-	Jones		$0
-	Lamar		$0
-	Lanier		$0
41	Laurens	1	$48,240
-	Lee		$0
-	Liberty		$0
40	Lincoln	3	$49,500
-	Long		$0
-	Lowndes		$0
-	Lumpkin		$0
33	Macon	2	$104,000
13	Madison	11	$396,000
-	Marion		$0
-	McDuffie		$0
-	McIntosh		$0
4	Meriwether	62	$1,966,950
-	Miller		$0
-	Mitchell		$0
-	Monroe		$0
-	Montgomery		$0
-	Morgan		$0
37	Murray	2	$61,764
-	Muscogee		$0
29	Newton	8	$142,800
38	Oconee	8	$56,000
30	Oglethorpe	5	$131,250
42	Paulding	1	$48,000
18	Peach	4	$279,000
48	Pickens	5	$7,500
-	Pierce		$0
-	Pike		$0
-	Polk		$0
-	Pulaski		$0
-	Putnam		$0
-	Quitman		$0
15	Rabun	18	$333,000
-	Randolph		$0
-	Richmond		$0
-	Rockdale		$0
-	Schley		$0
-	Screven		$0

Rank	County	Acres	Farm gate Value
-	Seminole		$0
43	Spalding	1	$36,000
-	Stephens		$0
-	Stewart		$0
-	Sumter		$0
-	Talbot		$0
-	Taliaferro		$0
32	Tattnall	4	$124,250
6	Taylor	11	$1,040,000
49	Telfair	3	$5,040
31	Terrell	2	$126,000
27	Thomas	5	$157,500
1	Tift	31	$2,594,000
-	Toombs		$0
-	Towns		$0
-	Treutlen		$0
10	Troup	6	$456,000
36	Turner	3	$62,100
-	Twiggs		$0
44	Union	1	$31,500
21	Upson	2	$211,200
43	Walker	2	$36,000
-	Walton		$0
-	Ware		$0
-	Warren		$0
-	Washington		$0
-	Wayne		$0
-	Webster		$0
-	Wheeler		$0
-	White		$0
-	Whitfield		$0
34	Wilcox	5	$70,000
-	Wilkes		$0
-	Wilkinson		$0
-	Worth		$0
	Totals & Avg.	**422**	**$19,903,119**

Percent of Fruits & Nuts 1.79%

Top Ten Counties by Value - Strawberries

County	Acres	Farm gate Value
Tift	31	$2,594,000
Floyd	13	$2,340,000
Harris	28	$2,016,000
Meriwether	62	$1,966,950
Hall	22	$1,533,000
Taylor	11	$1,040,000
Crisp	5	$612,500
Banks	18	$612,000
Habersham	15	$472,500
Troup	6	$456,000

Top Ten Counties

For Strawberries

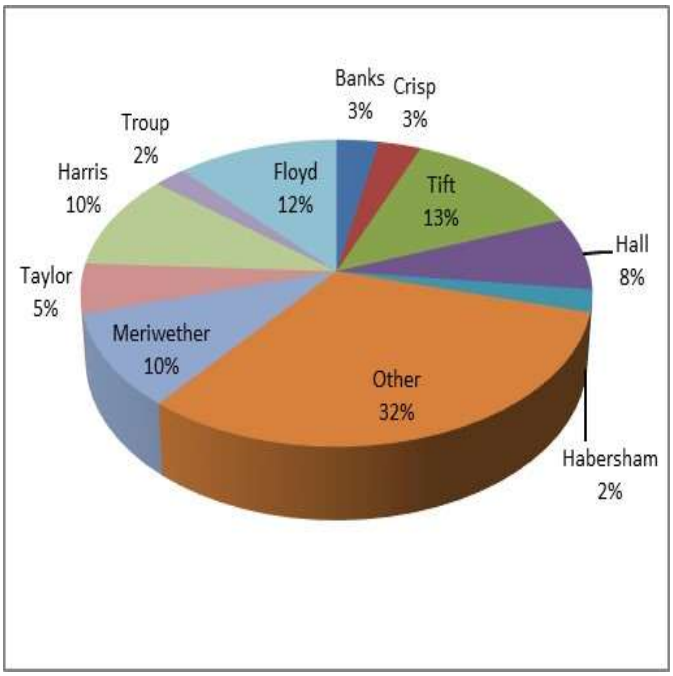

Miscellaneous Fruits and Nuts Farm Gate Value 2023

Rank	County	Farm gate
14	Appling	$105,400
-	Atkinson	$0
26	Bacon	$20,000
40	Baker	$400
-	Baldwin	$0
-	Banks	$0
17	Barrow	$79,680
-	Bartow	$0
-	Ben Hill	$0
2	Berrien	$4,328,000
-	Bibb	$0
-	Bleckley	$0
36	Brantley	$3,500
23	Brooks	$32,000
-	Bryan	$0
-	Bulloch	$0
-	Burke	$0
-	Butts	$0
-	Calhoun	$0
-	Camden	$0
-	Candler	$0
-	Carroll	$0
-	Catoosa	$0
-	Charlton	$0
-	Chatham	$0
-	Chattahoochee	$0
-	Chattooga	$0
-	Cherokee	$0
30	Clarke	$9,600
-	Clay	$0
-	Clayton	$0
-	Clinch	$0
-	Cobb	$0
-	Coffee	$0
-	Colquitt	$0
11	Columbia	$140,625
6	Cook	$384,000
-	Coweta	$0
38	Crawford	$1,500
-	Crisp	$0
-	Dade	$0
-	Dawson	$0
-	Decatur	$0
-	Dekalb	$0
-	Dodge	$0
-	Dooly	$0
-	Dougherty	$0
-	Douglas	$0
-	Early	$0
-	Echols	$0
38	Effingham	$1,500
-	Elbert	$0
18	Emanuel	$60,000
-	Evans	$0
20	Fannin	$50,000

Rank	County	Farm gate
28	Fayette	$11,187
-	Floyd	$0
9	Forsyth	$196,900
-	Franklin	$0
3	Fulton	$3,300,000
18	Gilmer	$60,000
-	Glascock	$0
-	Glynn	$0
-	Gordon	$0
-	Grady	$0
-	Greene	$0
-	Gwinnett	$0
13	Habersham	$120,000
5	Hall	$1,430,000
-	Hancock	$0
34	Haralson	$4,000
-	Harris	$0
-	Hart	$0
-	Heard	$0
19	Henry	$52,500
-	Houston	$0
-	Irwin	$0
-	Jackson	$0
-	Jasper	$0
-	Jeff Davis	$0
-	Jefferson	$0
-	Jenkins	$0
-	Johnson	$0
-	Jones	$0
-	Lamar	$0
33	Lanier	$5,400
-	Laurens	$0
-	Lee	$0
31	Liberty	$8,400
-	Lincoln	$0
-	Long	$0
21	Lowndes	$40,000
-	Lumpkin	$0
-	Macon	$0
-	Madison	$0
29	Marion	$10,000
-	McDuffie	$0
-	McIntosh	$0
-	Meriwether	$0
24	Miller	$30,000
-	Mitchell	$0
-	Monroe	$0
-	Montgomery	$0
-	Morgan	$0
-	Murray	$0
-	Muscogee	$0
16	Newton	$94,349
-	Oconee	$0
-	Oglethorpe	$0
32	Paulding	$5,500

Rank	County	Farm gate
38	Peach	$1,500
-	Pickens	$0
-	Pierce	$0
10	Pike	$160,480
27	Polk	$12,500
-	Pulaski	$0
35	Putnam	$3,600
-	Quitman	$0
-	Rabun	$0
-	Randolph	$0
-	Richmond	$0
-	Rockdale	$0
-	Schley	$0
-	Screven	$0
-	Seminole	$0
7	Spalding	$295,000
-	Stephens	$0
-	Stewart	$0
1	Sumter	$51,200,000
-	Talbot	$0
-	Taliaferro	$0
8	Tattnall	$240,000
39	Taylor	$563
15	Telfair	$100,000
37	Terrell	$2,000
12	Thomas	$125,000
-	Tift	$0
22	Toombs	$32,075
-	Towns	$0
-	Treutlen	$0
41	Troup	$154
-	Turner	$0
25	Twiggs	$25,000
-	Union	$0
-	Upson	$0
-	Walker	$0
-	Walton	$0
-	Ware	$0
-	Warren	$0
-	Washington	$0
-	Wayne	$0
20	Webster	$50,000
25	Wheeler	$25,000
4	White	$2,358,720
-	Whitfield	$0
-	Wilcox	$0
-	Wilkes	$0
-	Wilkinson	$0
-	Worth	$0
	Totals & Avg.	**$65,216,032**

Percent of Fruits & Nuts
5.88%

Total Fruits and Nuts Value

Rank	County	Farm gate Value
3	Appling	$74,708,400
13	Atkinson	$18,390,188
1	Bacon	$124,651,378
2	Baker	$102,220,596
94	Baldwin	$857,400
100	Banks	$662,000
129	Barrow	$120,680
116	Bartow	$261,000
56	Ben Hill	$3,397,290
17	Berrien	$16,009,509
121	Bibb	$225,730
43	Bleckley	$5,186,304
22	Brantley	$12,453,500
35	Brooks	$7,018,122
148	Bryan	$26,100
29	Bulloch	$9,076,000
66	Burke	$2,289,795
108	Butts	$428,875
20	Calhoun	$13,094,250
75	Camden	$1,707,860
64	Candler	$2,555,790
45	Carroll	$5,058,830
143	Catoosa	$51,000
-	Charlton	$0
124	Chatham	$180,155
-	Chattahoochee	$0
92	Chattooga	$923,750
73	Cherokee	$1,852,500
147	Clarke	$33,836
137	Clay	$84,000
-	Clayton	$0
11	Clinch	$24,922,955
149	Cobb	$22,500
9	Coffee	$34,666,847
27	Colquitt	$10,148,198
77	Columbia	$1,646,800
34	Cook	$7,618,883
125	Coweta	$176,000
14	Crawford	$18,220,875
47	Crisp	$4,784,150
122	Dade	$212,950
114	Dawson	$351,800
41	Decatur	$5,814,759
-	Dekalb	$0
87	Dodge	$1,184,835
31	Dooly	$7,839,401
6	Dougherty	$46,144,868
-	Douglas	$0
95	Early	$807,360
18	Echols	$14,685,000
89	Effingham	$1,033,125
69	Elbert	$2,121,600
72	Emanuel	$1,889,100
84	Evans	$1,253,148

Rank	County	Farm gate Value
39	Fannin	$5,943,440
118	Fayette	$250,100
55	Floyd	$3,475,600
98	Forsyth	$721,687
139	Franklin	$79,632
57	Fulton	$3,383,770
23	Gilmer	$12,271,200
133	Glascock	$113,625
106	Glynn	$525,600
145	Gordon	$50,175
52	Grady	$3,866,125
130	Greene	$117,280
136	Gwinnett	$100,000
30	Habersham	$7,972,100
32	Hall	$7,710,478
96	Hancock	$750,690
48	Haralson	$4,580,800
65	Harris	$2,537,250
113	Hart	$358,737
-	Heard	$0
42	Henry	$5,187,290
21	Houston	$12,950,520
24	Irwin	$11,966,912
126	Jackson	$174,450
111	Jasper	$386,220
28	Jeff Davis	$9,648,300
54	Jefferson	$3,609,450
79	Jenkins	$1,390,600
88	Johnson	$1,145,460
141	Jones	$66,105
128	Lamar	$140,940
15	Lanier	$18,001,355
82	Laurens	$1,288,120
26	Lee	$11,136,296
144	Liberty	$50,800
115	Lincoln	$269,860
91	Long	$1,004,160
16	Lowndes	$17,794,400
40	Lumpkin	$5,887,200
12	Macon	$18,823,100
80	Madison	$1,388,690
127	Marion	$171,770
146	McDuffie	$35,762
46	McIntosh	$4,997,500
60	Meriwether	$2,883,100
68	Miller	$2,168,250
5	Mitchell	$50,555,667
85	Monroe	$1,232,990
70	Montgomery	$2,094,364
90	Morgan	$1,025,200
140	Murray	$68,394
-	Muscogee	$0
101	Newton	$620,089
120	Oconee	$238,580

Rank	County	Farm gate Value
103	Oglethorpe	$595,714
97	Paulding	$750,175
10	Peach	$29,008,000
134	Pickens	$113,340
7	Pierce	$40,238,876
117	Pike	$256,137
86	Polk	$1,224,550
38	Pulaski	$5,959,050
123	Putnam	$192,153
137	Quitman	$84,000
71	Rabun	$1,894,400
93	Randolph	$867,170
132	Richmond	$115,700
138	Rockdale	$83,130
107	Schley	$449,480
19	Screven	$13,910,597
83	Seminole	$1,260,458
109	Spalding	$422,470
131	Stephens	$117,000
74	Stewart	$1,729,560
4	Sumter	$64,073,625
81	Talbot	$1,301,400
-	Taliaferro	$0
49	Tattnall	$4,496,978
53	Taylor	$3,821,813
63	Telfair	$2,567,650
67	Terrell	$2,253,800
25	Thomas	$11,413,010
33	Tift	$7,630,591
76	Toombs	$1,648,395
44	Towns	$5,096,045
142	Treutlen	$65,908
102	Troup	$602,448
62	Turner	$2,772,397
119	Twiggs	$246,188
58	Union	$3,286,945
112	Upson	$380,220
104	Walker	$577,950
59	Walton	$2,895,450
8	Ware	$34,917,000
105	Warren	$529,800
78	Washington	$1,569,750
61	Wayne	$2,832,280
37	Webster	$6,731,114
99	Wheeler	$666,325
36	White	$6,778,080
110	Whitfield	$405,625
51	Wilcox	$4,033,900
135	Wilkes	$104,400
150	Wilkinson	$20,690
50	Worth	$4,458,665
	Totals & Avg.	**$1,109,730,574**

2023 Georgia Vegetables Farm Gate Value

$1,332,707,373

Vegetables
2023 Farm Gate Value

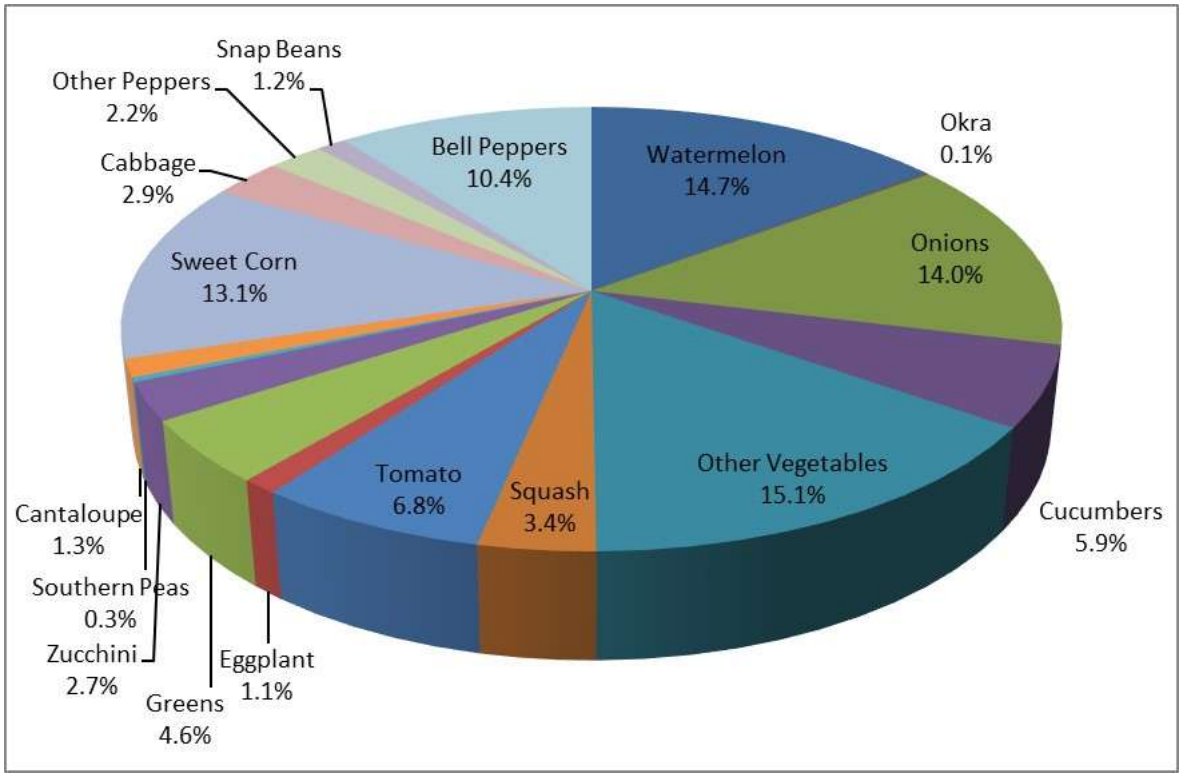

Bell Peppers Farm Gate Value 2023

Rank	County	Acres	Farm gate Value
-	Appling		$0
-	Atkinson		$0
-	Bacon		$0
-	Baker		$0
-	Baldwin		$0
-	Banks		$0
-	Barrow		$0
-	Bartow		$0
-	Ben Hill		$0
-	Berrien		$0
-	Bibb		$0
-	Bleckley		$0
-	Brantley		$0
6	Brooks	307	$6,385,600
-	Bryan		$0
-	Bulloch		$0
-	Burke		$0
8	Butts	114	$3,291,264
-	Calhoun		$0
-	Camden		$0
-	Candler		$0
21	Carroll	2	$51,200
-	Catoosa		$0
-	Charlton		$0
-	Chatham		$0
-	Chattahoochee		$0
32	Chattooga	2	$6,000
34	Cherokee	1	$3,000
-	Clarke		$0
-	Clay		$0
-	Clayton		$0
-	Clinch		$0
-	Cobb		$0
-	Coffee		$0
2	Colquitt	1,230	$29,274,000
-	Columbia		$0
9	Cook	137	$2,849,600
-	Coweta		$0
-	Crawford		$0
-	Crisp		$0
-	Dade		$0
-	Dawson		$0
22	Decatur	1	$32,000
-	Dekalb		$0
-	Dodge		$0
-	Dooly		$0
30	Dougherty	10	$8,400
-	Douglas		$0
-	Early		$0
1	Echols	2,600	$58,240,000
33	Effingham		$4,400
-	Elbert		$0
-	Emanuel		$0
-	Evans		$0
23	Fannin	2	$28,800
28	Fayette	1	$14,400
-	Floyd		$0
25	Forsyth	1	$21,600
-	Franklin		$0
15	Fulton	4	$96,000
19	Gilmer	3	$57,600
-	Glascock		$0

Rank	County	Acres	Farm gate Value
-	Glynn		$0
26	Gordon	1	$20,800
7	Grady	222	$3,463,200
-	Greene		$0
-	Gwinnett		$0
-	Habersham		$0
14	Hall	8	$192,000
-	Hancock		$0
14	Haralson	10	$192,000
36	Harris	1	$1,000
-	Hart		$0
-	Heard		$0
-	Henry		$0
-	Houston		$0
-	Irwin		$0
-	Jackson		$0
-	Jasper		$0
-	Jeff Davis		$0
-	Jefferson		$0
-	Jenkins		$0
-	Johnson		$0
-	Jones		$0
-	Lamar		$0
-	Lanier		$0
-	Laurens		$0
37	Lee		$720
-	Liberty		$0
-	Lincoln		$0
-	Long		$0
3	Lowndes	675	$15,120,000
-	Lumpkin		$0
24	Macon	1	$21,750
27	Madison	1	$19,500
-	Marion		$0
-	McDuffie		$0
-	McIntosh		$0
-	Meriwether		$0
-	Miller		$0
12	Mitchell	20	$416,000
-	Monroe		$0
-	Montgomery		$0
-	Morgan		$0
-	Murray		$0
-	Muscogee		$0
-	Newton		$0
-	Oconee		$0
-	Oglethorpe		$0
13	Paulding	9	$230,400
-	Peach		$0
-	Pickens		$0
-	Pierce		$0
-	Pike		$0
-	Polk		$0
-	Pulaski		$0
-	Putnam		$0
-	Quitman		$0
11	Rabun	40	$768,000
-	Randolph		$0
-	Richmond		$0
-	Rockdale		$0
-	Schley		$0
-	Screven		$0

Rank	County	Acres	Farm gate Value
-	Seminole		$0
-	Spalding		$0
-	Stephens		$0
-	Stewart		$0
-	Sumter		$0
-	Talbot		$0
-	Taliaferro		$0
18	Tattnall	9	$69,119
-	Taylor		$0
31	Telfair	3	$8,100
35	Terrell		$2,498
-	Thomas		$0
4	Tift	300	$7,725,000
17	Toombs	6	$86,400
-	Towns		$0
-	Treutlen		$0
-	Troup		$0
-	Turner		$0
-	Twiggs		$0
20	Union	2	$54,400
-	Upson		$0
-	Walker		$0
-	Walton		$0
10	Ware	135	$2,808,000
-	Warren		$0
-	Washington		$0
16	Wayne	5	$90,000
-	Webster		$0
29	Wheeler	5	$13,200
-	White		$0
-	Whitfield		$0
-	Wilcox		$0
-	Wilkes		$0
-	Wilkinson		$0
5	Worth	270	$6,885,000
	Totals & Avg.	**6,138**	**$138,550,950**

Percent of Vegetables 10.40%

Top Ten Counties by Value - Bell Peppers

County	Acres	Farm gate Value
Echols	2,600	$58,240,000
Colquitt	1,230	$29,274,000
Lowndes	675	$15,120,000
Tift	300	$7,725,000
Worth	270	$6,885,000
Brooks	307	$6,385,600
Grady	222	$3,463,200
Butts	114	$3,291,264
Cook	137	$2,849,600
Ware	135	$2,808,000

Top Ten Counties

For Bell Peppers

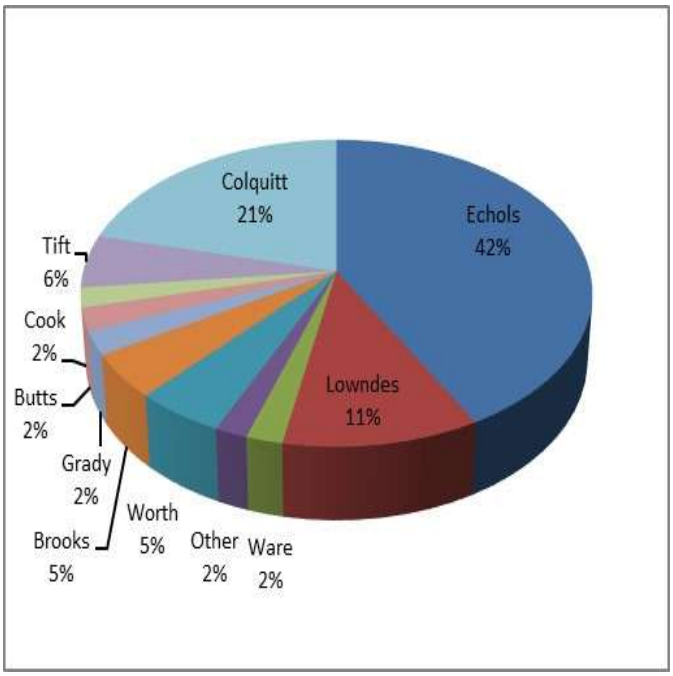

Cabbage Farm Gate Value 2023

Rank	County	Acres	Farm gate Value
9	Appling	149	$715,200
-	Atkinson	0	$0
-	Bacon	0	$0
18	Baker	4	$12,000
-	Baldwin	0	$0
-	Banks	0	$0
35	Barrow	0	$59
-	Bartow	0	$0
-	Ben Hill	0	$0
-	Berrien	0	$0
-	Bibb	0	$0
-	Bleckley	0	$0
-	Brantley	0	$0
32	Brooks	0	$855
-	Bryan	0	$0
-	Bulloch	0	$0
-	Burke	0	$0
-	Butts	0	$0
-	Calhoun	0	$0
-	Camden	0	$0
-	Candler	0	$0
29	Carroll	1	$3,900
-	Catoosa	0	$0
-	Charlton	0	$0
-	Chatham	0	$0
-	Chattahoochee	0	$0
-	Chattooga	0	$0
-	Cherokee	0	$0
-	Clarke	0	$0
-	Clay	0	$0
-	Clayton	0	$0
-	Clinch	0	$0
-	Cobb	0	$0
-	Coffee	0	$0
1	Colquitt	3700	$24,730,000
-	Columbia	0	$0
2	Cook	384	$3,763,200
-	Coweta	0	$0
-	Crawford	0	$0
-	Crisp	0	$0
-	Dade	0	$0
-	Dawson	0	$0
-	Decatur	0	$0
-	Dekalb	0	$0
-	Dodge	0	$0
-	Dooly	0	$0
-	Dougherty	0	$0
-	Douglas	0	$0
-	Early	0	$0
12	Echols	120	$627,000
-	Effingham	0	$0
-	Elbert	0	$0
-	Emanuel	0	$0
-	Evans	0	$0
19	Fannin	3	$11,700
30	Fayette	1	$3,600
-	Floyd	0	$0
25	Forsyth	1	$6,500
-	Franklin	0	$0
22	Fulton	2	$9,100
14	Gilmer	35	$220,500
-	Glascock	0	$0

Rank	County	Acres	Farm gate Value
-	Glynn	0	$0
24	Gordon	1	$6,825
-	Grady	0	$0
-	Greene	0	$0
-	Gwinnett	0	$0
-	Habersham	0	$0
-	Hall	0	$0
-	Hancock	0	$0
31	Haralson	30	$1,620
21	Harris	1	$9,292
-	Hart	0	$0
-	Heard	0	$0
-	Henry	0	$0
-	Houston	0	$0
-	Irwin	0	$0
-	Jackson	0	$0
-	Jasper	0	$0
-	Jeff Davis	0	$0
-	Jefferson	0	$0
-	Jenkins	0	$0
-	Johnson	0	$0
-	Jones	0	$0
-	Lamar	0	$0
-	Lanier	0	$0
-	Laurens	0	$0
13	Lee	80	$312,390
-	Liberty	0	$0
-	Lincoln	0	$0
-	Long	0	$0
8	Lowndes	187	$729,300
5	Lumpkin	0	$0
-	Macon	0	$0
34	Madison	0	$369
-	Marion	0	$0
-	McDuffie	0	$0
-	McIntosh	0	$0
-	Meriwether	0	$0
-	Miller	0	$0
5	Mitchell	139	$1,167,600
-	Monroe	0	$0
-	Montgomery	0	$0
-	Morgan	0	$0
-	Murray	0	$0
-	Muscogee	0	$0
-	Newton	0	$0
-	Oconee	0	$0
-	Oglethorpe	0	$0
27	Paulding	3	$4,900
-	Peach	0	$0
-	Pickens	0	$0
-	Pierce	0	$0
-	Pike	0	$0
33	Polk	5	$600
2	Pulaski	0	$0
-	Putnam	0	$0
-	Quitman	0	$0
6	Rabun	150	$975,000
-	Randolph	0	$0
-	Richmond	0	$0
-	Rockdale	0	$0
-	Schley	0	$0
-	Screven	0	$0

Rank	County	Acres	Farm gate Value
-	Seminole	0	$0
-	Spalding	0	$0
-	Stephens	0	$0
-	Stewart	0	$0
7	Sumter	110	$750,750
-	Talbot	0	$0
-	Taliaferro	0	$0
28	Tattnall	1	$4,200
-	Taylor	0	$0
17	Telfair	10	$16,000
-	Terrell	0	$0
20	Thomas	133	$9,510
10	Tift	100	$690,000
3	Toombs	387	$1,509,300
-	Towns	0	$0
-	Treutlen	0	$0
-	Troup	0	$0
4	Turner	0	$0
-	Twiggs	0	$0
15	Union	10	$104,000
-	Upson	0	$0
23	Walker	1	$9,000
-	Walton	0	$0
11	Ware	100	$682,500
-	Warren	0	$0
-	Washington	0	$0
-	Wayne	0	$0
26	Webster	1	$6,500
16	Wheeler	40	$26,690
-	White	0	$0
-	Whitfield	0	$0
-	Wilcox	0	$0
-	Wilkes	0	$0
-	Wilkinson	0	$0
4	Worth	175	$1,275,000
	Totals & Avg.	**6064**	**$38,394,959**

Percent of Vegetables 0.65%

Top Ten Counties by Value - Cabbage

County	Acres	Farm gate Value
Colquitt	3,700	$24,730,000
Cook	384	$3,763,200
Toombs	387	$1,509,300
Worth	175	$1,275,000
Mitchell	139	$1,167,600
Rabun	150	$975,000
Sumter	110	$750,750
Lowndes	187	$729,300
Appling	149	$715,200
Tift	100	$690,000

Top Ten Counties

For Cabbage

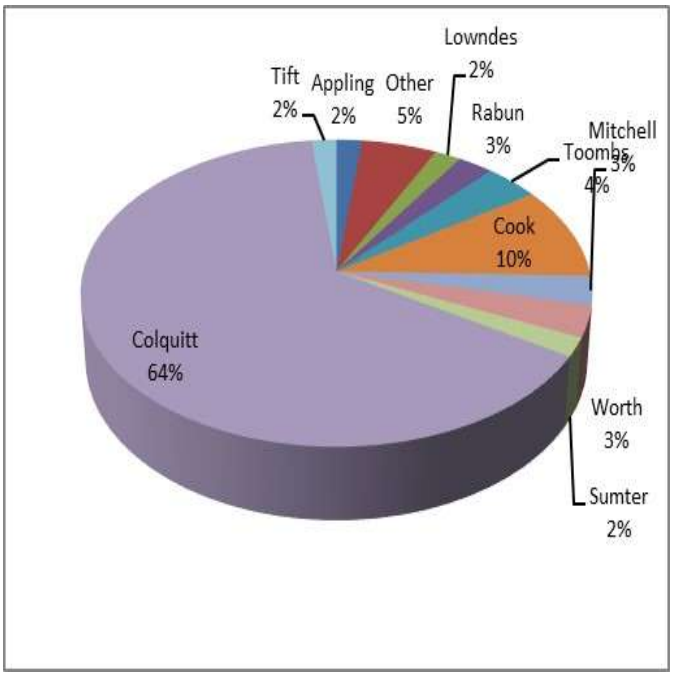

Cantaloupe Farm Gate Value 2023

Rank	County	Acres	Farm gate
-	Appling	0	$0
-	Atkinson	0	$0
-	Bacon	0	$0
20	Baker	7	$9,400
-	Baldwin	0	$0
-	Banks	0	$0
-	Barrow	0	$0
-	Bartow	0	$0
-	Ben Hill	0	$0
6	Berrien	20	$144,000
-	Bibb	0	$0
-	Bleckley	0	$0
-	Brantley	0	$0
-	Brooks	0	$0
-	Bryan	0	$0
-	Bulloch	0	$0
-	Burke	0	$0
-	Butts	0	$0
-	Calhoun	0	$0
-	Camden	0	$0
-	Candler	0	$0
22	Carroll	1	$7,800
-	Catoosa	0	$0
-	Charlton	0	$0
-	Chatham	0	$0
-	Chattahoochee	0	$0
-	Chattooga	0	$0
-	Cherokee	0	$0
-	Clarke	0	$0
-	Clay	0	$0
-	Clayton	0	$0
-	Clinch	0	$0
-	Cobb	0	$0
-	Coffee	0	$0
2	Colquitt	736	$6,502,600
-	Columbia	0	$0
-	Cook	0	$0
-	Coweta	0	$0
-	Crawford	0	$0
13	Crisp	5	$36,000
25	Dade	1	$7,200
-	Dawson	0	$0
19	Decatur	2	$10,000
-	Dekalb	0	$0
-	Dodge	0	$0
-	Dooly	0	$0
-	Dougherty	0	$0
-	Douglas	0	$0
-	Early	0	$0
-	Echols	0	$0
-	Effingham	0	$0
-	Elbert	0	$0
-	Emanuel	0	$0
-	Evans	0	$0
-	Fannin	0	$0
-	Fayette	0	$0
17	Floyd	1	$12,600
21	Forsyth	1	$9,000
-	Franklin	0	$0
-	Fulton	0	$0
9	Gilmer	7	$63,000
-	Glascock	0	$0

Rank	County	Acres	Farm gate
-	Glynn	0	$0
-	Gordon	0	$0
24	Grady	1	$7,500
-	Greene	0	$0
-	Gwinnett	0	$0
12	Habersham	10	$38,880
15	Hall	2	$18,000
-	Hancock	0	$0
-	Haralson	0	$0
-	Harris	0	$0
16	Hart	2	$14,400
-	Heard	0	$0
-	Henry	0	$0
-	Houston	0	$0
-	Irwin	0	$0
-	Jackson	0	$0
-	Jasper	0	$0
-	Jeff Davis	0	$0
-	Jefferson	0	$0
-	Jenkins	0	$0
-	Johnson	0	$0
-	Jones	0	$0
-	Lamar	0	$0
-	Lanier	0	$0
-	Laurens	0	$0
-	Lee	0	$0
-	Liberty	0	$0
-	Lincoln	0	$0
-	Long	0	$0
-	Lowndes	0	$0
-	Lumpkin	0	$0
-	Macon	0	$0
-	Madison	0	$0
-	Marion	0	$0
-	McDuffie	0	$0
-	McIntosh	0	$0
-	Meriwether	0	$0
-	Miller	0	$0
7	Mitchell	20	$100,000
-	Monroe	0	$0
-	Montgomery	0	$0
-	Morgan	0	$0
-	Murray	0	$0
-	Muscogee	0	$0
-	Newton	0	$0
-	Oconee	0	$0
-	Oglethorpe	0	$0
23	Paulding	1	$7,800
-	Peach	0	$0
-	Pickens	0	$0
-	Pierce	0	$0
-	Pike	0	$0
-	Polk	0	$0
-	Pulaski	0	$0
-	Putnam	0	$0
-	Quitman	0	$0
-	Rabun	0	$0
-	Randolph	0	$0
-	Richmond	0	$0
-	Rockdale	0	$0
-	Schley	0	$0
-	Screven	0	$0

Rank	County	Acres	Farm gate
14	Seminole	4	$24,000
-	Spalding	0	$0
-	Stephens	0	$0
-	Stewart	0	$0
-	Sumter	0	$0
-	Talbot	0	$0
-	Taliaferro	0	$0
10	Tattnall	6	$43,200
-	Taylor	0	$0
8	Telfair	15	$90,000
18	Terrell	1	$11,250
-	Thomas	0	$0
1	Tift	660	$6,864,000
-	Toombs	0	$0
-	Towns	0	$0
-	Treutlen	0	$0
-	Troup	0	$0
4	Turner	311	$328,183
-	Twiggs	0	$0
-	Union	0	$0
-	Upson	0	$0
-	Walker	0	$0
-	Walton	0	$0
-	Ware	0	$0
-	Warren	0	$0
-	Washington	0	$0
5	Wayne	30	$225,000
-	Webster	0	$0
26	Wheeler	1	$2,400
-	White	0	$0
-	Whitfield	0	$0
11	Wilcox	6	$43,200
-	Wilkes	0	$0
0	Wilkinson	0	$0
3	Worth	175	$3,025,425
	Totals & Avg.	**2026**	**$17,644,838**

Percent of Vegetables 1.32%

Top Ten Counties by Value - Cantaloupe

County	Acres	Farm gate Value
Tift	660	$6,864,000
Colquitt	736	$6,502,600
Worth	175	$1,275,000
Turner	311	$328,183
Wayne	30	$225,000
Berrien	20	$144,000
Mitchell	20	$100,000
Telfair	15	$90,000
Gilmer	7	$63,000
Tattnall	6	$43,200

Top Ten Counties

For Cantaloupe

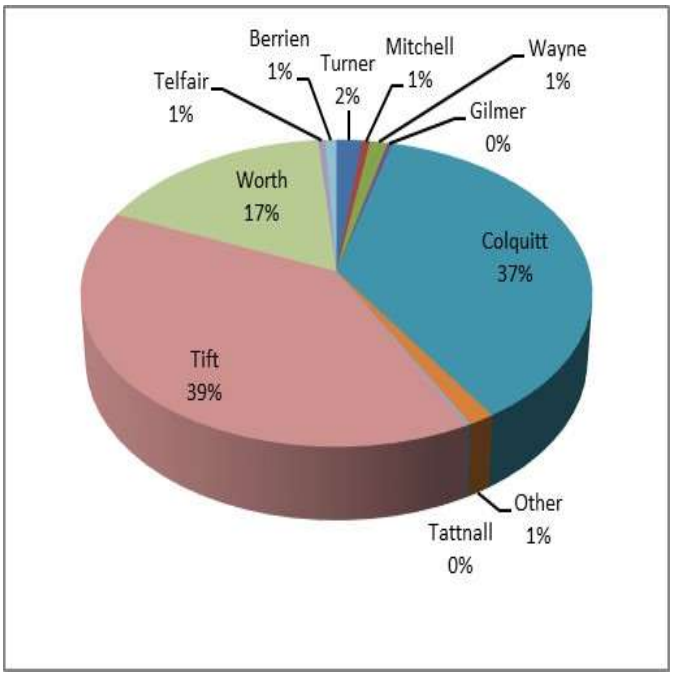

Cucumbers Farm Gate Value 2023

Rank	County	Acres	Farm gate
-	Appling	0	$0
-	Atkinson	0	$0
-	Bacon	0	$0
37	Baker	3	$3,600
-	Baldwin	0	$0
-	Banks	0	$0
-	Barrow	0	$0
-	Bartow	0	$0
-	Ben Hill	0	$0
-	Berrien	0	$0
-	Bibb	0	$0
-	Bleckley	0	$0
-	Brantley	0	$0
1	Brooks	1759	$17,481,000
-	Bryan	0	$0
-	Bulloch	0	$0
-	Burke	0	$0
-	Butts	0	$0
-	Calhoun	0	$0
-	Camden	0	$0
25	Candler	2	$19,200
23	Carroll	2	$24,000
38	Catoosa	1	$3,252
-	Charlton	0	$0
-	Chatham	0	$0
-	Chattahoochee	0	$0
-	Chattooga	0	$0
39	Cherokee	1	$2,500
-	Clarke	0	$0
-	Clay	0	$0
-	Clayton	0	$0
-	Clinch	0	$0
27	Cobb	4	$17,600
-	Coffee	0	$0
3	Colquitt	600	$8,550,000
-	Columbia	0	$0
8	Cook	112	$2,083,592
-	Coweta	0	$0
-	Crawford	0	$0
-	Crisp	0	$0
33	Dade	1	$8,000
-	Dawson	0	$0
26	Decatur	1	$18,000
-	Dekalb	0	$0
2	Dodge	1269	$14,212,800
-	Dooly	0	$0
-	Dougherty	0	$0
-	Douglas	0	$0
-	Early	0	$0
5	Echols	900	$7,410,000
40	Effingham	0	$2,400
-	Elbert	0	$0
-	Emanuel	0	$0
-	Evans	0	$0
-	Fannin	0	$0
32	Fayette	1	$8,400
29	Floyd	1	$10,500
28	Forsyth	1	$11,200
-	Franklin	0	$0
22	Fulton	2	$30,400
19	Gilmer	4	$44,800
-	Glascock	0	$0

Rank	County	Acres	Farm gate
-	Glynn	0	$0
34	Gordon	1	$8,000
14	Grady	192	$1,536,000
-	Greene	0	$0
-	Gwinnett	0	$0
15	Habersham	13	$124,800
18	Hall	5	$56,000
-	Hancock	0	$0
16	Haralson	10	$112,000
-	Harris	0	$0
-	Hart	0	$0
-	Heard	0	$0
-	Henry	0	$0
-	Houston	0	$0
-	Irwin	0	$0
-	Jackson	0	$0
-	Jasper	0	$0
-	Jeff Davis	0	$0
-	Jefferson	0	$0
-	Jenkins	0	$0
-	Johnson	0	$0
-	Jones	0	$0
-	Lamar	0	$0
-	Lanier	0	$0
35	Laurens	1	$7,200
6	Lee	542	$6,067,712
-	Liberty	0	$0
-	Lincoln	0	$0
-	Long	0	$0
11	Lowndes	574	$1,640,800
-	Lumpkin	0	$0
12	Macon	143	$1,601,600
30	Madison	1	$9,600
-	Marion	0	$0
-	McDuffie	0	$0
-	McIntosh	0	$0
-	Meriwether	0	$0
-	Miller	0	$0
-	Mitchell	0	$0
-	Monroe	0	$0
-	Montgomery	0	$0
-	Morgan	0	$0
-	Murray	0	$0
-	Muscogee	0	$0
-	Newton	0	$0
-	Oconee	0	$0
-	Oglethorpe	0	$0
31	Paulding	1	$9,000
-	Peach	0	$0
-	Pickens	0	$0
-	Pierce	0	$0
-	Pike	0	$0
-	Polk	0	$0
-	Pulaski	0	$0
-	Putnam	0	$0
-	Quitman	0	$0
24	Rabun	3	$24,000
-	Randolph	0	$0
-	Richmond	0	$0
17	Rockdale	4	$60,000
-	Schley	0	$0
-	Screven	0	$0

Rank	County	Acres	Farm gate
-	Seminole	0	$0
-	Spalding	0	$0
-	Stephens	0	$0
-	Stewart	0	$0
13	Sumter	200	$1,600,000
-	Talbot	0	$0
-	Taliaferro	0	$0
7	Tattnall	325	$3,120,768
-	Taylor	0	$0
4	Telfair	750	$8,250,000
-	Terrell	0	$0
-	Thomas	0	$0
9	Tift	100	$1,950,000
-	Toombs	0	$0
-	Towns	0	$0
-	Treutlen	0	$0
-	Troup	0	$0
-	Turner	0	$0
-	Twiggs	0	$0
21	Union	3	$31,200
-	Upson	0	$0
36	Walker	1	$6,000
-	Walton	0	$0
-	Ware	0	$0
-	Warren	0	$0
-	Washington	0	$0
-	Wayne	0	$0
-	Webster	0	$0
20	Wheeler	12	$42,525
-	White	0	$0
-	Whitfield	0	$0
-	Wilcox	0	$0
-	Wilkes	0	$0
-	Wilkinson	0	$0
10	Worth	175	$1,935,000
	Totals & Avg.	**7720**	**$78,133,449**

Percent of Vegetables 1.09%

Top Ten Counties by Value - Cucumbers

County	Acres	Farm gate Value
Brooks	1759	$17,481,000
Dodge	1269	$14,212,800
Colquitt	600	$8,550,000
Telfair	750	$8,250,000
Echols	900	$7,410,000
Lee	542	$6,067,712
Tattnall	325	$3,120,768
Cook	112	$2,083,592
Tift	100	$1,950,000
Worth	175	$1,935,000

Top Ten Counties

For Cucumbers

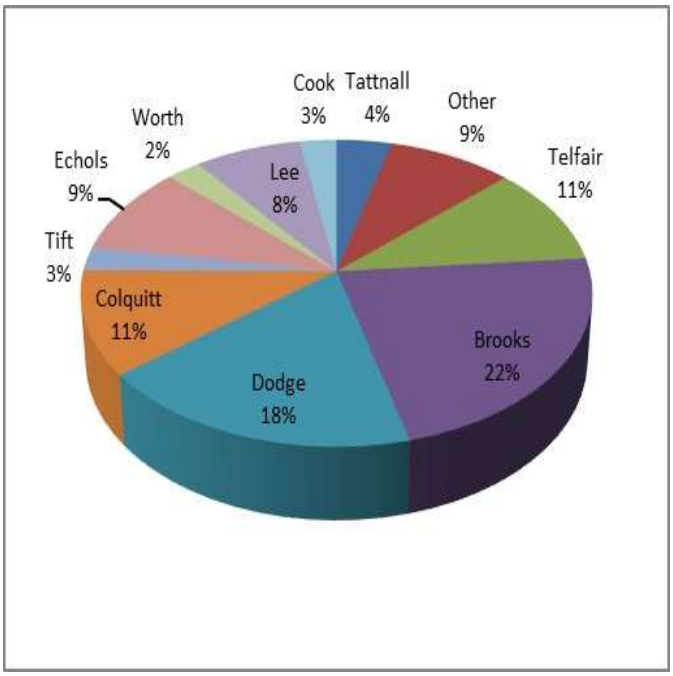

Eggplant Farm Gate Value 2023

-	Appling	0	$0
-	Atkinson	0	$0
-	Bacon	0	$0
15	Baker	5	$7,500
-	Baldwin	0	$0
-	Banks	0	$0
-	Barrow	0	$0
-	Bartow	0	$0
-	Ben Hill	0	$0
-	Berrien	0	$0
-	Bibb	0	$0
-	Bleckley	0	$0
-	Brantley	0	$0
4	Brooks	65	$728,000
-	Bryan	0	$0
-	Bulloch	0	$0
-	Burke	0	$0
-	Butts	0	$0
-	Calhoun	0	$0
-	Camden	0	$0
-	Candler	0	$0
-	Carroll	0	$0
-	Catoosa	0	$0
-	Charlton	0	$0
-	Chatham	0	$0
-	Chattahoochee	0	$0
-	Chattooga	0	$0
17	Cherokee	1	$5,000
-	Clarke	0	$0
-	Clay	0	$0
-	Clayton	0	$0
-	Clinch	0	$0
-	Cobb	0	$0
-	Coffee	0	$0
2	Colquitt	240	$2,640,000
-	Columbia	0	$0
8	Cook	25	$263,250
-	Coweta	0	$0
-	Crawford	0	$0
-	Crisp	0	$0
-	Dade	0	$0
-	Dawson	0	$0
-	Decatur	0	$0
-	Dekalb	0	$0
-	Dodge	0	$0
-	Dooly	0	$0
-	Dougherty	0	$0
-	Douglas	0	$0
-	Early	0	$0
1	Echols	800	$6,880,000
19	Effingham	0	$1,800
-	Elbert	0	$0
-	Emanuel	0	$0
-	Evans	0	$0
-	Fannin	0	$0
16	Fayette	1	$6,000
-	Floyd	0	$0
-	Forsyth	0	$0
-	Franklin	0	$0
11	Fulton	4	$44,800
-	Gilmer	0	$0
-	Glascock	0	$0
-	Glynn	0	$0

-	Appling	0	$0
-	Gordon	0	$0
5	Grady	100	$600,000
-	Greene	0	$0
-	Gwinnett	0	$0
-	Habersham	0	$0
-	Hall	0	$0
-	Hancock	0	$0
-	Haralson	0	$0
-	Harris	0	$0
-	Hart	0	$0
-	Heard	0	$0
-	Henry	0	$0
-	Houston	0	$0
-	Irwin	0	$0
-	Jackson	0	$0
-	Jasper	0	$0
-	Jeff Davis	0	$0
-	Jefferson	0	$0
-	Jenkins	0	$0
-	Johnson	0	$0
-	Jones	0	$0
-	Lamar	0	$0
-	Lanier	0	$0
-	Laurens	0	$0
20	Lee	0	$560
-	Liberty	0	$0
-	Lincoln	0	$0
-	Long	0	$0
3	Lowndes	219	$2,452,800
-	Lumpkin	0	$0
13	Macon	1	$11,200
21	Madison	0	$224
-	Marion	0	$0
-	McDuffie	0	$0
-	McIntosh	0	$0
-	Meriwether	0	$0
-	Miller	0	$0
9	Mitchell	14	$157,500
-	Monroe	0	$0
-	Montgomery	0	$0
-	Morgan	0	$0
-	Murray	0	$0
-	Muscogee	0	$0
-	Newton	0	$0
-	Oconee	0	$0
-	Oglethorpe	0	$0
14	Paulding	1	$8,000
-	Peach	0	$0
-	Pickens	0	$0
-	Pierce	0	$0
-	Pike	0	$0
-	Polk	0	$0
-	Pulaski	0	$0
-	Putnam	0	$0
-	Quitman	0	$0
10	Rabun	9	$95,200
-	Randolph	0	$0
-	Richmond	0	$0
-	Rockdale	0	$0
-	Schley	0	$0
-	Screven	0	$0
-	Seminole	0	$0

-	Appling	0	$0
-	Spalding	0	$0
-	Stephens	0	$0
-	Stewart	0	$0
-	Sumter	0	$0
-	Talbot	0	$0
-	Taliaferro	0	$0
-	Tattnall	0	$0
-	Taylor	0	$0
-	Telfair	0	$0
-	Terrell	0	$0
-	Thomas	0	$0
7	Tift	22	$292,800
18	Toombs	1	$4,000
-	Towns	0	$0
-	Treutlen	0	$0
-	Troup	0	$0
-	Turner	0	$0
-	Twiggs	0	$0
12	Union	1	$11,900
-	Upson	0	$0
-	Walker	0	$0
-	Walton	0	$0
6	Ware	30	$336,000
-	Warren	0	$0
-	Washington	0	$0
-	Wayne	0	$0
-	Webster	0	$0
-	Wheeler	0	$0
-	White	0	$0
-	Whitfield	0	$0
-	Wilcox	0	$0
-	Wilkes	0	$0
-	Wilkinson	0	$0
-	Worth	0	$0
-	Appling	0	$0
	Totals & Avg.	**$1,539**	**$14,546,534**

Percent of Vegetables 5.86%

Top Ten Counties by Value - Eggplant

County	Acres	Farm gate Value
Echols	800	$6,880,000
Colquitt	240	$2,640,000
Lowndes	219	$2,452,800
Brooks	65	$728,000
Grady	100	$600,000
Ware	30	$336,000
Tift	22	$292,800
Cook	25	$263,250
Mitchell	14	$157,500
Rabun	9	$95,200

Top Ten Counties

For Eggplant

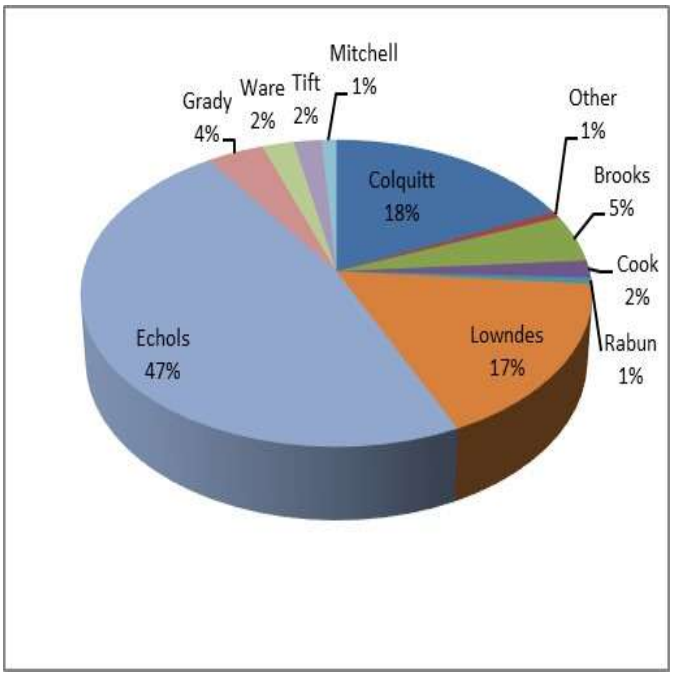

Greens Farm Gate Value 2023

Rank	County	Farm gate
16	Appling	$151,200
-	Atkinson	$0
-	Bacon	$0
35	Baker	$12,750
-	Baldwin	$0
-	Banks	$0
44	Barrow	$228
-	Bartow	$0
-	Ben Hill	$0
-	Berrien	$0
-	Bibb	$0
-	Bleckley	$0
-	Brantley	$0
8	Brooks	$643,500
-	Bryan	$0
-	Bulloch	$0
26	Burke	$37,550
-	Butts	$0
-	Calhoun	$0
-	Camden	$0
-	Candler	$0
24	Carroll	$52,000
40	Catoosa	$4,050
-	Charlton	$0
-	Chatham	$0
-	Chattahoochee	$0
-	Chattooga	$0
29	Cherokee	$23,000
-	Clarke	$0
-	Clay	$0
-	Clayton	$0
-	Clinch	$0
-	Cobb	$0
-	Coffee	$0
1	Colquitt	$22,979,000
-	Columbia	$0
15	Cook	$330,750
-	Coweta	$0
-	Crawford	$0
-	Crisp	$0
33	Dade	$18,000
-	Dawson	$0
-	Decatur	$0
-	Dekalb	$0
-	Dodge	$0
10	Dooly	$389,800
42	Dougherty	$2,500
-	Douglas	$0
-	Early	$0
6	Echols	$1,472,500
-	Effingham	$0
-	Elbert	$0
-	Emanuel	$0
-	Evans	$0
20	Fannin	$81,000
28	Fayette	$24,700
31	Floyd	$20,700
27	Forsyth	$26,700
-	Franklin	$0
22	Fulton	$61,300
18	Gilmer	$130,000
-	Glascock	$0

Rank	County	Farm gate
-	Glynn	$0
38	Gordon	$7,150
5	Grady	$1,899,600
-	Greene	$0
-	Gwinnett	$0
14	Habersham	$366,210
25	Hall	$41,600
-	Hancock	$0
36	Haralson	$10,800
37	Harris	$7,200
-	Hart	$0
-	Heard	$0
-	Henry	$0
-	Houston	$0
-	Irwin	$0
-	Jackson	$0
-	Jasper	$0
-	Jeff Davis	$0
-	Jefferson	$0
-	Jenkins	$0
43	Johnson	$1,125
-	Jones	$0
-	Lamar	$0
-	Lanier	$0
-	Laurens	$0
39	Lee	$5,066
-	Liberty	$0
-	Lincoln	$0
-	Long	$0
34	Lowndes	$17,820
-	Lumpkin	$0
7	Macon	$910,000
32	Madison	$20,341
-	Marion	$0
-	McDuffie	$0
-	McIntosh	$0
-	Meriwether	$0
-	Miller	$0
-	Mitchell	$0
-	Monroe	$0
-	Montgomery	$1
-	Morgan	$0
-	Murray	$0
-	Muscogee	$0
-	Newton	$0
-	Oconee	$0
-	Oglethorpe	$0
30	Paulding	$22,200
-	Peach	$0
-	Pickens	$0
-	Pierce	$0
-	Pike	$0
23	Polk	$53,340
-	Pulaski	$0
-	Putnam	$0
-	Quitman	$0
-	Rabun	$0
-	Randolph	$0
-	Richmond	$0
41	Rockdale	$3,750
-	Schley	$0
-	Screven	$0

Rank	County	Farm gate
-	Seminole	$0
-	Spalding	$0
-	Stephens	$0
-	Stewart	$0
-	Sumter	$0
-	Talbot	$0
-	Taliaferro	$0
9	Tattnall	$477,300
-	Taylor	$0
12	Telfair	$381,450
-	Terrell	$0
-	Thomas	$0
3	Tift	$10,675,000
4	Toombs	$5,570,000
45	Towns	$200
-	Treutlen	$0
-	Troup	$0
-	Turner	$0
-	Twiggs	$0
11	Union	$389,450
-	Upson	$0
-	Walker	$0
-	Walton	$0
-	Ware	$0
19	Warren	$92,800
-	Washington	$0
13	Wayne	$376,000
21	Webster	$76,500
17	Wheeler	$150,200
-	White	$0
-	Whitfield	$0
-	Wilcox	$0
-	Wilkes	$0
-	Wilkinson	$0
2	Worth	$13,455,000
	Totals & Avg.	**$61,471,332**

Percent of Vegetables 4.61%

Top Ten Counties by Value - Greens

County	Farm gate Value
Colquitt	$22,979,000
Worth	$13,455,000
Tift	$10,675,000
Toombs	$5,570,000
Grady	$1,899,600
Echols	$1,472,500
Macon	$910,000
Brooks	$643,500
Tattnall	$477,300
Dooly	$389,800

Top Ten Counties

For Greens

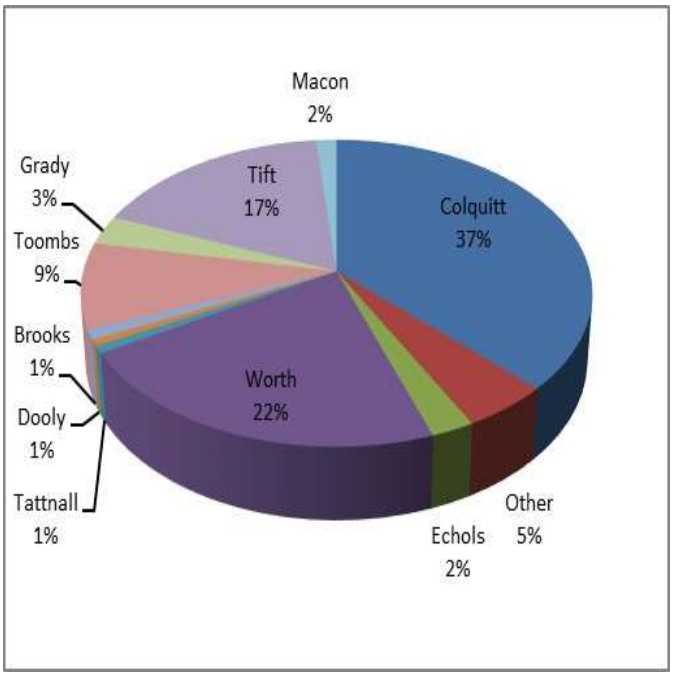

Okra Farm Gate Value 2023

Rank	County	Acres	Farm gate
-	Appling	0	$0
-	Atkinson	0	$0
-	Bacon	0	$0
14	Baker	15	$22,500
-	Baldwin	0	$0
-	Banks	0	$0
-	Barrow	0	$0
-	Bartow	0	$0
-	Ben Hill	0	$0
-	Berrien	0	$0
-	Bibb	0	$0
-	Bleckley	0	$0
-	Brantley	0	$0
35	Brooks	2	$1,917
-	Bryan	0	$0
-	Bulloch	0	$0
-	Burke	0	$0
-	Butts	0	$0
-	Calhoun	0	$0
-	Camden	0	$0
26	Candler	1	$6,000
13	Carroll	4	$26,000
36	Catoosa	2	$1,320
-	Charlton	0	$0
-	Chatham	0	$0
-	Chattahoochee	0	$0
-	Chattooga	0	$0
-	Cherokee	0	$0
-	Clarke	0	$0
-	Clay	0	$0
-	Clayton	0	$0
-	Clinch	0	$0
-	Cobb	0	$0
-	Coffee	0	$0
27	Colquitt	1	$6,000
-	Columbia	0	$0
-	Cook	0	$0
-	Coweta	0	$0
-	Crawford	0	$0
-	Crisp	0	$0
19	Dade	2	$12,000
-	Dawson	0	$0
-	Decatur	0	$0
-	Dekalb	0	$0
34	Dodge	0	$2,940
-	Dooly	0	$0
-	Dougherty	0	$0
-	Douglas	0	$0
-	Early	0	$0
-	Echols	0	$0
38	Effingham	0	$600
2	Elbert	10	$120,000
-	Emanuel	0	$0
-	Evans	0	$0
-	Fannin	0	$0
28	Fayette	1	$6,000
16	Floyd	1	$13,200
29	Forsyth	1	$6,000
-	Franklin	0	$0
24	Fulton	1	$6,500
9	Gilmer	6	$36,000
18	Glascock	2	$12,040

Rank	County	Acres	Farm gate
-	Glynn	0	$0
11	Gordon	2	$30,000
20	Grady	2	$12,000
-	Greene	0	$0
-	Gwinnett	0	$0
4	Habersham	8	$80,000
8	Hall	7	$42,000
-	Hancock	0	$0
6	Haralson	10	$60,000
-	Harris	0	$0
-	Hart	0	$0
-	Heard	0	$0
-	Henry	0	$0
-	Houston	0	$0
-	Irwin	0	$0
-	Jackson	0	$0
-	Jasper	0	$0
-	Jeff Davis	0	$0
-	Jefferson	0	$0
-	Jenkins	0	$0
-	Johnson	0	$0
-	Jones	0	$0
-	Lamar	0	$0
-	Lanier	0	$0
33	Laurens	1	$3,000
-	Lee	0	$0
-	Liberty	0	$0
-	Lincoln	0	$0
-	Long	0	$0
-	Lowndes	0	$0
-	Lumpkin	0	$0
25	Macon	1	$6,500
30	Madison	1	$6,000
-	Marion	0	$0
-	McDuffie	0	$0
-	McIntosh	0	$0
-	Meriwether	0	$0
-	Miller	0	$0
22	Mitchell	2	$9,000
-	Monroe	0	$0
37	Montgomery	0	$1,020
-	Morgan	0	$0
-	Murray	0	$0
-	Muscogee	0	$0
-	Newton	0	$0
-	Oconee	0	$0
-	Oglethorpe	0	$0
7	Paulding	7	$45,500
-	Peach	0	$0
-	Pickens	0	$0
-	Pierce	0	$0
-	Pike	0	$0
23	Polk	17	$7,480
-	Pulaski	0	$0
-	Putnam	0	$0
-	Quitman	0	$0
12	Rabun	5	$30,000
-	Randolph	0	$0
-	Richmond	0	$0
-	Rockdale	0	$0
-	Schley	0	$0
-	Screven	0	$0

Rank	County	Acres	Farm gate
-	Seminole	0	$0
-	Spalding	0	$0
-	Stephens	0	$0
-	Stewart	0	$0
-	Sumter	0	$0
-	Talbot	0	$0
-	Taliaferro	0	$0
-	Tattnall	0	$0
-	Taylor	0	$0
1	Telfair	100	$358,750
10	Terrell	2	$30,188
-	Thomas	0	$0
-	Tift	0	$0
31	Toombs	1	$6,000
-	Towns	0	$0
-	Treutlen	0	$0
-	Troup	0	$0
-	Turner	0	$0
-	Twiggs	0	$0
17	Union	2	$13,000
-	Upson	0	$0
32	Walker	1	$4,500
-	Walton	0	$0
-	Ware	0	$0
21	Warren	4	$12,000
-	Washington	0	$0
3	Wayne	15	$105,000
-	Webster	0	$0
5	Wheeler	15	$67,500
-	White	0	$0
-	Whitfield	0	$0
-	Wilcox	0	$0
-	Wilkes	0	$0
-	Wilkinson	0	$0
15	Worth	3	$18,000
	Totals & Avg.	**255**	**$1,226,455**

Percent of Vegetables 0.09%

Top Ten Counties by Value - Okra

County	Acres	Farm gate Value
Telfair	100	$358,750
Elbert	10	$120,000
Wayne	15	$105,000
Habersham	8	$80,000
Wheeler	15	$67,500
Haralson	10	$60,000
Paulding	7	$45,500
Hall	7	$42,000
Gilmer	6	$36,000
Terrell	2	$30,188

Top Ten Counties

For Okra

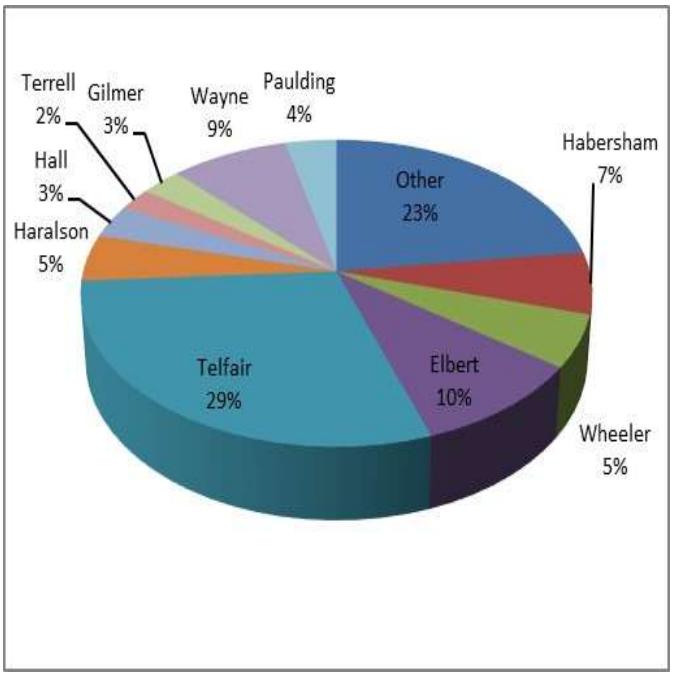

Onions Farm Gate Value 2023

Rank	County	Acres	Farm gate Value
-	Appling		$0
-	Atkinson		$0
-	Bacon		$0
-	Baker		$0
-	Baldwin		$0
-	Banks		$0
21	Barrow		$78
-	Bartow		$0
-	Ben Hill		$0
-	Berrien		$0
-	Bibb		$0
-	Bleckley		$0
-	Brantley		$0
17	Brooks		$3,888
-	Bryan		$0
4	Bulloch	827	$13,397,400
-	Burke		$0
-	Butts		$0
-	Calhoun		$0
-	Camden		$0
5	Candler	395	$7,821,000
-	Carroll		$0
-	Catoosa		$0
-	Charlton		$0
-	Chatham		$0
-	Chattahoochee		$0
-	Chattooga		$0
-	Cherokee		$0
-	Clarke		$0
-	Clay		$0
-	Clayton		$0
-	Clinch		$0
-	Cobb		$0
-	Coffee		$0
-	Colquitt		$0
-	Columbia		$0
-	Cook		$0
-	Coweta		$0
-	Crawford		$0
-	Crisp		$0
15	Dade	1	$14,400
-	Dawson		$0
-	Decatur		$0
-	Dekalb		$0
-	Dodge		$0
-	Dooly		$0
-	Dougherty		$0
-	Douglas		$0
-	Early		$0
-	Echols		$0
16	Effingham		$4,050
-	Elbert		$0
8	Emanuel	200	$3,240,000
3	Evans	1,055	$20,889,000
-	Fannin		$0
15	Fayette	1	$14,400
-	Floyd		$0
-	Forsyth		$0
-	Franklin		$0
-	Fulton		$0
-	Gilmer		$0
-	Glascock		$0

Rank	County	Acres	Farm gate Value
-	Glynn		$0
-	Gordon		$0
-	Grady		$0
-	Greene		$0
-	Gwinnett		$0
-	Habersham		$0
14	Hall	1	$16,200
-	Hancock		$0
-	Haralson		$0
-	Harris		$0
-	Hart		$0
-	Heard		$0
-	Henry		$0
-	Houston		$0
-	Irwin		$0
-	Jackson		$0
-	Jasper		$0
-	Jeff Davis		$0
-	Jefferson		$0
-	Jenkins		$0
9	Johnson	50	$750,000
-	Jones		$0
-	Lamar		$0
-	Lanier		$0
13	Laurens	2	$27,000
20	Lee		$162
-	Liberty		$0
-	Lincoln		$0
-	Long		$0
-	Lowndes		$0
-	Lumpkin		$0
-	Macon		$0
18	Madison		$1,530
-	Marion		$0
-	McDuffie		$0
-	McIntosh		$0
-	Meriwether		$0
-	Miller		$0
-	Mitchell		$0
-	Monroe		$0
7	Montgomery	351	$5,686,200
-	Morgan		$0
-	Murray		$0
-	Muscogee		$0
-	Newton		$0
-	Oconee		$0
-	Oglethorpe		$0
19	Paulding	1	$1,200
-	Peach		$0
-	Pickens		$0
-	Pierce		$0
-	Pike		$0
-	Polk		$0
-	Pulaski		$0
-	Putnam		$0
-	Quitman		$0
-	Rabun		$0
-	Randolph		$0
-	Richmond		$0
-	Rockdale		$0
-	Schley		$0
-	Screven		$0

Rank	County	Acres	Farm gate Value
-	Seminole		$0
-	Spalding		$0
-	Stephens		$0
-	Stewart		$0
-	Sumter		$0
-	Talbot		$0
-	Taliaferro		$0
1	Tattnall	4,101	$66,436,200
-	Taylor		$0
10	Telfair	11	$154,000
-	Terrell		$0
-	Thomas		$0
12	Tift	2	$32,400
2	Toombs	3,825	$61,965,000
-	Towns		$0
-	Treutlen		$0
-	Troup		$0
-	Turner		$0
-	Twiggs		$0
11	Union	3	$51,300
-	Upson		$0
-	Walker		$0
-	Walton		$0
-	Ware		$0
-	Warren		$0
-	Washington		$0
6	Wayne	734	$6,606,000
-	Webster		$0
-	Wheeler		$0
-	White		$0
-	Whitfield		$0
-	Wilcox		$0
-	Wilkes		$0
-	Wilkinson		$0
-	Worth		$0
	Totals & Avg.	**11,560**	**$187,111,408**

Percent of Vegetables 14.04%

Top Ten Counties by Value - Onions

County	Acres	Farm gate Value
Tattnall	4,101	$66,436,200
Toombs	3,825	$61,965,000
Evans	1,055	$20,889,000
Bulloch	827	$13,397,400
Candler	395	$7,821,000
Wayne	734	$6,606,000
Montgomery	351	$5,686,200
Emanuel	200	$3,240,000
Johnson	50	$750,000
Telfair	11	$154,000

Top Ten Counties

For Onions

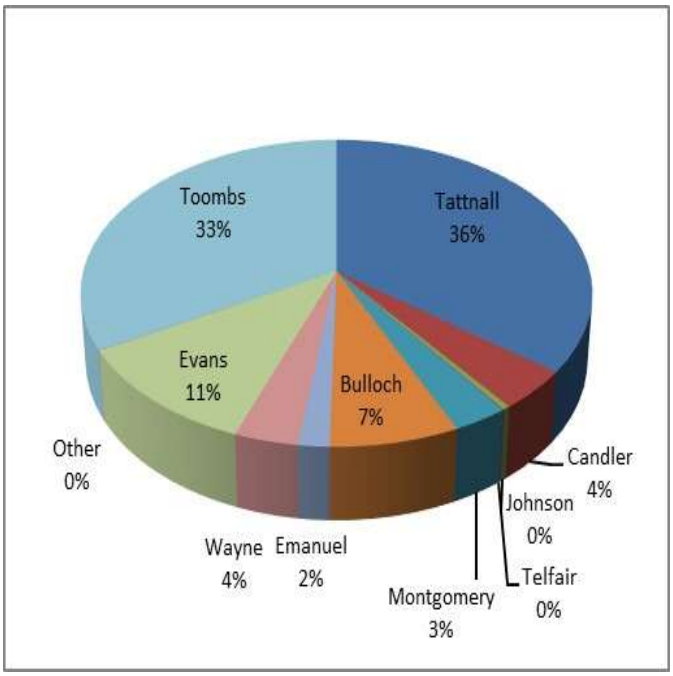

Other Peppers (banana & hot peppers) Farm Gate Value 2023

Rank	County	Acres	Farm gate
-	Appling	0	$0
-	Atkinson	0	$0
-	Bacon	0	$0
-	Baker	0	$0
-	Baldwin	0	$0
-	Banks	0	$0
-	Barrow	0	$0
-	Bartow	0	$0
-	Ben Hill	0	$0
-	Berrien	0	$0
-	Bibb	0	$0
-	Bleckley	0	$0
-	Brantley	0	$0
10	Brooks	19	$342,000
-	Bryan	0	$0
-	Bulloch	0	$0
-	Burke	0	$0
-	Butts	0	$0
-	Calhoun	0	$0
-	Camden	0	$0
-	Candler	0	$0
18	Carroll	1	$23,400
-	Catoosa	0	$0
-	Charlton	0	$0
-	Chatham	0	$0
-	Chattahoochee	0	$0
-	Chattooga	0	$0
-	Cherokee	0	$0
-	Clarke	0	$0
-	Clay	0	$0
-	Clayton	0	$0
-	Clinch	0	$0
-	Cobb	0	$0
-	Coffee	0	$0
2	Colquitt	200	$5,600,000
-	Columbia	0	$0
6	Cook	64	$1,792,000
-	Coweta	0	$0
-	Crawford	0	$0
-	Crisp	0	$0
-	Dade	0	$0
-	Dawson	0	$0
-	Decatur	0	$0
-	Dekalb	0	$0
-	Dodge	0	$0
-	Dooly	0	$0
-	Dougherty	0	$0
-	Douglas	0	$0
-	Early	0	$0
7	Echols	45	$699,000
17	Effingham	2	$24,000
-	Elbert	0	$0
-	Emanuel	0	$0
-	Evans	0	$0
21	Fannin	2	$19,200

Rank	County	Acres	Farm gate
26	Fayette	1	$7,200
23	Floyd	1	$16,000
24	Forsyth	1	$14,400
-	Franklin	0	$0
19	Fulton	1	$23,400
13	Gilmer	5	$108,000
-	Glascock	0	$0
-	Glynn	0	$0
20	Gordon	1	$21,600
4	Grady	198	$3,603,600
-	Greene	0	$0
-	Gwinnett	0	$0
-	Habersham	0	$0
28	Hall	4	$56
-	Hancock	0	$0
-	Haralson	0	$0
-	Harris	0	$0
-	Hart	0	$0
-	Heard	0	$0
-	Henry	0	$0
-	Houston	0	$0
-	Irwin	0	$0
-	Jackson	0	$0
-	Jasper	0	$0
-	Jeff Davis	0	$0
-	Jefferson	0	$0
-	Jenkins	0	$0
-	Johnson	0	$0
-	Jones	0	$0
-	Lamar	0	$0
-	Lanier	0	$0
25	Laurens	1	$14,400
27	Lee	0	$864
-	Liberty	0	$0
-	Lincoln	0	$0
-	Long	0	$0
5	Lowndes	138	$3,477,600
-	Lumpkin	0	$0
16	Macon	1	$27,000
-	Madison	0	$0
-	Marion	0	$0
-	McDuffie	0	$0
-	McIntosh	0	$0
-	Meriwether	0	$0
-	Miller	0	$0
9	Mitchell	20	$480,000
-	Monroe	0	$0
-	Montgomery	0	$0
-	Morgan	0	$0
-	Murray	0	$0
-	Muscogee	0	$0
-	Newton	0	$0
-	Oconee	0	$0
-	Oglethorpe	0	$0
14	Paulding	2	$46,800

Rank	County	Acres	Farm gate
-	Peach	0	$0
-	Pickens	0	$0
-	Pierce	0	$0
-	Pike	0	$0
-	Polk	0	$0
-	Pulaski	0	$0
-	Putnam	0	$0
-	Quitman	0	$0
8	Rabun	25	$540,000
-	Randolph	0	$0
-	Richmond	0	$0
-	Rockdale	0	$0
-	Schley	0	$0
-	Screven	0	$0
-	Seminole	0	$0
-	Spalding	0	$0
-	Stephens	0	$0
-	Stewart	0	$0
-	Sumter	0	$0
-	Talbot	0	$0
-	Taliaferro	0	$0
22	Tattnall	2	$19,196
-	Taylor	0	$0
11	Telfair	9	$162,000
-	Terrell	0	$0
-	Thomas	0	$0
1	Tift	300	$8,400,000
15	Toombs	4	$38,400
-	Towns	0	$0
-	Treutlen	0	$0
-	Troup	0	$0
-	Turner	0	$0
-	Twiggs	0	$0
12	Union	4	$144,000
-	Upson	0	$0
-	Walker	0	$0
-	Walton	0	$0
-	Ware	0	$0
-	Warren	0	$0
-	Washington	0	$0
-	Wayne	0	$0
-	Webster	0	$0
-	Wheeler	0	$0
-	White	0	$0
-	Whitfield	0	$0
-	Wilcox	0	$0
-	Wilkes	0	$0
-	Wilkinson	0	$0
3	Worth	150	$4,240,000
	Totals & Avg.	**1201**	**$29,884,116**

Percent of Vegetables
2.24%

Other Vegetables Farm Gate Value 2023

Rank	County	Farm gate
38	Appling	$2,621,200
102	Atkinson	$37,800
-	Bacon	$0
24	Baker	$8,171,850
107	Baldwin	$18,000
63	Banks	$577,500
66	Barrow	$400,625
31	Bartow	$4,885,764
39	Ben Hill	$2,497,000
21	Berrien	$11,218,764
108	Bibb	$7,200
-	Bleckley	$0
81	Brantley	$209,375
7	Brooks	$30,535,877
-	Bryan	$0
28	Bulloch	$5,551,100
64	Burke	$550,550
-	Butts	$0
75	Calhoun	$259,600
-	Camden	$0
44	Candler	$1,660,200
65	Carroll	$542,961
89	Catoosa	$117,102
-	Charlton	$0
-	Chatham	$0
-	Chattahoochee	$0
-	Chattooga	$0
56	Cherokee	$947,800
62	Clarke	$580,000
-	Clay	$0
-	Clayton	$0
-	Clinch	$0
96	Cobb	$84,200
45	Coffee	$1,624,000
1	Colquitt	$179,401,540
47	Columbia	$1,544,275
9	Cook	$26,017,085
82	Coweta	$180,000
-	Crawford	$0
8	Crisp	$27,504,200
60	Dade	$658,435
52	Dawson	$1,213,000
2	Decatur	$119,394,100
-	Dekalb	$0
14	Dodge	$17,469,144
26	Dooly	$6,602,350
99	Dougherty	$73,700
98	Douglas	$77,000
101	Early	$55,500
5	Echols	$58,906,500
42	Effingham	$1,914,812
86	Elbert	$122,400
-	Emanuel	$0
51	Evans	$1,283,400
49	Fannin	$1,494,900

Rank	County	Farm gate
83	Fayette	$178,825
32	Floyd	$3,891,700
43	Forsyth	$1,776,450
105	Franklin	$20,000
59	Fulton	$803,094
40	Gilmer	$2,443,580
61	Glascock	$647,790
-	Glynn	$0
74	Gordon	$279,140
13	Grady	$17,724,760
-	Greene	$0
-	Gwinnett	$0
23	Habersham	$8,526,323
29	Hall	$5,355,706
-	Hancock	$0
54	Haralson	$1,193,920
76	Harris	$238,052
106	Hart	$18,300
-	Heard	$0
-	Henry	$0
-	Houston	$0
57	Irwin	$936,000
97	Jackson	$80,000
71	Jasper	$338,250
80	Jeff Davis	$210,000
-	Jefferson	$0
58	Jenkins	$810,000
79	Johnson	$210,670
73	Jones	$300,000
-	Lamar	$0
-	Lanier	$0
68	Laurens	$393,350
20	Lee	$12,282,862
84	Liberty	$125,000
85	Lincoln	$124,100
-	Long	$0
17	Lowndes	$13,767,170
92	Lumpkin	$110,400
25	Macon	$7,149,250
77	Madison	$235,275
111	Marion	$3,644
-	McDuffie	$0
-	McIntosh	$0
103	Meriwether	$28,500
53	Miller	$1,202,000
4	Mitchell	$64,747,425
-	Monroe	$0
55	Montgomery	$1,057,083
87	Morgan	$117,920
-	Murray	$0
110	Muscogee	$5,000
33	Newton	$3,600,900
104	Oconee	$23,962
100	Oglethorpe	$72,010
69	Paulding	$379,220

Rank	County	Farm gate
27	Peach	$6,375,000
-	Pickens	$0
-	Pierce	$0
78	Pike	$230,000
34	Polk	$3,521,900
50	Pulaski	$1,320,000
72	Putnam	$324,000
-	Quitman	$0
19	Rabun	$12,656,950
-	Randolph	$0
91	Richmond	$111,900
88	Rockdale	$117,150
-	Schley	$0
36	Screven	$2,942,055
15	Seminole	$17,227,200
109	Spalding	$6,720
67	Stephens	$400,000
-	Stewart	$0
30	Sumter	$4,957,688
-	Talbot	$0
-	Taliaferro	$0
11	Tattnall	$25,493,375
-	Taylor	$0
10	Telfair	$25,994,845
70	Terrell	$369,500
46	Thomas	$1,618,410
3	Tift	$93,784,240
12	Toombs	$22,479,350
94	Towns	$96,600
-	Treutlen	$0
-	Troup	$0
18	Turner	$12,789,488
-	Twiggs	$0
37	Union	$2,855,953
-	Upson	$0
90	Walker	$114,700
-	Walton	$0
41	Ware	$2,066,900
48	Warren	$1,514,600
95	Washington	$93,500
35	Wayne	$3,225,300
93	Webster	$99,600
22	Wheeler	$11,014,571
-	White	$0
-	Whitfield	$0
16	Wilcox	$17,079,340
-	Wilkes	$0
-	Wilkinson	$0
6	Worth	$58,393,425
	Totals & Avg.	**$997,692,700**

Percent of Vegetables
74.86%

Snap Beans Farm Gate Value 2023

Rank	County	Acres	Farm gate
-	Appling	0	$0
-	Atkinson	0	$0
-	Bacon	0	$0
-	Baker	0	$0
-	Baldwin	0	$0
-	Banks	0	$0
-	Barrow	0	$0
-	Bartow	0	$0
-	Ben Hill	0	$0
17	Berrien	32	$84,864
-	Bibb	0	$0
-	Bleckley	0	$0
-	Brantley	0	$0
6	Brooks	404	$969,600
-	Bryan	0	$0
-	Bulloch	0	$0
11	Burke	50	$437,500
-	Butts	0	$0
-	Calhoun	0	$0
-	Camden	0	$0
-	Candler	0	$0
22	Carroll	3	$10,200
-	Catoosa	0	$0
-	Charlton	0	$0
-	Chatham	0	$0
-	Chattahoochee	0	$0
-	Chattooga	0	$0
-	Cherokee	0	$0
-	Clarke	0	$0
-	Clay	0	$0
-	Clayton	0	$0
-	Clinch	0	$0
-	Cobb	0	$0
-	Coffee	0	$0
7	Colquitt	200	$960,000
-	Columbia	0	$0
-	Cook	0	$0
-	Coweta	0	$0
-	Crawford	0	$0
9	Crisp	204	$652,800
-	Dade	0	$0
-	Dawson	0	$0
-	Decatur	0	$0
-	Dekalb	0	$0
-	Dodge	0	$0
10	Dooly	140	$652,800
-	Dougherty	0	$0
-	Douglas	0	$0
-	Early	0	$0
-	Echols	0	$0
-	Effingham	0	$0
-	Elbert	0	$0
-	Emanuel	0	$0
-	Evans	0	$0
-	Fannin	0	$0
27	Fayette	1	$3,200
23	Floyd	1	$7,200
-	Forsyth	0	$0
-	Franklin	0	$0
-	Fulton	0	$0
-	Gilmer	0	$0
-	Glascock	0	$0

Rank	County	Acres	Farm gate
-	Glynn	0	$0
-	Gordon	0	$0
16	Grady	36	$103,680
-	Greene	0	$0
-	Gwinnett	0	$0
-	Habersham	0	$0
21	Hall	5	$16,000
-	Hancock	0	$0
-	Haralson	0	$0
-	Harris	0	$0
-	Hart	0	$0
-	Heard	0	$0
28	Henry	2	$2,865
-	Houston	0	$0
-	Irwin	0	$0
-	Jackson	0	$0
-	Jasper	0	$0
14	Jeff Davis	210	$210,000
-	Jefferson	0	$0
-	Jenkins	0	$0
-	Johnson	0	$0
-	Jones	0	$0
-	Lamar	0	$0
-	Lanier	0	$0
-	Laurens	0	$0
4	Lee	588	$1,881,600
-	Liberty	0	$0
-	Lincoln	0	$0
-	Long	0	$0
-	Lowndes	0	$0
-	Lumpkin	0	$0
8	Macon	250	$800,000
-	Madison	0	$0
-	Marion	0	$0
-	McDuffie	0	$0
-	McIntosh	0	$0
-	Meriwether	0	$0
-	Miller	0	$0
-	Mitchell	0	$0
-	Monroe	0	$0
-	Montgomery	0	$0
-	Morgan	0	$0
-	Murray	0	$0
-	Muscogee	0	$0
-	Newton	0	$0
-	Oconee	0	$0
-	Oglethorpe	0	$0
25	Paulding	1	$3,400
-	Peach	0	$0
-	Pickens	0	$0
-	Pierce	0	$0
-	Pike	0	$0
-	Polk	0	$0
-	Pulaski	0	$0
-	Putnam	0	$0
-	Quitman	0	$0
19	Rabun	15	$48,000
-	Randolph	0	$0
-	Richmond	0	$0
-	Rockdale	0	$0
-	Schley	0	$0
-	Screven	0	$0

Rank	County	Acres	Farm gate
13	Seminole	250	$260,000
24	Spalding	3	$6,720
-	Stephens	0	$0
-	Stewart	0	$0
3	Sumter	900	$2,160,000
-	Talbot	0	$0
-	Taliaferro	0	$0
15	Tattnall	36	$109,488
-	Taylor	0	$0
20	Telfair	20	$48,000
-	Terrell	0	$0
-	Thomas	0	$0
2	Tift	520	$2,496,000
-	Toombs	0	$0
-	Towns	0	$0
-	Treutlen	0	$0
-	Troup	0	$0
-	Turner	0	$0
-	Twiggs	0	$0
26	Union	1	$3,400
-	Upson	0	$0
-	Walker	0	$0
-	Walton	0	$0
-	Ware	0	$0
-	Warren	0	$0
-	Washington	0	$0
18	Wayne	25	$59,500
-	Webster	0	$0
12	Wheeler	160	$400,000
-	White	0	$0
-	Whitfield	0	$0
5	Wilcox	320	$1,024,000
-	Wilkes	0	$0
-	Wilkinson	0	$0
1	Worth	550	$2,520,000
	Totals & Avg.	**4927**	**$15,930,817**

Percent of Vegetables 0.05%

Top Ten Counties by Value - Snap Beans

County	Acres	Farm gate Value
Worth	550	$2,520,000
Tift	520	$2,496,000
Sumter	900	$2,160,000
Lee	588	$1,881,600
Wilcox	320	$1,024,000
Brooks	404	$969,600
Colquitt	200	$960,000
Macon	250	$800,000
Crisp	204	$652,800
Dooly	140	$652,800

Top Ten Counties

For Snap Beans

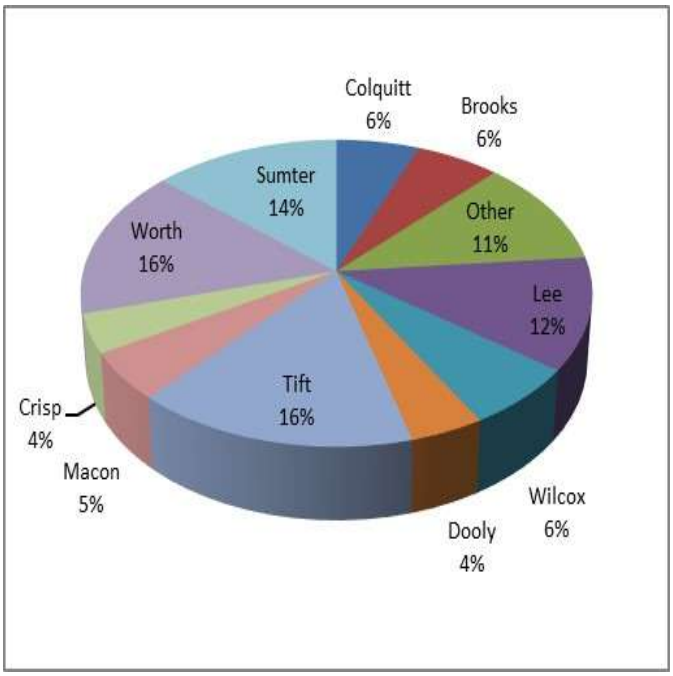

Southern Peas Farm Gate Value 2023

Rank	County	Acres	Farm gate
-	Appling	0	$0
-	Atkinson	0	$0
-	Bacon	0	$0
33	Baker	3	$2,400
-	Baldwin	0	$0
-	Banks	0	$0
-	Barrow	0	$0
-	Bartow	0	$0
-	Ben Hill	0	$0
-	Berrien	0	$0
-	Bibb	0	$0
-	Bleckley	0	$0
-	Brantley	0	$0
14	Brooks	28	$73,500
-	Bryan	0	$0
-	Bulloch	0	$0
-	Burke	0	$0
-	Butts	0	$0
17	Calhoun	28	$61,600
-	Camden	0	$0
-	Candler	0	$0
27	Carroll	2	$5,200
-	Catoosa	0	$0
-	Charlton	0	$0
-	Chatham	0	$0
-	Chattahoochee	0	$0
-	Chattooga	0	$0
-	Cherokee	0	$0
-	Clarke	0	$0
-	Clay	0	$0
-	Clayton	0	$0
-	Clinch	0	$0
-	Cobb	0	$0
32	Coffee	2	$2,800
16	Colquitt	25	$67,500
-	Columbia	0	$0
-	Cook	0	$0
-	Coweta	0	$0
-	Crawford	0	$0
-	Crisp	0	$0
-	Dade	0	$0
-	Dawson	0	$0
20	Decatur	17	$30,600
-	Dekalb	0	$0
7	Dodge	33	$199,860
4	Dooly	119	$267,750
-	Dougherty	0	$0
-	Douglas	0	$0
-	Early	0	$0
-	Echols	0	$0
-	Effingham	0	$0
-	Elbert	0	$0
-	Emanuel	0	$0
-	Evans	0	$0
-	Fannin	0	$0
34	Fayette	1	$1,125
-	Floyd	0	$0
-	Forsyth	0	$0
-	Franklin	0	$0
-	Fulton	0	$0
25	Gilmer	6	$7,200
-	Glascock	0	$0

Rank	County	Acres	Farm gate
-	Glynn	0	$0
-	Gordon	0	$0
3	Grady	232	$464,000
-	Greene	0	$0
-	Gwinnett	0	$0
-	Habersham	0	$0
24	Hall	4	$10,500
-	Hancock	0	$0
-	Haralson	0	$0
-	Harris	0	$0
-	Hart	0	$0
-	Heard	0	$0
-	Henry	0	$0
-	Houston	0	$0
-	Irwin	0	$0
-	Jackson	0	$0
-	Jasper	0	$0
-	Jeff Davis	0	$0
-	Jefferson	0	$0
-	Jenkins	0	$0
8	Johnson	140	$155,625
-	Jones	0	$0
-	Lamar	0	$0
-	Lanier	0	$0
21	Laurens	13	$29,250
-	Lee	0	$0
-	Liberty	0	$0
-	Lincoln	0	$0
-	Long	0	$0
23	Lowndes	35	$18,900
-	Lumpkin	0	$0
13	Macon	35	$110,250
-	Madison	0	$64
30	Marion	17	$3,494
-	McDuffie	0	$0
-	McIntosh	0	$0
-	Meriwether	0	$0
-	Miller	0	$0
5	Mitchell	130	$234,000
-	Monroe	0	$0
-	Montgomery	0	$0
-	Morgan	0	$0
-	Murray	0	$0
-	Muscogee	0	$0
-	Newton	0	$0
31	Oconee	2	$3,000
-	Oglethorpe	0	$0
28	Paulding	2	$5,200
-	Peach	0	$0
-	Pickens	0	$0
-	Pierce	0	$0
-	Pike	0	$0
-	Polk	0	$0
12	Pulaski	100	$120,000
-	Putnam	0	$0
-	Quitman	0	$0
-	Rabun	0	$0
-	Randolph	0	$0
-	Richmond	0	$0
-	Rockdale	0	$0
-	Schley	0	$0
-	Screven	0	$0

Rank	County	Acres	Farm gate
10	Seminole	50	$144,000
-	Spalding	0	$0
-	Stephens	0	$0
-	Stewart	0	$0
-	Sumter	0	$0
-	Talbot	0	$0
-	Taliaferro	0	$0
18	Tattnall	61	$54,131
-	Taylor	0	$0
-	Telfair	0	$0
-	Terrell	0	$0
15	Thomas	27	$72,900
1	Tift	344	$928,800
19	Toombs	16	$35,000
-	Towns	0	$0
-	Treutlen	0	$0
-	Troup	0	$0
9	Turner	50	$147,000
-	Twiggs	0	$0
29	Union	2	$5,100
-	Upson	0	$0
-	Walker	0	$0
-	Walton	0	$0
-	Ware	0	$0
11	Warren	50	$121,000
22	Washington	20	$20,000
6	Wayne	70	$212,800
26	Webster	2	$5,400
-	Wheeler	0	$0
-	White	0	$0
-	Whitfield	0	$0
-	Wilcox	0	$0
-	Wilkes	0	$0
-	Wilkinson	0	$0
2	Worth	250	$675,000
	Totals & Avg.	**1916**	**$4,294,949**

Percent of Vegetables 0.32%

Top Ten Counties by Value - Southern Peas

County	Acres	Farm gate Value
Tift	344	$928,800
Worth	250	$675,000
Grady	232	$464,000
Dooly	119	$267,750
Mitchell	130	$234,000
Wayne	70	$212,800
Dodge	33	$199,860
Johnson	140	$155,625
Turner	50	$147,000
Seminole	50	$144,000

Top Ten Counties

For Southern Peas

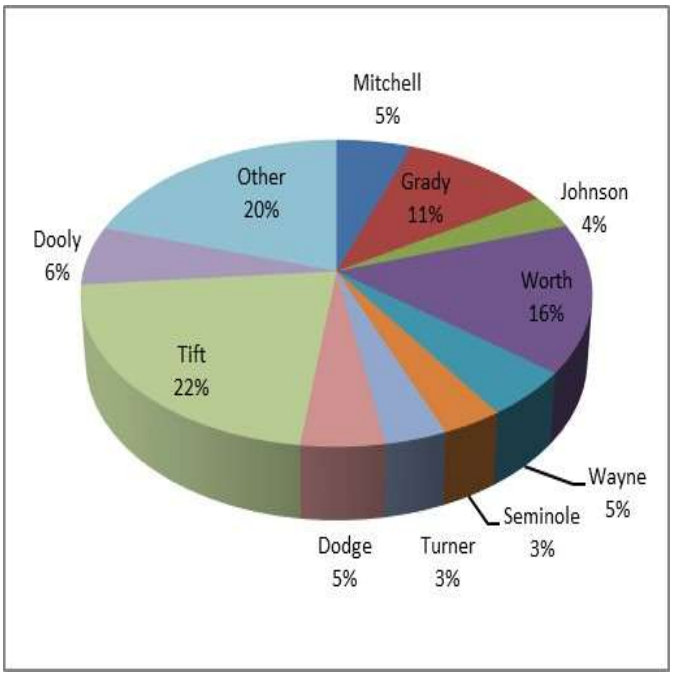

Squash (yellow & winter) Farm Gate Value 2023

Rank	County	Acres	Farm gate
8	Appling	86	$1,032,000
-	Atkinson	0	$0
-	Bacon	0	$0
41	Baker	7	$11,700
-	Baldwin	0	$0
-	Banks	0	$0
-	Barrow	0	$0
-	Bartow	0	$0
-	Ben Hill	0	$0
-	Berrien	0	$0
-	Bibb	0	$0
-	Bleckley	0	$0
-	Brantley	0	$0
4	Brooks	208	$2,136,000
-	Bryan	0	$0
18	Bulloch	20	$240,000
-	Burke	0	$0
-	Butts	0	$0
-	Calhoun	0	$0
-	Camden	0	$0
26	Candler	6	$72,000
32	Carroll	4	$31,768
43	Catoosa	4	$8,000
-	Charlton	0	$0
-	Chatham	0	$0
-	Chattahoochee	0	$0
-	Chattooga	0	$0
50	Cherokee	1	$3,000
-	Clarke	0	$0
-	Clay	0	$0
-	Clayton	0	$0
-	Clinch	0	$0
-	Cobb	0	$0
-	Coffee	0	$0
2	Colquitt	560	$5,168,000
-	Columbia	0	$0
-	Cook	0	$0
-	Coweta	0	$0
-	Crawford	0	$0
15	Crisp	25	$300,000
33	Dade	3	$30,000
-	Dawson	0	$0
-	Decatur	0	$0
-	Dekalb	0	$0
-	Dodge	0	$0
-	Dooly	0	$0
-	Dougherty	0	$0
-	Douglas	0	$0
-	Early	0	$0
1	Echols	1500	$23,025,000
48	Effingham	0	$3,978
-	Elbert	0	$0
-	Emanuel	0	$0
-	Evans	0	$0
25	Fannin	8	$96,000
45	Fayette	1	$6,000
39	Floyd	1	$12,800
31	Forsyth	3	$36,000
-	Franklin	0	$0
30	Fulton	3	$45,000
14	Gilmer	30	$360,000
19	Glascock	20	$216,000

Rank	County	Acres	Farm gate
-	Glynn	0	$0
36	Gordon	2	$20,000
13	Grady	118	$654,900
-	Greene	0	$0
-	Gwinnett	0	$0
37	Habersham	26	$16,458
20	Hall	17	$204,000
-	Hancock	0	$0
-	Haralson	0	$0
44	Harris	1	$6,300
-	Hart	0	$0
-	Heard	0	$0
-	Henry	0	$0
-	Houston	0	$0
-	Irwin	0	$0
-	Jackson	0	$0
-	Jasper	0	$0
-	Jeff Davis	0	$0
-	Jefferson	0	$0
-	Jenkins	0	$0
-	Johnson	0	$0
-	Jones	0	$0
-	Lamar	0	$0
-	Lanier	0	$0
47	Laurens	1	$4,000
7	Lee	112	$1,185,600
-	Liberty	0	$0
-	Lincoln	0	$0
-	Long	0	$0
3	Lowndes	315	$2,672,800
-	Lumpkin	0	$0
29	Macon	5	$60,000
40	Madison	1	$12,200
-	Marion	0	$0
-	McDuffie	0	$0
-	McIntosh	0	$0
-	Meriwether	0	$0
-	Miller	0	$0
23	Mitchell	11	$154,000
-	Monroe	0	$0
49	Montgomery	0	$3,120
-	Morgan	0	$0
-	Murray	0	$0
-	Muscogee	0	$0
-	Newton	0	$0
-	Oconee	0	$0
-	Oglethorpe	0	$0
-	Paulding	0	$0
-	Peach	0	$0
-	Pickens	0	$0
-	Pierce	0	$0
-	Pike	0	$0
51	Polk	10	$3,000
-	Pulaski	0	$0
-	Putnam	0	$0
-	Quitman	0	$0
10	Rabun	75	$900,000
-	Randolph	0	$0
-	Richmond	0	$0
-	Rockdale	0	$0
-	Schley	0	$0
-	Screven	0	$0

Rank	County	Acres	Farm gate
-	Seminole	0	$0
-	Spalding	0	$0
-	Stephens	0	$0
-	Stewart	0	$0
9	Sumter	100	$1,000,000
-	Talbot	0	$0
-	Taliaferro	0	$0
24	Tattnall	9	$108,240
-	Taylor	0	$0
27	Telfair	18	$72,000
38	Terrell	1	$15,313
-	Thomas	0	$0
6	Tift	172	$1,614,800
17	Toombs	27	$252,000
42	Towns	1	$10,000
-	Treutlen	0	$0
-	Troup	0	$0
16	Turner	48	$266,640
-	Twiggs	0	$0
28	Union	5	$65,000
-	Upson	0	$0
46	Walker	1	$4,800
-	Walton	0	$0
11	Ware	80	$800,000
22	Warren	20	$165,000
35	Washington	2	$24,000
34	Wayne	10	$30,000
52	Webster	1	$1,200
12	Wheeler	109	$660,400
-	White	0	$0
-	Whitfield	0	$0
21	Wilcox	35	$175,000
-	Wilkes	0	$0
-	Wilkinson	0	$0
5	Worth	150	$1,650,000
	Totals & Avg.	**3973**	**$45,644,016**

Percent of Vegetables 0.00%

Top Ten Counties by Value - Squash (yellow & winter)

County	Acres	Farm gate Value
Echols	1500	$23,025,000
Colquitt	560	$5,168,000
Lowndes	315	$2,672,800
Brooks	208	$2,136,000
Worth	150	$1,650,000
Tift	172	$1,614,800
Lee	112	$1,185,600
Appling	86	$1,032,000
Sumter	100	$1,000,000
Rabun	75	$900,000

Top Ten Counties

For Squash (yellow & winter)

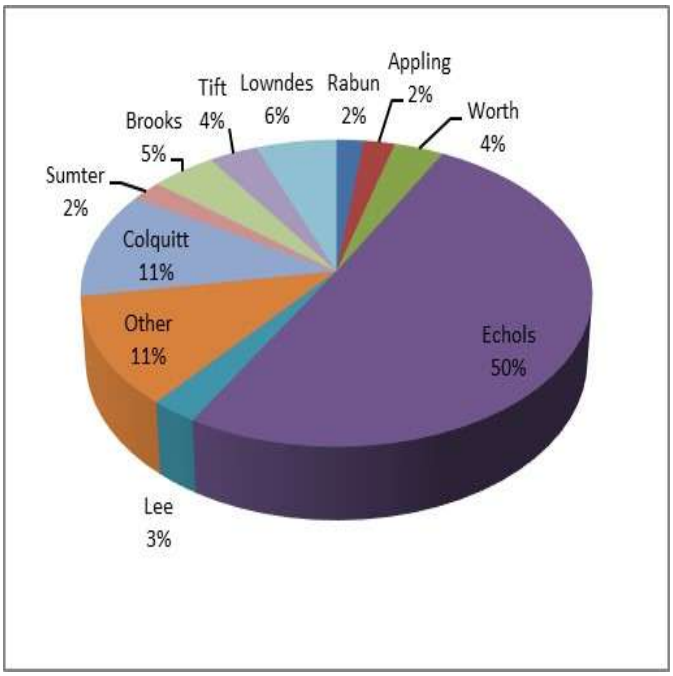

Sweet Corn Farm Gate Value 2023

Rank	County	Acres	Farm gate
-	Appling	0	$0
-	Atkinson	0	$0
-	Bacon	0	$0
14	Baker	75	$540,000
-	Baldwin	0	$0
21	Banks	20	$330,000
-	Barrow	0	$0
-	Bartow	0	$0
-	Ben Hill	0	$0
-	Berrien	0	$0
-	Bibb	0	$0
-	Bleckley	0	$0
-	Brantley	0	$0
-	Brooks	0	$0
-	Bryan	0	$0
39	Bulloch	5	$37,500
-	Burke	0	$0
-	Butts	0	$0
-	Calhoun	0	$0
-	Camden	0	$0
31	Candler	15	$105,000
46	Carroll	8	$19,200
55	Catoosa	4	$2,080
-	Charlton	0	$0
-	Chatham	0	$0
-	Chattahoochee	0	$0
-	Chattooga	0	$0
36	Cherokee	6	$61,500
-	Clarke	0	$0
-	Clay	0	$0
-	Clayton	0	$0
-	Clinch	0	$0
-	Cobb	0	$0
52	Coffee	2	$5,250
3	Colquitt	2300	$16,875,000
-	Columbia	0	$0
-	Cook	0	$0
-	Coweta	0	$0
-	Crawford	0	$0
-	Crisp	0	$0
30	Dade	15	$118,125
-	Dawson	0	$0
1	Decatur	9775	$68,520,000
-	Dekalb	0	$0
43	Dodge	2	$25,584
-	Dooly	0	$0
-	Dougherty	0	$0
-	Douglas	0	$0
-	Early	0	$0
-	Echols	0	$0
23	Effingham	60	$308,000
-	Elbert	0	$0
-	Emanuel	0	$0
-	Evans	0	$0
29	Fannin	25	$140,000
47	Fayette	3	$18,000
41	Floyd	2	$30,400
49	Forsyth	2	$12,000
-	Franklin	0	$0
54	Fulton	1	$3,200
17	Gilmer	80	$480,000
19	Glascock	35	$365,750

Rank	County	Acres	Farm gate
-	Glynn	0	$0
45	Gordon	3	$23,625
18	Grady	97	$388,000
-	Greene	0	$0
-	Gwinnett	0	$0
16	Habersham	400	$510,000
13	Hall	85	$573,750
-	Hancock	0	$0
-	Haralson	0	$0
27	Harris	12	$174,960
-	Hart	0	$0
-	Heard	0	$0
-	Henry	0	$0
-	Houston	0	$0
-	Irwin	0	$0
-	Jackson	0	$0
28	Jasper	20	$152,250
-	Jeff Davis	0	$0
-	Jefferson	0	$0
-	Jenkins	0	$0
38	Johnson	15	$46,420
-	Jones	0	$0
-	Lamar	0	$0
-	Lanier	0	$0
51	Laurens	2	$6,300
56	Lee	0	$480
-	Liberty	0	$0
33	Lincoln	7	$94,500
-	Long	0	$0
34	Lowndes	15	$94,500
-	Lumpkin	0	$0
11	Macon	100	$848,000
50	Madison	1	$7,500
-	Marion	0	$0
-	McDuffie	0	$0
-	McIntosh	0	$0
48	Meriwether	5	$14,100
8	Miller	410	$1,202,000
2	Mitchell	8350	$60,330,000
-	Monroe	0	$0
12	Montgomery	129	$820,526
-	Morgan	0	$0
-	Murray	0	$0
-	Muscogee	0	$0
-	Newton	0	$0
53	Oconee	2	$3,712
-	Oglethorpe	0	$0
37	Paulding	4	$60,000
-	Peach	0	$0
-	Pickens	0	$0
-	Pierce	0	$0
-	Pike	0	$0
24	Polk	25	$200,000
-	Pulaski	0	$0
22	Putnam	90	$324,000
-	Quitman	0	$0
9	Rabun	125	$937,500
-	Randolph	0	$0
35	Richmond	10	$67,500
-	Rockdale	0	$0
-	Schley	0	$0
-	Screven	0	$0

Rank	County	Acres	Farm gate
5	Seminole	630	$5,670,000
-	Spalding	0	$0
-	Stephens	0	$0
-	Stewart	0	$0
-	Sumter	0	$0
-	Talbot	0	$0
-	Taliaferro	0	$0
-	Tattnall	0	$0
-	Taylor	0	$0
26	Telfair	25	$187,500
32	Terrell	16	$100,000
-	Thomas	0	$0
7	Tift	190	$1,425,000
6	Toombs	617	$3,702,000
-	Towns	0	$0
-	Treutlen	0	$0
-	Troup	0	$0
-	Turner	0	$0
-	Twiggs	0	$0
15	Union	60	$540,000
-	Upson	0	$0
42	Walker	2	$30,400
-	Walton	0	$0
-	Ware	0	$0
10	Warren	110	$871,200
40	Washington	10	$33,000
20	Wayne	40	$340,000
-	Webster	0	$0
25	Wheeler	25	$196,875
-	White	0	$0
-	Whitfield	0	$0
44	Wilcox	7	$24,500
-	Wilkes	0	$0
-	Wilkinson	0	$0
4	Worth	1000	$6,750,000
	Totals & Avg.	**25074**	**$174,746,687**

Percent of Vegetables 13.11%

Top Ten Counties by Value - Sweet Corn

County	Acres	Farm gate Value
Decatur	9775	$68,520,000
Mitchell	8350	$60,330,000
Colquitt	2300	$16,875,000
Worth	1000	$6,750,000
Seminole	630	$5,670,000
Toombs	617	$3,702,000
Tift	190	$1,425,000
Miller	410	$1,202,000
Rabun	125	$937,500
Warren	110	$871,200

Top Ten Counties

For Sweet Corn

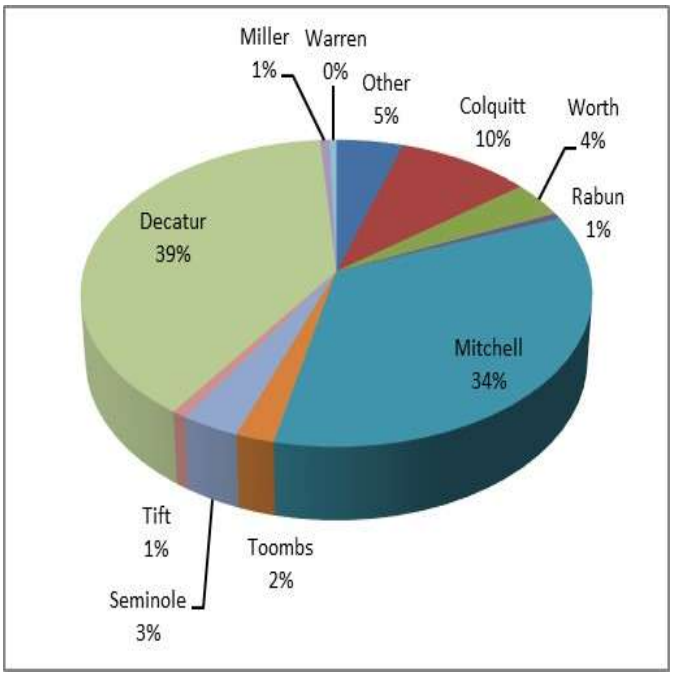

Tomato Farm Gate Value 2023

Rank	County	Acres	Farm gate
20	Appling	7	$252,000
-	Atkinson	0	$0
-	Bacon	0	$0
-	Baker	0	$0
-	Baldwin	0	$0
22	Banks	5	$247,500
54	Barrow	0	$224
-	Bartow	0	$0
-	Ben Hill	0	$0
19	Berrien	10	$288,000
-	Bibb	0	$0
-	Bleckley	0	$0
-	Brantley	0	$0
-	Brooks	0	$0
-	Bryan	0	$0
39	Bulloch	2	$54,000
-	Burke	0	$0
-	Butts	0	$0
-	Calhoun	0	$0
-	Camden	0	$0
43	Candler	1	$32,400
45	Carroll	5	$32,175
29	Catoosa	10	$90,000
-	Charlton	0	$0
-	Chatham	0	$0
-	Chattahoochee	0	$0
-	Chattooga	0	$0
24	Cherokee	4	$172,800
-	Clarke	0	$0
-	Clay	0	$0
-	Clayton	0	$0
-	Clinch	0	$0
35	Cobb	4	$66,600
-	Coffee	0	$0
2	Colquitt	600	$13,200,000
-	Columbia	0	$0
56	Cook	13	$13
-	Coweta	0	$0
-	Crawford	0	$0
-	Crisp	0	$0
16	Dade	15	$432,000
-	Dawson	0	$0
1	Decatur	1520	$41,040,000
-	Dekalb	0	$0
-	Dodge	0	$0
-	Dooly	0	$0
49	Dougherty	10	$11,200
-	Douglas	0	$0
-	Early	0	$0
27	Echols	12	$108,000
32	Effingham	2	$72,000
53	Elbert	3	$2,400
-	Emanuel	0	$0
-	Evans	0	$0
18	Fannin	10	$324,000
44	Fayette	1	$32,400
-	Floyd	0	$0
21	Forsyth	7	$252,000
-	Franklin	0	$0
28	Fulton	7	$105,560
11	Gilmer	20	$648,000
40	Glascock	6	$54,000

Rank	County	Acres	Farm gate
-	Glynn	0	$0
37	Gordon	2	$57,600
5	Grady	326	$5,868,000
-	Greene	0	$0
-	Gwinnett	0	$0
7	Habersham	85	$1,656,000
8	Hall	36	$1,166,400
-	Hancock	0	$0
10	Haralson	50	$720,000
42	Harris	1	$32,500
50	Hart	0	$3,900
-	Heard	0	$0
-	Henry	0	$0
-	Houston	0	$0
-	Irwin	0	$0
-	Jackson	0	$0
25	Jasper	5	$144,000
-	Jeff Davis	0	$0
-	Jefferson	0	$0
-	Jenkins	0	$0
-	Johnson	0	$0
-	Jones	0	$0
-	Lamar	0	$0
-	Lanier	0	$0
47	Laurens	1	$19,200
-	Lee	0	$0
-	Liberty	0	$0
-	Lincoln	0	$0
-	Long	0	$0
-	Lowndes	0	$0
-	Lumpkin	0	$0
12	Macon	15	$540,000
46	Madison	1	$28,800
55	Marion	1	$150
-	McDuffie	0	$0
-	McIntosh	0	$0
-	Meriwether	0	$0
-	Miller	0	$0
51	Mitchell	0	$2,700
-	Monroe	0	$0
-	Montgomery	0	$0
-	Morgan	0	$0
-	Murray	0	$0
-	Muscogee	0	$0
-	Newton	0	$0
-	Oconee	0	$0
57	Oglethorpe	10	$10
34	Paulding	5	$68,750
4	Peach	25	$6,375,000
-	Pickens	0	$0
-	Pierce	0	$0
-	Pike	0	$0
41	Polk	25	$33,480
-	Pulaski	0	$0
-	Putnam	0	$0
-	Quitman	0	$0
3	Rabun	250	$9,000,000
-	Randolph	0	$0
-	Richmond	0	$0
-	Rockdale	0	$0
-	Schley	0	$0
-	Screven	0	$0

Rank	County	Acres	Farm gate
15	Seminole	30	$450,000
-	Spalding	0	$0
-	Stephens	0	$0
-	Stewart	0	$0
-	Sumter	0	$0
-	Talbot	0	$0
-	Taliaferro	0	$0
23	Tattnall	5	$181,836
-	Taylor	0	$0
33	Telfair	10	$70,000
36	Terrell	2	$60,750
13	Thomas	24	$528,000
6	Tift	170	$3,952,000
38	Toombs	2	$57,600
31	Towns	3	$86,400
-	Treutlen	0	$0
-	Troup	0	$0
-	Turner	0	$0
-	Twiggs	0	$0
9	Union	20	$792,000
-	Upson	0	$0
48	Walker	2	$12,000
-	Walton	0	$0
14	Ware	18	$518,400
30	Warren	3	$90,000
52	Washington	3	$2,500
26	Wayne	5	$127,500
-	Webster	0	$0
17	Wheeler	17	$369,750
-	White	0	$0
-	Whitfield	0	$0
-	Wilcox	0	$0
-	Wilkes	0	$0
-	Wilkinson	0	$0
-	Worth	0	$0
	Totals & Avg.	**3426**	**$90,532,498**

Percent of Vegetables 0.00%

Top Ten Counties by Value - Tomato

County	Acres	Farm gate Value
Decatur	1520	$41,040,000
Colquitt	600	$13,200,000
Rabun	250	$9,000,000
Peach	25	$6,375,000
Grady	326	$5,868,000
Tift	170	$3,952,000
Habersham	85	$1,656,000
Hall	36	$1,166,400
Union	20	$792,000
Haralson	50	$720,000

Top Ten Counties

For Tomato

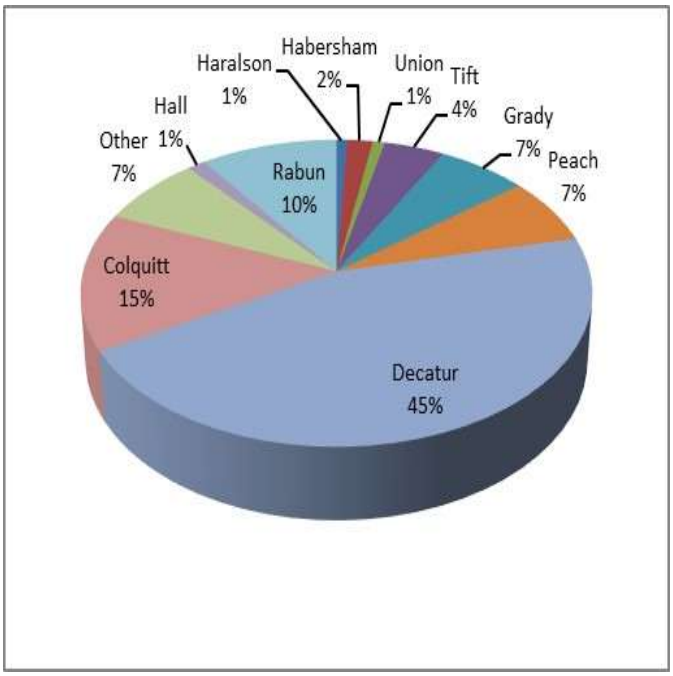

Watermelon Farm Gate Value 2023

Rank	County	Acres	Farm gate
30	Appling	74	$666,000
42	Atkinson	7	$37,800
-	Bacon	0	$0
-	Baker	0	$0
-	Baldwin	0	$0
-	Banks	0	$0
-	Barrow	0	$0
-	Bartow	0	$0
16	Ben Hill	454	$2,497,000
8	Berrien	846	$10,701,900
51	Bibb	2	$7,200
-	Bleckley	0	$0
-	Brantley	0	$0
13	Brooks	278	$3,058,000
-	Bryan	0	$0
18	Bulloch	272	$2,203,200
-	Burke	0	$0
-	Butts	0	$0
34	Calhoun	22	$198,000
-	Camden	0	$0
24	Candler	176	$1,425,600
56	Carroll	2	$2,748
-	Catoosa	0	$0
-	Charlton	0	$0
-	Chatham	0	$0
-	Chattahoochee	0	$0
-	Chattooga	0	$0
-	Cherokee	0	$0
-	Clarke	0	$0
-	Clay	0	$0
-	Clayton	0	$0
-	Clinch	0	$0
-	Cobb	0	$0
21	Coffee	189	$1,615,950
4	Colquitt	1020	$15,912,000
33	Columbia	35	$280,000
11	Cook	800	$7,140,000
-	Coweta	0	$0
-	Crawford	0	$0
1	Crisp	2054	$25,880,400
48	Dade	10	$15,125
-	Dawson	0	$0
43	Decatur	6	$36,000
-	Dekalb	0	$0
14	Dodge	336	$3,027,960
12	Dooly	450	$5,292,000
41	Dougherty	5	$60,000
-	Douglas	0	$0
-	Early	0	$0
-	Echols	0	$0
25	Effingham	155	$1,395,000
-	Elbert	0	$0
-	Emanuel	0	$0
26	Evans	149	$1,206,900
45	Fannin	5	$31,500
-	Fayette	0	$0
36	Floyd	5	$112,500
49	Forsyth	1	$8,100
-	Franklin	0	$0
-	Fulton	0	$0
40	Gilmer	8	$64,800
-	Glascock	0	$0

Rank	County	Acres	Farm gate
-	Glynn	0	$0
-	Gordon	0	$0
31	Grady	81	$388,800
-	Greene	0	$0
-	Gwinnett	0	$0
37	Habersham	30	$108,000
38	Hall	12	$97,200
-	Hancock	0	$0
47	Haralson	5	$27,000
-	Harris	0	$0
-	Hart	0	$0
-	Heard	0	$0
-	Henry	0	$0
-	Houston	0	$0
28	Irwin	156	$936,000
-	Jackson	0	$0
-	Jasper	0	$0
-	Jeff Davis	0	$0
-	Jefferson	0	$0
29	Jenkins	100	$810,000
50	Johnson	3	$7,500
-	Jones	0	$0
-	Lamar	0	$0
-	Lanier	0	$0
32	Laurens	85	$306,000
22	Lee	188	$1,520,046
-	Liberty	0	$0
-	Lincoln	0	$0
-	Long	0	$0
35	Lowndes	24	$194,400
-	Lumpkin	0	$0
17	Macon	191	$2,234,700
-	Madison	0	$0
-	Marion	0	$0
-	McDuffie	0	$0
-	McIntosh	0	$0
-	Meriwether	0	$0
-	Miller	0	$0
23	Mitchell	120	$1,440,000
-	Monroe	0	$0
53	Montgomery	1	$5,616
-	Morgan	0	$0
-	Murray	0	$0
-	Muscogee	0	$0
-	Newton	0	$0
-	Oconee	0	$0
-	Oglethorpe	0	$0
55	Paulding	1	$3,520
-	Peach	0	$0
-	Pickens	0	$0
-	Pierce	0	$0
-	Pike	0	$0
-	Polk	0	$0
27	Pulaski	250	$1,200,000
-	Putnam	0	$0
-	Quitman	0	$0
-	Rabun	0	$0
-	Randolph	0	$0
44	Richmond	4	$32,400
-	Rockdale	0	$0
-	Schley	0	$0
19	Screven	246	$2,036,880

Rank	County	Acres	Farm gate
46	Seminole	200	$28,000
-	Spalding	0	$0
-	Stephens	0	$0
-	Stewart	0	$0
-	Sumter	0	$0
-	Talbot	0	$0
-	Taliaferro	0	$0
10	Tattnall	989	$8,009,037
-	Taylor	0	$0
3	Telfair	1207	$15,988,200
39	Terrell	8	$80,000
-	Thomas	0	$0
2	Tift	1570	$22,812,000
15	Toombs	344	$2,786,400
-	Towns	0	$0
-	Treutlen	0	$0
-	Troup	0	$0
7	Turner	1393	$11,291,658
-	Twiggs	0	$0
-	Union	0	$0
-	Upson	0	$0
54	Walker	2	$5,000
-	Walton	0	$0
-	Ware	0	$0
-	Warren	0	$0
52	Washington	2	$6,000
20	Wayne	180	$1,620,000
-	Webster	0	$0
9	Wheeler	646	$8,527,200
-	White	0	$0
-	Whitfield	0	$0
6	Wilcox	1214	$15,296,400
-	Wilkes	0	$0
-	Wilkinson	0	$0
5	Worth	1000	$15,600,000
	Totals & Avg.	**17613**	**$196,273,640**

Percent of Vegetables 14.73%

Top Ten Counties by Value - Watermelon

County	Acres	Farm gate Value
Crisp	2054	$25,880,400
Tift	1570	$22,812,000
Telfair	1207	$15,988,200
Colquitt	1020	$15,912,000
Worth	1000	$15,600,000
Wilcox	1214	$15,296,400
Turner	1393	$11,291,658
Berrien	846	$10,701,900
Wheeler	646	$8,527,200
Tattnall	989	$8,009,037

Top Ten Counties

For Watermelon

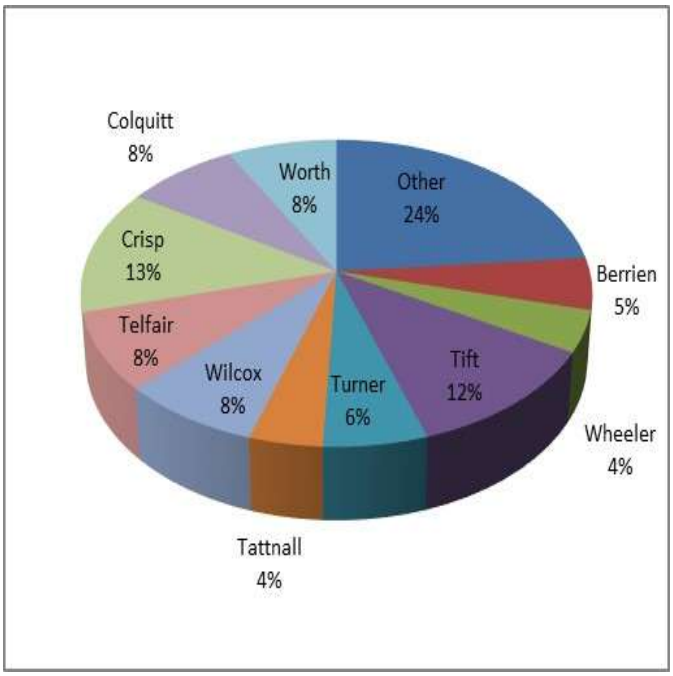

Zucchini Farm Gate Value 2023

Rank	County	Acres	Farm gate
-	Appling	0	$0
-	Atkinson	0	$0
-	Bacon	0	$0
-	Baker	0	$0
-	Baldwin	0	$0
-	Banks	0	$0
-	Barrow	0	$0
-	Bartow	0	$0
-	Ben Hill	0	$0
-	Berrien	0	$0
-	Bibb	0	$0
-	Bleckley	0	$0
-	Brantley	0	$0
5	Brooks	260	$3,120,000
-	Bryan	0	$0
-	Bulloch	0	$0
-	Burke	0	$0
-	Butts	0	$0
-	Calhoun	0	$0
-	Camden	0	$0
-	Candler	0	$0
18	Carroll	3	$33,000
-	Catoosa	0	$0
-	Charlton	0	$0
-	Chatham	0	$0
-	Chattahoochee	0	$0
-	Chattooga	0	$0
-	Cherokee	0	$0
-	Clarke	0	$0
-	Clay	0	$0
-	Clayton	0	$0
-	Clinch	0	$0
-	Cobb	0	$0
-	Coffee	0	$0
1	Colquitt	1400	$16,100,000
-	Columbia	0	$0
19	Cook	2	$26,880
-	Coweta	0	$0
-	Crawford	0	$0
11	Crisp	50	$600,000
-	Dade	0	$0
-	Dawson	0	$0
-	Decatur	0	$0
-	Dekalb	0	$0
-	Dodge	0	$0
-	Dooly	0	$0
-	Dougherty	0	$0
-	Douglas	0	$0
-	Early	0	$0
3	Echols	250	$3,185,000
-	Effingham	0	$0
-	Elbert	0	$0
-	Emanuel	0	$0
-	Evans	0	$0
-	Fannin	0	$0
-	Fayette	0	$0
-	Floyd	0	$0
21	Forsyth	2	$24,000
-	Franklin	0	$0
22	Fulton	2	$24,000
-	Gilmer	0	$0
-	Glascock	0	$0

Rank	County	Acres	Farm gate
-	Glynn	0	$0
-	Gordon	0	$0
7	Grady	220	$1,320,000
-	Greene	0	$0
-	Gwinnett	0	$0
-	Habersham	0	$0
16	Hall	10	$120,000
-	Hancock	0	$0
-	Haralson	0	$0
-	Harris	0	$0
-	Hart	0	$0
-	Heard	0	$0
-	Henry	0	$0
-	Houston	0	$0
-	Irwin	0	$0
-	Jackson	0	$0
-	Jasper	0	$0
-	Jeff Davis	0	$0
-	Jefferson	0	$0
-	Jenkins	0	$0
-	Johnson	0	$0
-	Jones	0	$0
-	Lamar	0	$0
-	Lanier	0	$0
26	Laurens	1	$4,000
12	Lee	40	$480,000
-	Liberty	0	$0
-	Lincoln	0	$0
-	Long	0	$0
6	Lowndes	124	$1,488,000
-	Lumpkin	0	$0
-	Macon	0	$0
-	Madison	0	$0
-	Marion	0	$0
-	McDuffie	0	$0
-	McIntosh	0	$0
-	Meriwether	0	$0
-	Miller	0	$0
10	Mitchell	56	$672,000
-	Monroe	0	$0
-	Montgomery	0	$0
-	Morgan	0	$0
-	Murray	0	$0
-	Muscogee	0	$0
-	Newton	0	$0
-	Oconee	0	$0
-	Oglethorpe	0	$0
20	Paulding	2	$25,000
-	Peach	0	$0
-	Pickens	0	$0
-	Pierce	0	$0
-	Pike	0	$0
-	Polk	0	$0
-	Pulaski	0	$0
-	Putnam	0	$0
-	Quitman	0	$0
-	Rabun	0	$0
-	Randolph	0	$0
-	Richmond	0	$0
27	Rockdale	1	$900
-	Schley	0	$0
-	Screven	0	$0

Rank	County	Acres	Farm gate
-	Seminole	0	$0
-	Spalding	0	$0
-	Stephens	0	$0
-	Stewart	0	$0
9	Sumter	70	$700,000
-	Talbot	0	$0
-	Taliaferro	0	$0
15	Tattnall	11	$135,480
-	Taylor	0	$0
23	Telfair	5	$16,500
-	Terrell	0	$0
-	Thomas	0	$0
4	Tift	260	$3,140,000
25	Toombs	1	$12,000
-	Towns	0	$0
-	Treutlen	0	$0
-	Troup	0	$0
8	Turner	82	$756,007
-	Twiggs	0	$0
24	Union	1	$13,000
-	Upson	0	$0
-	Walker	0	$0
-	Walton	0	$0
13	Ware	55	$412,500
-	Warren	0	$0
-	Washington	0	$0
17	Wayne	5	$50,000
-	Webster	0	$0
14	Wheeler	25	$281,250
-	White	0	$0
-	Whitfield	0	$0
-	Wilcox	0	$0
-	Wilkes	0	$0
-	Wilkinson	0	$0
2	Worth	320	$3,800,000
	Totals & Avg.	**3258**	**$36,539,517**

Percent of Vegetables 2.74%

Top Ten Counties by Value - Zucchini

County	Acres	Farm gate Value
Colquitt	1400	$16,100,000
Worth	320	$3,800,000
Echols	250	$3,185,000
Tift	260	$3,140,000
Brooks	260	$3,120,000
Lowndes	124	$1,488,000
Grady	220	$1,320,000
Turner	82	$756,007
Sumter	70	$700,000
Mitchell	56	$672,000

Top Ten Counties

For Zucchini

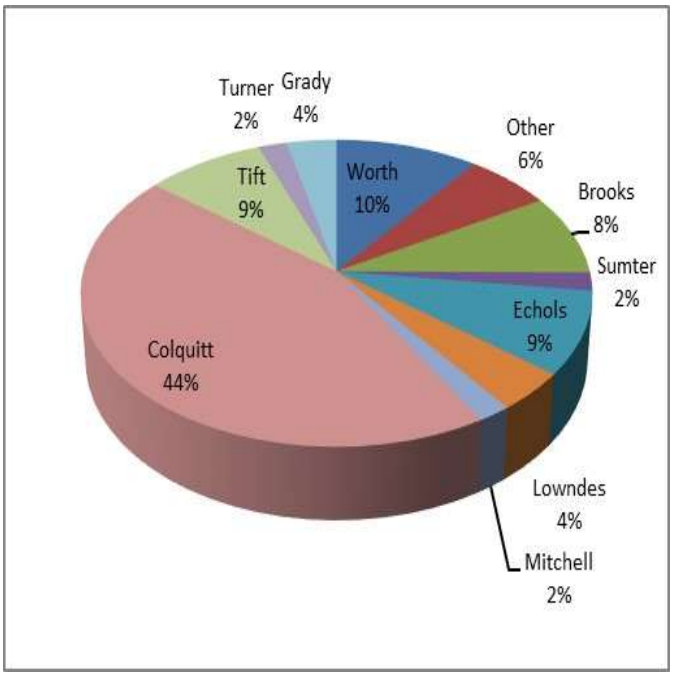

Total Vegetable Value

Rank	County	Farm gate Value
40	Appling	$3,336,400
104	Atkinson	$37,800
-	Bacon	$0
28	Baker	$8,171,850
109	Baldwin	$18,000
68	Banks	$577,500
71	Barrow	$400,704
36	Bartow	$4,885,764
46	Ben Hill	$2,497,000
23	Berrien	$11,218,764
110	Bibb	$7,200
-	Bleckley	$0
83	Brantley	$209,375
9	Brooks	$36,925,365
-	Bryan	$0
16	Bulloch	$18,948,500
69	Burke	$550,550
41	Butts	$3,291,264
78	Calhoun	$259,600
-	Camden	$0
26	Candler	$9,481,200
66	Carroll	$594,161
91	Catoosa	$117,102
-	Charlton	$0
-	Chatham	$0
-	Chattahoochee	$0
112	Chattooga	$6,000
59	Cherokee	$950,800
67	Clarke	$580,000
-	Clay	$0
-	Clayton	$0
-	Clinch	$0
98	Cobb	$84,200
49	Coffee	$1,624,000
1	Colquitt	$215,155,540
51	Columbia	$1,544,275
11	Cook	$28,866,685
85	Coweta	$180,000
-	Crawford	$0
12	Crisp	$27,504,200
63	Dade	$672,835
56	Dawson	$1,213,000
2	Decatur	$119,426,100
-	Dekalb	$0
17	Dodge	$17,469,144
31	Dooly	$6,602,350
99	Dougherty	$82,100
101	Douglas	$77,000
103	Early	$55,500
3	Echols	$117,146,500
47	Effingham	$1,923,262
88	Elbert	$122,400
42	Emanuel	$3,240,000
14	Evans	$22,172,400

Rank	County	Farm gate Value
52	Fannin	$1,523,700
84	Fayette	$207,625
37	Floyd	$3,891,700
48	Forsyth	$1,798,050
107	Franklin	$20,000
61	Fulton	$899,094
45	Gilmer	$2,501,180
64	Glascock	$647,790
-	Glynn	$0
77	Gordon	$299,940
15	Grady	$21,187,960
-	Greene	$0
-	Gwinnett	$0
27	Habersham	$8,526,323
34	Hall	$5,563,906
-	Hancock	$0
54	Haralson	$1,385,920
80	Harris	$239,052
108	Hart	$18,300
-	Heard	$0
115	Henry	$2,865
-	Houston	$0
60	Irwin	$936,000
100	Jackson	$80,000
74	Jasper	$338,250
82	Jeff Davis	$210,000
-	Jefferson	$0
62	Jenkins	$810,000
58	Johnson	$960,670
76	Jones	$300,000
-	Lamar	$0
-	Lanier	$0
70	Laurens	$420,350
22	Lee	$12,283,744
86	Liberty	$125,000
87	Lincoln	$124,100
-	Long	$0
10	Lowndes	$28,887,170
94	Lumpkin	$110,400
29	Macon	$7,171,000
79	Madison	$256,305
114	Marion	$3,644
-	McDuffie	$0
-	McIntosh	$0
105	Meriwether	$28,500
57	Miller	$1,202,000
8	Mitchell	$65,163,425
-	Monroe	$0
30	Montgomery	$6,743,283
89	Morgan	$117,920
-	Murray	$0
113	Muscogee	$5,000
38	Newton	$3,600,900
106	Oconee	$23,962

Rank	County	Farm gate Value
102	Oglethorpe	$72,010
65	Paulding	$611,820
33	Peach	$6,375,000
-	Pickens	$0
-	Pierce	$0
81	Pike	$230,000
39	Polk	$3,521,900
55	Pulaski	$1,320,000
75	Putnam	$324,000
-	Quitman	$0
20	Rabun	$13,424,950
-	Randolph	$0
93	Richmond	$111,900
90	Rockdale	$117,150
-	Schley	$0
44	Screven	$2,942,055
18	Seminole	$17,227,200
111	Spalding	$6,720
72	Stephens	$400,000
-	Stewart	$0
32	Sumter	$6,428,438
-	Talbot	$0
-	Taliaferro	$0
5	Tattnall	$91,998,694
-	Taylor	$0
13	Telfair	$26,156,945
73	Terrell	$371,998
50	Thomas	$1,618,410
4	Tift	$101,541,640
6	Toombs	$84,530,750
96	Towns	$96,600
-	Treutlen	$0
-	Troup	$0
21	Turner	$12,789,488
-	Twiggs	$0
43	Union	$2,961,653
-	Upson	$0
92	Walker	$114,700
-	Walton	$0
35	Ware	$5,557,400
53	Warren	$1,514,600
97	Washington	$93,500
25	Wayne	$9,921,300
95	Webster	$99,600
24	Wheeler	$11,027,771
-	White	$0
-	Whitfield	$0
19	Wilcox	$17,079,340
-	Wilkes	$0
-	Wilkinson	$0
7	Worth	$65,278,425
	Totals & Avg.	**$1,332,707,373**

2023 Georgia Ornamental Horticulture Farm Gate Value

$1,346,463,455

Ornamental Horticulture
2023 Farm Gate Value

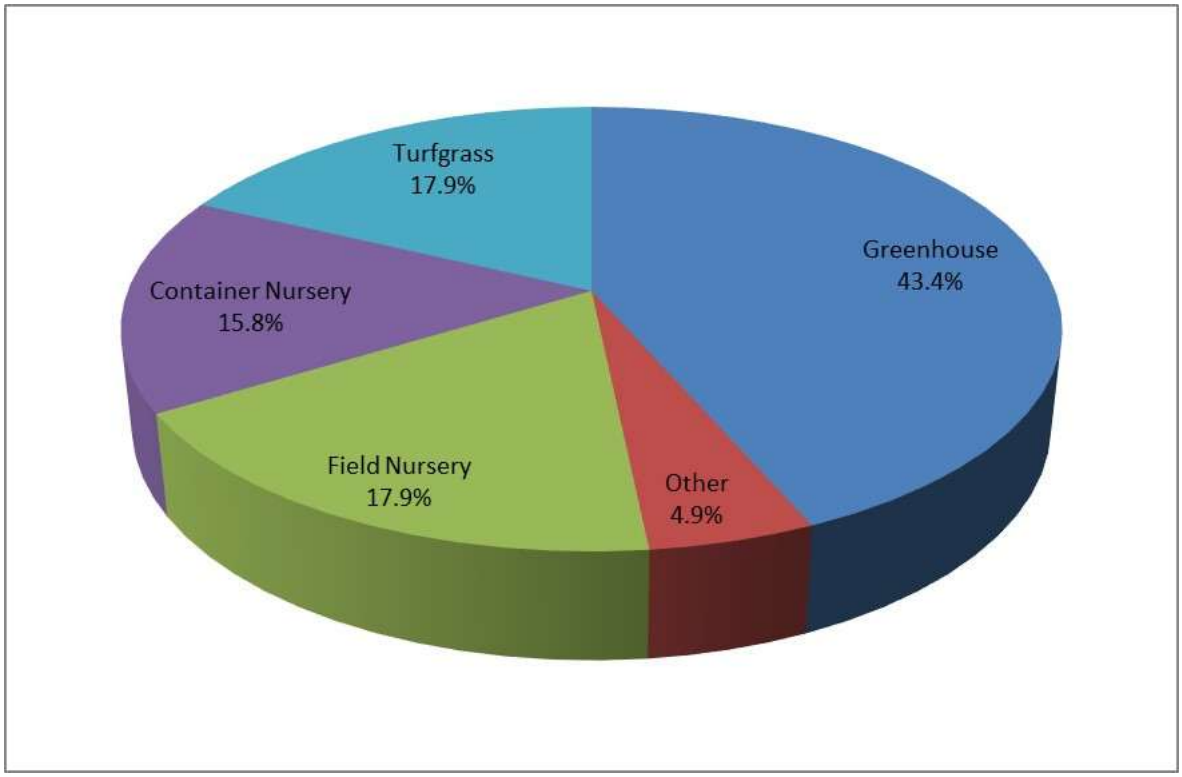

Container Nursery Farm Gate Value 2023

Rank	County	Acres	$/Acre	Farm gate
22	Appling	50	$30,000.00	$1,500,000
-	Atkinson			$0
42	Bacon	6	$70,237.00	$421,422
29	Baker	45	$20,000.00	$900,000
38	Baldwin	7	$70,237.00	$491,659
60	Banks	2	$45,000.00	$90,000
52	Barrow	2	$80,000.00	$160,000
28	Bartow	13	$70,237.00	$913,081
-	Ben Hill			$0
30	Berrien	12	$70,237.00	$842,844
-	Bibb			$0
-	Bleckley			$0
-	Brantley			$0
-	Brooks			$0
45	Bryan	5	$70,237.00	$351,185
16	Bulloch	36	$70,237.00	$2,528,532
-	Burke			$0
13	Butts	50	$65,000.00	$3,250,000
-	Calhoun			$0
-	Camden			$0
-	Candler			$0
-	Carroll			$0
45	Catoosa	5	$70,237.00	$351,185
-	Charlton			$0
49	Chatham	16	$15,000.00	$240,000
-	Chattahoochee			$0
-	Chattooga			$0
32	Cherokee	11	$73,000.00	$803,000
7	Clarke	75	$70,237.00	$5,267,775
-	Clay			$0
26	Clayton	29	$35,000.00	$1,015,000
-	Clinch			$0
-	Cobb			$0
45	Coffee	5	$70,237.00	$351,185
23	Colquitt	21	$71,000.00	$1,491,000
35	Columbia	65	$10,000.00	$650,000
34	Cook	10	$70,237.00	$702,370
34	Coweta	10	$70,237.00	$702,370
53	Crawford	10	$15,000.00	$150,000
62	Crisp	6	$10,000.00	$60,000
56	Dade	2	$70,000.00	$140,000
48	Dawson	4	$70,237.00	$280,948
-	Decatur			$0
-	Dekalb			$0
-	Dodge			$0
-	Dooly			$0
54	Dougherty	2	$71,750.00	$143,500
-	Douglas			$0
-	Early			$0
-	Echols			$0
18	Effingham	30	$70,237.00	$2,107,110
64	Elbert	5	$10,000.00	$50,000
-	Emanuel			$0
36	Evans	9	$70,237.00	$632,133
46	Fannin	5	$70,000.00	$350,000
-	Fayette			$0
30	Floyd	12	$70,237.00	$842,844
31	Forsyth	8	$104,539.00	$836,312
47	Franklin	7	$40,237.00	$281,659
39	Fulton	6	$71,294.00	$427,764
61	Gilmer	1	$70,000.00	$70,000
51	Glascock	3	$65,000.00	$195,000
64	Glynn	3	$16,666.67	$50,000
-	Gordon			$0
2	Grady	568	$70,000.00	$39,760,000
18	Greene	30	$70,237.00	$2,107,110
33	Gwinnett	16	$50,000.00	$800,000
21	Habersham	25	$75,000.00	$1,875,000
19	Hall	7	$300,000.00	$2,100,000
-	Hancock			$0
-	Haralson			$0
59	Harris	10	$12,000.00	$120,000
8	Hart	70	$70,237.00	$4,916,590
-	Heard			$0
-	Henry			$0
56	Houston	2	$70,000.00	$140,000
-	Irwin			$0
41	Jackson	5	$85,000.00	$425,000
-	Jasper			$0
-	Jeff Davis			$0
9	Jefferson	65	$71,295.00	$4,634,175
-	Jenkins			$0
43	Johnson	8	$45,000.00	$360,000
50	Jones	3	$70,237.00	$210,711
-	Lamar			$0
-	Lanier			$0
61	Laurens	1	$70,000.00	$70,000
55	Lee	2	$70,237.00	$140,474
63	Liberty	1	$53,000.00	$53,000
57	Lincoln	4	$33,750.00	$135,000
-	Long			$0
3	Lowndes	150	$71,300.00	$10,695,000
27	Lumpkin	14	$70,237.00	$983,318
-	Macon			$0
37	Madison	8	$70,237.00	$561,896
-	Marion			$0
1	McDuffie	860	$71,294.00	$61,312,840
65	McIntosh	1	$30,000.00	$30,000
20	Meriwether	30	$65,500.00	$1,965,000
-	Miller			$0
24	Mitchell	21	$70,237.00	$1,474,977
46	Monroe	1	$350,000.00	$350,000
-	Montgomery			$0
-	Morgan			$0
-	Murray			$0
-	Muscogee			$0
69	Newton	2	$7,500.00	$15,000
5	Oconee	115	$70,000.00	$8,050,000
48	Oglethorpe	4	$70,237.00	$280,948
44	Paulding	5	$71,294.00	$356,470
-	Peach			$0
72	Pickens	25	$100.00	$2,500
68	Pierce			$19,666
25	Pike	19	$70,237.00	$1,334,503
4	Polk	115	$78,260.87	$9,000,000
-	Pulaski			$0
15	Putnam	40	$70,240.00	$2,809,600
-	Quitman			$0
12	Rabun	50	$70,237.00	$3,511,850
-	Randolph			$0
14	Richmond	42	$75,000.00	$3,150,000
46	Rockdale	5	$70,000.00	$350,000
-	Schley			$0
-	Screven			$0

Rank	County	Acres	$/Acre	Farm gate
71	Seminole	1	$7,000.00	$7,000
17	Spalding	30	$71,000.00	$2,130,000
58	Stephens	1	$125,000.00	$125,000
-	Stewart			$0
-	Sumter			$0
-	Talbot			$0
-	Taliaferro			$0
-	Tattnall			$0
-	Taylor			$0
-	Telfair			$0
-	Terrell			$0
10	Thomas	58	$75,000.00	$4,350,000
55	Tift	2	$70,237.00	$140,474
11	Toombs	52	$70,237.00	$3,652,324
45	Towns	5	$70,237.00	$351,185
-	Treutlen			$0
-	Troup			$0
-	Turner			$0
-	Twiggs			$0
50	Union	3	$70,237.00	$210,711
-	Upson			$0
-	Walker			$0
6	Walton	80	$70,237.00	$5,618,960
40	Ware	6	$71,000.00	$426,000
51	Warren	3	$65,000.00	$195,000
-	Washington			$0
-	Wayne			$0
67	Webster	2	$10,000.00	$20,000
66	Wheeler	20	$1,400.00	$28,000
-	White			$0
42	Whitfield	6	$70,237.00	$421,422
70	Wilcox	1	$10,000.00	$10,000
46	Wilkes	5	$70,000.00	$350,000
-	Wilkinson			$0
46	Worth	5	$70,000.00	$350,000
	Totals & Avg.	**3,192**	**$66,449.54**	**$212,126,582**

Percent of Ornamental Horticulture 15.75%

Top Ten Counties by Value - Container Nursery

County	Acres	Price	Farm gate
McDuffie	860	$71,294.00	$61,312,840
Grady	568	$70,000.00	$39,760,000
Lowndes	150	$71,300.00	$10,695,000
Polk	115	$78,260.87	$9,000,000
Oconee	115	$70,000.00	$8,050,000
Walton	80	$70,237.00	$5,618,960
Clarke	75	$70,237.00	$5,267,775
Hart	70	$70,237.00	$4,916,590
Jefferson	65	$71,295.00	$4,634,175
Thomas	58	$75,000.00	$4,350,000

Top Ten Counties

For Container Nursery

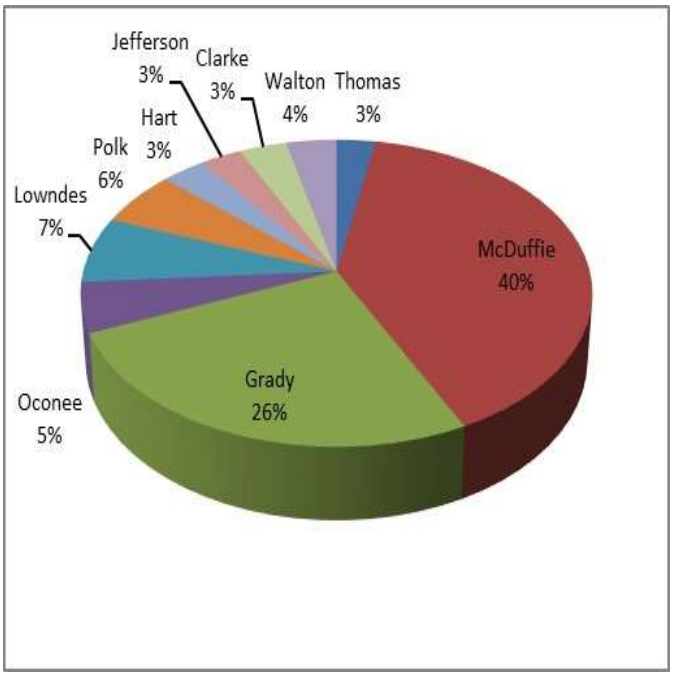

Field Nursery Farm Gate Value 2023

Rank	County	Acres	$/Acre	Farm gate
16	Appling	204	$18,000.00	$3,672,000
-	Atkinson			$0
35	Bacon	25	$31,000.00	$775,000
46	Baker	18	$18,000.00	$324,000
42	Baldwin	14	$30,844.00	$431,816
59	Banks	4	$25,000.00	$100,000
-	Barrow			$0
44	Bartow	11	$30,844.00	$339,284
-	Ben Hill			$0
61	Berrien	2	$30,844.00	$61,688
-	Bibb			$0
-	Bleckley			$0
61	Brantley	2	$30,844.00	$61,688
-	Brooks			$0
61	Bryan	2	$30,844.00	$61,688
29	Bulloch	32	$30,844.00	$987,008
-	Burke			$0
23	Butts	120	$18,000.00	$2,160,000
-	Calhoun			$0
-	Camden			$0
-	Candler			$0
-	Carroll			$0
47	Catoosa	10	$30,844.00	$308,440
-	Charlton			$0
33	Chatham	55	$16,000.00	$880,000
-	Chattahoochee			$0
-	Chattooga			$0
34	Cherokee	25	$32,000.00	$800,000
38	Clarke	20	$30,844.00	$616,880
-	Clay			$0
5	Clayton	322	$35,000.00	$11,270,000
-	Clinch			$0
43	Cobb	5	$71,500.00	$357,500
52	Coffee	7	$30,877.00	$216,139
-	Colquitt			$0
22	Columbia	75	$30,000.00	$2,250,000
-	Cook			$0
24	Coweta	67	$30,844.00	$2,066,548
14	Crawford	300	$15,000.00	$4,500,000
65	Crisp	4	$10,000.00	$40,000
60	Dade	3	$30,844.00	$92,532
-	Dawson			$0
-	Decatur			$0
55	Dekalb	5	$30,844.00	$154,220
-	Dodge			$0
-	Dooly			$0
20	Dougherty	77	$32,800.00	$2,525,600
-	Douglas			$0
-	Early			$0
-	Echols			$0
31	Effingham	30	$30,844.00	$925,320
63	Elbert	5	$10,000.00	$50,000
51	Emanuel	8	$30,000.00	$240,000
27	Evans	40	$30,844.00	$1,233,760
68	Fannin	1	$30,000.00	$30,000
48	Fayette	17	$16,000.00	$272,000
41	Floyd	15	$30,844.00	$462,660
17	Forsyth	35	$104,539.00	$3,658,865
58	Franklin	5	$20,844.00	$104,220
50	Fulton	8	$30,844.00	$246,752
-	Gilmer			$0
-	Glascock			$0

Rank	County	Acres	$/Acre	Farm gate
-	Glynn			$0
66	Gordon	6	$6,500.00	$39,000
-	Grady			$0
19	Greene	85	$30,844.00	$2,621,740
-	Gwinnett			$0
25	Habersham	50	$32,000.00	$1,600,000
57	Hall			$120,000
40	Hancock	20	$30,000.00	$600,000
-	Haralson			$0
-	Harris			$0
8	Hart	270	$30,844.00	$8,327,880
-	Heard			$0
21	Henry	80	$30,000.00	$2,400,000
-	Houston			$0
-	Irwin			$0
28	Jackson	35	$30,844.00	$1,079,540
3	Jasper	600	$30,844.00	$18,506,400
-	Jeff Davis			$0
36	Jefferson	25	$30,570.00	$764,250
-	Jenkins			$0
63	Johnson	4	$12,500.00	$50,000
53	Jones	7	$30,844.00	$215,908
7	Lamar	300	$30,844.00	$9,253,200
-	Lanier			$0
-	Laurens			$0
-	Lee			$0
69	Liberty	1	$26,000.00	$26,000
56	Lincoln	10	$13,500.00	$135,000
-	Long			$0
39	Lowndes	20	$30,600.00	$612,000
61	Lumpkin	2	$30,844.00	$61,688
-	Macon			$0
55	Madison	5	$30,844.00	$154,220
45	Marion	65	$5,000.00	$325,000
-	McDuffie			$0
-	McIntosh			$0
15	Meriwether	125	$34,000.00	$4,250,000
-	Miller			$0
6	Mitchell	322	$30,844.00	$9,931,768
40	Monroe	20	$30,000.00	$600,000
-	Montgomery			$0
3	Morgan	600	$30,844.00	$18,506,400
67	Murray	49	$630.00	$30,870
-	Muscogee			$0
72	Newton	1	$7,500.00	$7,500
11	Oconee	213	$30,000.00	$6,390,000
3	Oglethorpe	600	$30,844.00	$18,506,400
-	Paulding			$0
18	Peach	75	$37,500.00	$2,812,500
74	Pickens	4	$100.00	$400
37	Pierce	20	$31,000.00	$620,000
13	Pike	192	$30,844.00	$5,922,048
-	Polk			$0
4	Pulaski	500	$30,844.00	$15,422,000
1	Putnam	650	$30,850.00	$20,052,500
-	Quitman			$0
19	Rabun	85	$30,844.00	$2,621,740
-	Randolph			$0
-	Richmond			$0
-	Rockdale			$0
-	Schley			$0
-	Screven			$0

Rank	County	Acres	$/Acre	Farm gate
70	Seminole	3	$3,500.00	$10,500
30	Spalding	30	$31,000.00	$930,000
-	Stephens			$0
47	Stewart	10	$30,844.00	$308,440
-	Sumter			$0
-	Talbot			$0
-	Taliaferro			$0
-	Tattnall			$0
-	Taylor			$0
-	Telfair			$0
32	Terrell	65	$14,000.00	$910,000
10	Thomas	215	$35,000.00	$7,525,000
26	Tift	41	$30,844.00	$1,264,604
12	Toombs	200	$30,844.00	$6,168,800
60	Towns	3	$30,844.00	$92,532
-	Treutlen			$0
73	Troup	11	$100.00	$1,100
-	Turner			$0
-	Twiggs			$0
53	Union	7	$30,844.00	$215,908
-	Upson			$0
55	Walker	5	$30,844.00	$154,220
2	Walton	650	$30,844.00	$20,048,600
49	Ware	8	$31,000.00	$248,000
-	Warren			$0
-	Washington			$0
-	Wayne			$0
54	Webster	19	$10,000.00	$190,000
64	Wheeler	35	$1,200.00	$42,000
-	White			$0
47	Whitfield	10	$30,844.00	$308,440
71	Wilcox	1	$10,000.00	$10,000
9	Wilkes	277	$30,000.00	$8,310,000
-	Wilkinson			$0
62	Worth	2	$30,800.00	$61,600
	Totals & Avg.	**8,206**	**$29,432.28**	**$241,641,304**

Percent of Ornamental Horticulture 17.95%

Top Ten Counties by Value - Field Nursery

County	Acres	Price	Farm gate
Putnam	650	$30,850.00	$20,052,500
Walton	650	$30,844.00	$20,048,600
Jasper	600	$30,844.00	$18,506,400
Morgan	600	$30,844.00	$18,506,400
Oglethorpe	600	$30,844.00	$18,506,400
Pulaski	500	$30,844.00	$15,422,000
Clayton	322	$35,000.00	$11,270,000
Mitchell	322	$30,844.00	$9,931,768
Lamar	300	$30,844.00	$9,253,200
Hart	270	$30,844.00	$8,327,880

Top Ten Counties

For Field Nursery

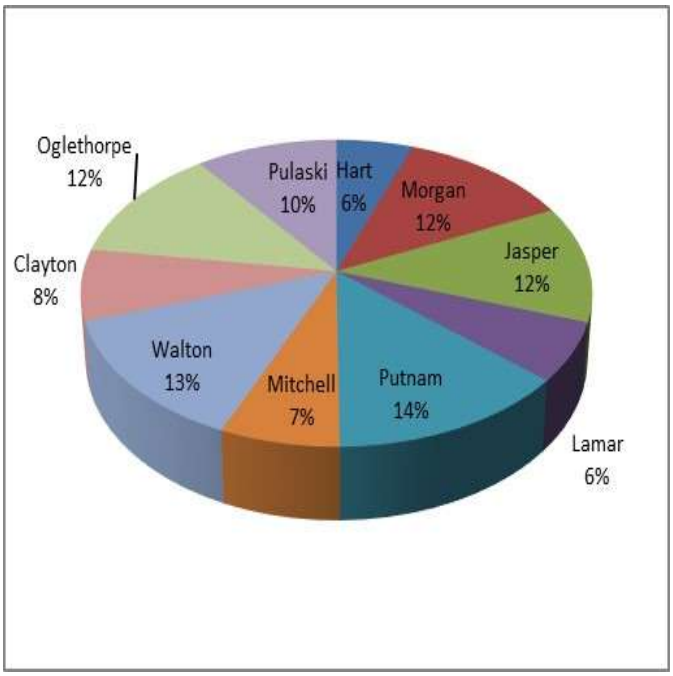

Greenhouse Farm Gate Value 2023

Rank	County	Sq. Ft.	$/Sq. Ft.	Farm gate
33	Appling	120,000	$20.00	$2,400,000
-	Atkinson			$0
-	Bacon			$0
69	Baker	12,000	$19.00	$228,000
-	Baldwin			$0
-	Banks			$0
-	Barrow			$0
22	Bartow	217,800	$19.59	$4,266,702
-	Ben Hill			$0
20	Berrien	232,369	$19.59	$4,552,109
79	Bibb	5,000	$17.50	$87,500
-	Bleckley			$0
78	Brantley	4,500	$20.00	$90,000
-	Brooks			$0
-	Bryan			$0
21	Bulloch	230,000	$19.59	$4,505,700
75	Burke	5,000	$19.59	$97,950
23	Butts	230,000	$18.00	$4,140,000
-	Calhoun			$0
-	Camden			$0
-	Candler			$0
65	Carroll	55,000	$5.00	$275,000
30	Catoosa	135,000	$19.59	$2,644,650
64	Charlton	13,815	$20.00	$276,300
-	Chatham			$0
-	Chattahoochee			$0
-	Chattooga			$0
13	Cherokee	650,000	$19.59	$12,733,500
18	Clarke	370,000	$19.59	$7,248,300
-	Clay			$0
-	Clayton			$0
-	Clinch			$0
16	Cobb	392,040	$19.59	$7,680,064
6	Coffee	1,132,560	$19.59	$22,186,850
-	Colquitt			$0
2	Columbia	5,230,000	$20.00	$104,600,000
85	Cook	4	$17.28	$69
25	Coweta	200,000	$19.59	$3,918,000
-	Crawford			$0
-	Crisp			$0
31	Dade	130,680	$19.50	$2,548,260
46	Dawson	35,000	$19.59	$685,650
-	Decatur			$0
9	Dekalb	784,080	$25.00	$19,602,000
-	Dodge			$0
-	Dooly			$0
43	Dougherty	36,700	$21.50	$789,050
-	Douglas			$0
-	Early			$0
-	Echols			$0
25	Effingham	200,000	$19.59	$3,918,000
29	Elbert	150,000	$18.50	$2,775,000
70	Emanuel	2,000	$100.00	$200,000
19	Evans	250,000	$19.59	$4,897,500
45	Fannin	40,000	$19.00	$760,000
8	Fayette	1,219,680	$18.00	$21,954,240
14	Floyd	479,160	$19.00	$9,104,040
3	Forsyth	1,992,870	$25.00	$49,821,750
67	Franklin	12,000	$19.59	$235,080
15	Fulton	392,140	$19.59	$7,682,023
44	Gilmer	40,000	$19.59	$783,600
47	Glascock	32,000	$20.00	$640,000
71	Glynn	900	$200.00	$180,000
59	Gordon	18,000	$19.59	$352,620
12	Grady	696,960	$19.59	$13,653,446
11	Greene	825,000	$19.59	$16,161,750
1	Gwinnett	2,255,000	$50.00	$112,750,000
60	Habersham	18,000	$17.28	$311,040
58	Hall	32,077	$12.00	$384,924
83	Hancock	35,000	$1.00	$35,000
54	Haralson	23,000	$19.59	$450,570
66	Harris	8,000	$30.00	$240,000
4	Hart	1,263,240	$19.59	$24,746,872
-	Heard			$0
36	Henry	87,000	$17.78	$1,546,860
-	Houston			$0
-	Irwin			$0
42	Jackson	43,000	$19.59	$842,370
-	Jasper			$0
-	Jeff Davis			$0
77	Jefferson	5,500	$17.00	$93,500
-	Jenkins			$0
80	Johnson	10,000	$8.00	$80,000
63	Jones	15,000	$19.59	$293,850
-	Lamar			$0
-	Lanier			$0
40	Laurens	54,360	$20.00	$1,087,200
48	Lee	32,000	$19.59	$626,880
76	Liberty	5,000	$19.50	$97,500
80	Lincoln	5,000	$16.00	$80,000
-	Long			$0
55	Lowndes	25,000	$17.30	$432,500
27	Lumpkin	181,800	$19.59	$3,561,462
-	Macon			$0
82	Madison	2,000	$19.59	$39,180
81	Marion	2,500	$20.00	$50,000
26	McDuffie	184,240	$19.59	$3,609,262
84	McIntosh	240	$50.00	$12,000
34	Meriwether	100,000	$21.85	$2,185,000
-	Miller			$0
51	Mitchell	27,000	$20.00	$540,000
-	Monroe			$0
-	Montgomery			$0
57	Morgan	20,000	$19.59	$391,800
56	Murray	20,626	$19.50	$402,207
-	Muscogee			$0
-	Newton			$0
35	Oconee	100,000	$19.59	$1,959,000
81	Oglethorpe	50,000	$1.00	$50,000
5	Paulding	1,200,000	$19.59	$23,508,000
39	Peach	50,000	$25.00	$1,250,000
81	Pickens	10,000	$5.00	$50,000
68	Pierce	11,500	$20.00	$230,000
52	Pike	27,000	$19.59	$528,930
17	Polk	300,000	$25.00	$7,500,000
-	Pulaski			$0
37	Putnam	70,000	$20.00	$1,400,000
-	Quitman			$0
-	Rabun			$0
-	Randolph			$0
38	Richmond	65,360	$19.59	$1,280,402
32	Rockdale	125,000	$19.59	$2,448,750
-	Schley			$0
74	Screven	5,000	$20.00	$100,000

Rank	County	Sq. Ft.	$/Sq. Ft.	Farm gate
72	Seminole	7,000	$17.28	$120,960
61	Spalding	15,000	$20.00	$300,000
-	Stephens			$0
-	Stewart			$0
-	Sumter			$0
-	Talbot			$0
-	Taliaferro			$0
-	Tattnall			$0
-	Taylor			$0
62	Telfair	15,000	$19.60	$294,000
-	Terrell			$0
65	Thomas	12,500	$22.00	$275,000
50	Tift	30,000	$19.59	$587,700
-	Toombs			$0
41	Towns	44,500	$19.59	$871,755
-	Treutlen			$0
24	Troup	174,240	$23.00	$4,007,520
-	Turner			$0
-	Twiggs			$0
10	Union	900,000	$19.59	$17,631,000
-	Upson			$0
-	Walker			$0
7	Walton	1,124,760	$19.59	$22,034,048
28	Ware	149,500	$20.00	$2,990,000
47	Warren	32,000	$20.00	$640,000
-	Washington			$0
-	Wayne			$0
73	Webster	2,100	$50.00	$105,000
78	Wheeler	8,000	$11.25	$90,000
-	White			$0
49	Whitfield	30,500	$19.59	$597,495
-	Wilcox			$0
53	Wilkes	25,000	$19.00	$475,000
-	Wilkinson			$0
80	Worth	4,000	$20.00	$80,000
	Totals & Avg.	**25,614,801**	**$22.84**	**$584,969,240**

Percent of Ornamental Horticulture 43.44%

Top Ten Counties by Value - Greenhouse

County	Sq. Ft.	Price	Farm gate Value
Gwinnett	2,255,000	$50.00	$112,750,000
Columbia	5,230,000	$20.00	$104,600,000
Forsyth	1,992,870	$25.00	$49,821,750
Hart	1,263,240	$19.59	$24,746,872
Paulding	1,200,000	$19.59	$23,508,000
Coffee	1,132,560	$19.59	$22,186,850
Walton	1,124,760	$19.59	$22,034,048
Fayette	1,219,680	$18.00	$21,954,240
Dekalb	784,080	$25.00	$19,602,000
Union	900,000	$19.59	$17,631,000

Top Ten Counties

For Greenhouse

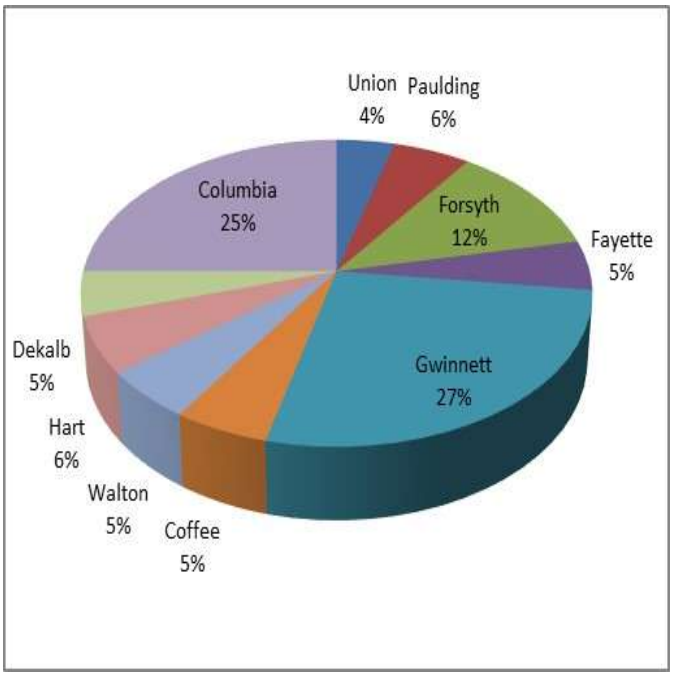

Turfgrass Farm Gate Value 2023

Rank	County	Acres	Harvest	$/Acre	Farm gate
48	Appling	25	0.70	$8,000.00	$140,000
-	Atkinson		0.00		$0
-	Bacon		0.00		$0
57	Baker	5	0.70	$2,200.00	$7,700
-	Baldwin		0.00		$0
46	Banks	45	0.70	$6,500.00	$204,750
-	Barrow		0.00		$0
4	Bartow	1,353	0.70	$17,366.00	$16,447,339
-	Ben Hill		0.00		$0
27	Berrien	250	0.70	$6,500.00	$1,137,500
-	Bibb		0.00		$0
-	Bleckley		0.00		$0
-	Brantley		0.00		$0
-	Brooks		0.00		$0
55	Bryan	2	0.70	$12,500.00	$17,500
10	Bulloch	1,200	0.70	$6,500.00	$5,460,000
41	Burke	80	0.70	$8,000.00	$448,000
-	Butts		0.00		$0
-	Calhoun		0.00		$0
-	Camden		0.00		$0
-	Candler		0.00		$0
26	Carroll	422	0.70	$4,000.00	$1,181,600
23	Catoosa	280	0.70	$6,725.00	$1,318,100
-	Charlton		0.00		$0
-	Chatham		0.00		$0
-	Chattahoochee		0.00		$0
-	Chattooga		0.00		$0
-	Cherokee		0.00		$0
-	Clarke		0.00		$0
-	Clay		0.00		$0
19	Clayton	65	0.70	$35,000.00	$1,592,500
-	Clinch		0.00		$0
-	Cobb		0.00		$0
-	Coffee		0.00		$0
44	Colquitt	52	0.70	$6,500.00	$236,600
53	Columbia	6	0.70	$6,300.00	$26,460
8	Cook	1,526	0.70	$6,500.00	$6,943,300
-	Coweta		0.00		$0
-	Crawford		0.00		$0
-	Crisp		0.00		$0
-	Dade		0.00		$0
-	Dawson		0.00		$0
-	Decatur		0.00		$0
58	Dekalb	1	0.70	$6,500.00	$4,550
-	Dodge		0.00		$0
6	Dooly	600	0.70	$18,000.00	$7,560,000
18	Dougherty	405	0.70	$6,600.00	$1,871,100
9	Douglas	250	0.70	$34,848.00	$6,098,400
24	Early	400	0.70	$4,500.00	$1,260,000
-	Echols		0.00		$0
17	Effingham	400	0.70	$7,500.00	$2,100,000
-	Elbert		0.00		$0
22	Emanuel	300	0.70	$6,500.00	$1,365,000
-	Evans		0.00		$0
-	Fannin		0.00		$0
-	Fayette		0.00		$0
37	Floyd	55	0.70	$15,275.00	$588,088
-	Forsyth		0.00		$0
48	Franklin	40	0.70	$5,000.00	$140,000
54	Fulton	5	0.70	$6,500.00	$22,750
-	Gilmer		0.00		$0
-	Glascock		0.00		$0
-	Glynn		0.00		$0
5	Gordon	1,910	0.70	$6,500.00	$8,690,500
45	Grady	90	0.70	$3,500.00	$220,500
-	Greene		0.00		$0
-	Gwinnett		0.00		$0
17	Habersham	200	0.70	$15,000.00	$2,100,000
-	Hall		0.00		$0
-	Hancock		0.00		$0
-	Haralson		0.00		$0
49	Harris	30	0.70	$5,200.00	$109,200
42	Hart	74	0.70	$6,500.00	$336,700
30	Heard	175	0.70	$6,500.00	$796,250
-	Henry		0.00		$0
14	Houston	300	0.70	$17,000.00	$3,570,000
33	Irwin	203	0.70	$5,000.00	$710,500
-	Jackson		0.00		$0
-	Jasper		0.00		$0
-	Jeff Davis		0.00		$0
21	Jefferson	250	0.70	$8,000.00	$1,400,000
-	Jenkins		0.00		$0
40	Johnson	200	0.70	$3,214.29	$450,000
-	Jones		0.00		$0
-	Lamar		0.00		$0
-	Lanier		0.00		$0
12	Laurens	900	0.70	$6,500.00	$4,095,000
35	Lee	200	0.70	$4,550.00	$637,000
-	Liberty		0.00		$0
-	Lincoln		0.00		$0
-	Long		0.00		$0
15	Lowndes	707	0.70	$7,000.00	$3,464,300
-	Lumpkin		0.00		$0
1	Macon	6,000	0.70	$15,000.00	$63,000,000
-	Madison		0.00		$0
-	Marion		0.00		$0
43	McDuffie	70	0.70	$6,050.00	$296,450
-	McIntosh		0.00		$0
36	Meriwether	60	0.70	$15,000.00	$630,000
-	Miller		0.00		$0
25	Mitchell	250	0.70	$7,000.00	$1,225,000
-	Monroe		0.00		$0
-	Montgomery		0.00		$0
29	Morgan	200	0.70	$6,500.00	$910,000
-	Murray		0.00		$0
-	Muscogee		0.00		$0
-	Newton		0.00		$0
-	Oconee		0.00		$0
-	Oglethorpe		0.00		$0
-	Paulding		0.00		$0
3	Peach	1,700	0.70	$17,000.00	$20,230,000
-	Pickens		0.00		$0
-	Pierce		0.00		$0
-	Pike		0.00		$0
38	Polk	150	0.70	$5,000.00	$525,000
11	Pulaski	300	0.70	$20,000.00	$4,200,000
-	Putnam		0.00		$0
-	Quitman		0.00		$0
-	Rabun		0.00		$0
-	Randolph		0.00		$0
-	Richmond		0.00		$0
-	Rockdale		0.00		$0
-	Schley		0.00		$0
50	Screven	125	0.70	$850.00	$74,375

Rank	County	Acres	Harvest	$/Acre	Farm gate
28	Seminole	242	0.70	$6,500.00	$1,101,100
-	Spalding		0.00		$0
-	Stephens		0.00		$0
-	Stewart		0.00		$0
2	Sumter	3,400	0.70	$20,000.00	$47,600,000
-	Talbot		0.00		$0
-	Taliaferro		0.00		$0
-	Tattnall		0.00		$0
31	Taylor	75	0.70	$15,000.00	$787,500
51	Telfair	150	0.70	$400.00	$42,000
-	Terrell		0.00		$0
47	Thomas	35	0.70	$6,500.00	$159,250
16	Tift	625	0.70	$6,500.00	$2,843,750
-	Toombs		0.00		$0
-	Towns		0.00		$0
13	Treutlen	300	0.70	$17,424.00	$3,659,040
59	Troup	33	0.70	$140.00	$3,234
56	Turner	160	0.70	$112.00	$12,544
-	Twiggs		0.00		$0
-	Union		0.00		$0
-	Upson		0.00		$0
39	Walker	90	0.70	$7,500.00	$472,500
30	Walton	175	0.70	$6,500.00	$796,250
-	Ware		0.00		$0
7	Warren	160	0.70	$65,000.00	$7,280,000
34	Washington	250	0.70	$4,000.00	$700,000
-	Wayne		0.00		$0
-	Webster		0.00		$0
52	Wheeler	125	0.70	$400.00	$35,000
-	White		0.00		$0
-	Whitfield		0.00		$0
20	Wilcox	500	0.70	$4,500.00	$1,575,000
-	Wilkes		0.00		$0
-	Wilkinson		0.00		$0
32	Worth	165	0.70	$6,500.00	$750,750
	Totals & Avg.	**28,346**		**$12,179.09**	**$241,659,929**

Percent of Ornamental Horticulture 17.95%

Top Ten Counties by Value - Turfgrass

County	Acres	Price	Harvest	Farm gate
Macon	6,000	$15,000.00	0.70	$63,000,000
Sumter	3,400	$20,000.00	0.70	$47,600,000
Peach	1,700	$17,000.00	0.70	$20,230,000
Bartow	1,353	$17,366.00	0.70	$16,447,339
Gordon	1,910	$6,500.00	0.70	$8,690,500
Dooly	600	$18,000.00	0.70	$7,560,000
Warren	160	$65,000.00	0.70	$7,280,000
Cook	1,526	$6,500.00	0.70	$6,943,300
Douglas	250	$34,848.00	0.70	$6,098,400
Bulloch	1,200	$6,500.00	0.70	$5,460,000

Top Ten Counties

For Turfgrass

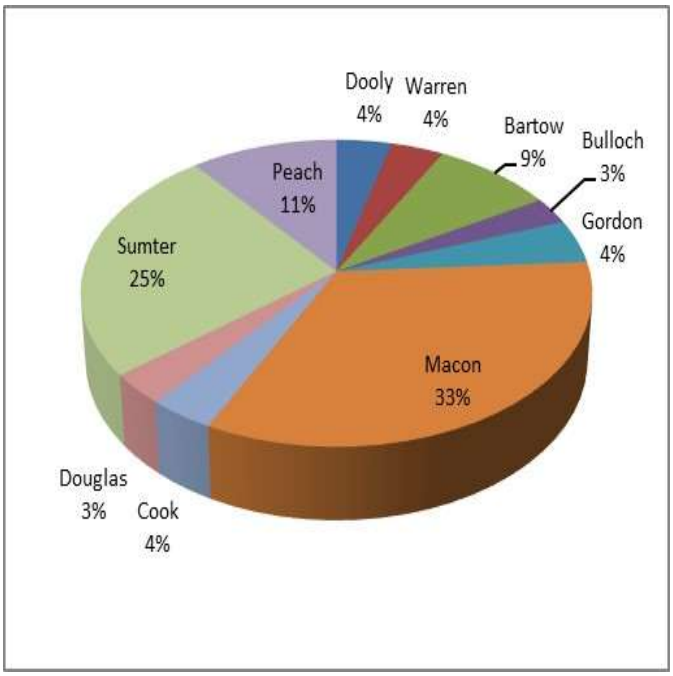

Miscellaneous Ornamental Horticulture Farm Gate Value 2023

Rank	County	Farm gate
-	Appling	$0
-	Atkinson	$0
-	Bacon	$0
-	Baker	$0
42	Baldwin	$3,700
27	Banks	$35,000
38	Barrow	$8,000
29	Bartow	$27,000
-	Ben Hill	$0
-	Berrien	$0
-	Bibb	$0
-	Bleckley	$0
-	Brantley	$0
-	Brooks	$0
-	Bryan	$0
-	Bulloch	$0
-	Burke	$0
-	Butts	$0
-	Calhoun	$0
-	Camden	$0
-	Candler	$0
18	Carroll	$82,500
21	Catoosa	$50,000
-	Charlton	$0
-	Chatham	$0
-	Chattahoochee	$0
-	Chattooga	$0
1	Cherokee	$22,065,000
36	Clarke	$12,000
-	Clay	$0
-	Clayton	$0
-	Clinch	$0
-	Cobb	$0
-	Coffee	$0
30	Colquitt	$25,000
-	Columbia	$0
-	Cook	$0
-	Coweta	$0
3	Crawford	$15,000,000
-	Crisp	$0
-	Dade	$0
36	Dawson	$12,000
-	Decatur	$0
-	Dekalb	$0
-	Dodge	$0
-	Dooly	$0
-	Dougherty	$0
36	Douglas	$12,000
-	Early	$0
-	Echols	$0
43	Effingham	$2,000
31	Elbert	$24,000
20	Emanuel	$60,000
-	Evans	$0
22	Fannin	$45,000

Rank	County	Farm gate
-	Fayette	$0
9	Floyd	$210,000
26	Forsyth	$36,200
30	Franklin	$25,000
8	Fulton	$320,000
33	Gilmer	$20,000
-	Glascock	$0
-	Glynn	$0
-	Gordon	$0
-	Grady	$0
7	Greene	$350,000
-	Gwinnett	$0
6	Habersham	$464,000
15	Hall	$120,000
40	Hancock	$5,500
-	Haralson	$0
12	Harris	$175,000
-	Hart	$0
-	Heard	$0
-	Henry	$0
30	Houston	$25,000
-	Irwin	$0
14	Jackson	$132,000
-	Jasper	$0
-	Jeff Davis	$0
-	Jefferson	$0
-	Jenkins	$0
-	Johnson	$0
-	Jones	$0
-	Lamar	$0
-	Lanier	$0
-	Laurens	$0
-	Lee	$0
-	Liberty	$0
-	Lincoln	$0
-	Long	$0
25	Lowndes	$39,500
16	Lumpkin	$114,500
5	Macon	$1,502,500
10	Madison	$205,000
13	Marion	$150,000
-	McDuffie	$0
-	McIntosh	$0
-	Meriwether	$0
-	Miller	$0
-	Mitchell	$0
-	Monroe	$0
-	Montgomery	$0
-	Morgan	$0
-	Murray	$0
-	Muscogee	$0
4	Newton	$3,779,000
34	Oconee	$18,000
41	Oglethorpe	$5,000
-	Paulding	$0

Rank	County	Farm gate
-	Peach	$0
-	Pickens	$0
-	Pierce	$0
11	Pike	$191,000
19	Polk	$70,500
-	Pulaski	$0
28	Putnam	$27,200
-	Quitman	$0
-	Rabun	$0
-	Randolph	$0
-	Richmond	$0
39	Rockdale	$7,500
-	Schley	$0
-	Screven	$0
-	Seminole	$0
35	Spalding	$15,800
13	Stephens	$150,000
-	Stewart	$0
-	Sumter	$0
-	Talbot	$0
-	Taliaferro	$0
-	Tattnall	$0
2	Taylor	$20,000,000
23	Telfair	$42,500
37	Terrell	$9,000
-	Thomas	$0
-	Tift	$0
-	Toombs	$0
41	Towns	$5,000
-	Treutlen	$0
-	Troup	$0
-	Turner	$0
-	Twiggs	$0
17	Union	$101,500
-	Upson	$0
33	Walker	$20,000
32	Walton	$22,000
-	Ware	$0
-	Warren	$0
-	Washington	$0
-	Wayne	$0
-	Webster	$0
24	Wheeler	$40,000
10	White	$205,000
-	Whitfield	$0
-	Wilcox	$0
-	Wilkes	$0
-	Wilkinson	$0
-	Worth	$0
	Totals & Avg.	**$66,066,400**

Percent of Ornamental Horticulture 4.91%

Total Ornamental Horticulture Value

Rank	County	Farm gate Value
46	Appling	$7,712,000
-	Atkinson	$0
85	Bacon	$1,196,422
78	Baker	$1,459,700
92	Baldwin	$927,175
110	Banks	$429,750
122	Barrow	$168,000
16	Bartow	$21,993,406
-	Ben Hill	$0
52	Berrien	$6,594,141
125	Bibb	$87,500
-	Bleckley	$0
123	Brantley	$151,688
-	Brooks	$0
109	Bryan	$430,373
30	Bulloch	$13,481,240
105	Burke	$545,950
36	Butts	$9,550,000
-	Calhoun	$0
-	Camden	$0
-	Candler	$0
77	Carroll	$1,539,100
60	Catoosa	$4,672,375
115	Charlton	$276,300
87	Chatham	$1,120,000
-	Chattahoochee	$0
-	Chattooga	$0
10	Cherokee	$36,401,500
32	Clarke	$13,144,955
-	Clay	$0
29	Clayton	$13,877,500
-	Clinch	$0
44	Cobb	$8,037,564
14	Coffee	$22,754,174
75	Colquitt	$1,752,600
2	Columbia	$107,526,460
47	Cook	$7,645,739
51	Coweta	$6,686,918
21	Crawford	$19,650,000
124	Crisp	$100,000
71	Dade	$2,780,792
88	Dawson	$978,598
-	Decatur	$0
20	Dekalb	$19,760,770
-	Dodge	$0
48	Dooly	$7,560,000
56	Dougherty	$5,329,250
55	Douglas	$6,110,400
82	Early	$1,260,000
-	Echols	$0
40	Effingham	$9,052,430
69	Elbert	$2,899,000
74	Emanuel	$1,865,000
50	Evans	$6,763,393

Rank	County	Farm gate Value
86	Fannin	$1,185,000
15	Fayette	$22,226,240
34	Floyd	$11,207,632
5	Forsyth	$54,353,127
98	Franklin	$785,959
42	Fulton	$8,699,289
94	Gilmer	$873,600
96	Glascock	$835,000
118	Glynn	$230,000
39	Gordon	$9,082,120
6	Grady	$53,633,946
17	Greene	$21,240,600
1	Gwinnett	$113,550,000
53	Habersham	$6,350,040
72	Hall	$2,724,924
104	Hancock	$640,500
107	Haralson	$450,570
103	Harris	$644,200
9	Hart	$38,328,042
97	Heard	$796,250
63	Henry	$3,946,860
65	Houston	$3,735,000
100	Irwin	$710,500
73	Jackson	$2,478,910
24	Jasper	$18,506,400
-	Jeff Davis	$0
49	Jefferson	$6,891,925
-	Jenkins	$0
91	Johnson	$940,000
99	Jones	$720,469
37	Lamar	$9,253,200
-	Lanier	$0
57	Laurens	$5,252,200
79	Lee	$1,404,354
120	Liberty	$176,500
112	Lincoln	$350,000
-	Long	$0
28	Lowndes	$15,243,300
59	Lumpkin	$4,720,968
4	Macon	$64,502,500
89	Madison	$960,296
106	Marion	$525,000
3	McDuffie	$65,218,552
127	McIntosh	$42,000
41	Meriwether	$9,030,000
-	Miller	$0
31	Mitchell	$13,171,745
90	Monroe	$950,000
-	Montgomery	$0
19	Morgan	$19,808,200
108	Murray	$433,077
-	Muscogee	$0
64	Newton	$3,801,500
27	Oconee	$16,417,000

Rank	County	Farm gate Value
23	Oglethorpe	$18,842,348
13	Paulding	$23,864,470
11	Peach	$24,292,500
126	Pickens	$52,900
95	Pierce	$869,666
45	Pike	$7,976,481
26	Polk	$17,095,500
22	Pulaski	$19,622,000
12	Putnam	$24,289,300
-	Quitman	$0
54	Rabun	$6,133,590
-	Randolph	$0
61	Richmond	$4,430,402
70	Rockdale	$2,806,250
-	Schley	$0
121	Screven	$174,375
84	Seminole	$1,239,560
68	Spalding	$3,375,800
116	Stephens	$275,000
114	Stewart	$308,440
8	Sumter	$47,600,000
-	Talbot	$0
-	Taliaferro	$0
-	Tattnall	$0
18	Taylor	$20,787,500
111	Telfair	$378,500
93	Terrell	$919,000
33	Thomas	$12,309,250
58	Tift	$4,836,528
35	Toombs	$9,821,124
81	Towns	$1,320,472
67	Treutlen	$3,659,040
62	Troup	$4,011,854
128	Turner	$12,544
-	Twiggs	$0
25	Union	$18,159,119
-	Upson	$0
102	Walker	$646,720
7	Walton	$48,519,858
66	Ware	$3,664,000
43	Warren	$8,115,000
101	Washington	$700,000
-	Wayne	$0
113	Webster	$315,000
117	Wheeler	$235,000
119	White	$205,000
80	Whitfield	$1,327,357
76	Wilcox	$1,595,000
38	Wilkes	$9,135,000
-	Wilkinson	$0
83	Worth	$1,242,350
	Totals & Avg.	**$1,346,463,455**

2023 Georgia Forestry and Products Farm Gate Value

$1,061,309,878

Forestry and Products
2023 Farm Gate Value

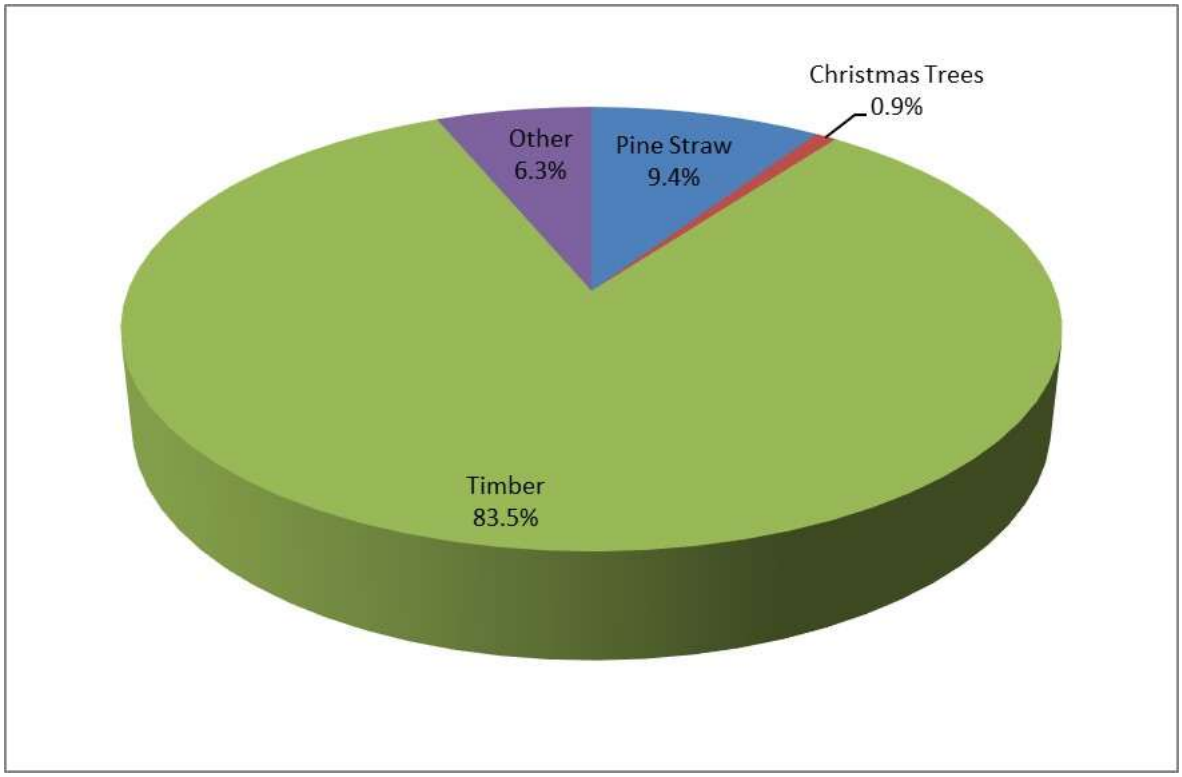

Christmas Trees Farm Gate Value 2023

Rank	County	Acres	Harvest	$/Acre	Farm gate
-	Appling				$0
-	Atkinson				$0
-	Bacon				$0
-	Baker				$0
-	Baldwin				$0
-	Banks				$0
-	Barrow				$0
31	Bartow	4	0.25	$16,000.00	$16,000
-	Ben Hill				$0
25	Berrien	10	0.25	$16,000.00	$40,000
-	Bibb				$0
-	Bleckley				$0
-	Brantley				$0
-	Brooks				$0
-	Bryan				$0
31	Bulloch	8	0.25	$8,000.00	$16,000
29	Burke	16	0.25	$7,500.00	$30,000
14	Butts	50	0.25	$8,500.00	$106,250
-	Calhoun				$0
-	Camden				$0
-	Candler				$0
32	Carroll	19	0.25	$3,200.00	$15,200
42	Catoosa	1	0.25	$16,000.00	$4,000
-	Charlton				$0
-	Chatham				$0
-	Chattahoochee				$0
35	Chattooga	25	0.25	$1,500.00	$9,375
30	Cherokee	6	0.25	$16,000.00	$24,000
-	Clarke				$0
-	Clay				$0
48	Clayton	17	0.25	$60.00	$255
-	Clinch				$0
27	Cobb	9	0.25	$16,000.00	$36,000
-	Coffee				$0
-	Colquitt				$0
-	Columbia				$0
-	Cook				$0
-	Coweta				$0
-	Crawford				$0
13	Crisp	30	0.25	$15,000.00	$112,500
-	Dade				$0
-	Dawson				$0
37	Decatur	5	0.25	$7,000.00	$8,750
-	Dekalb				$0
-	Dodge				$0
-	Dooly				$0
-	Dougherty				$0
-	Douglas				$0
-	Early				$0
-	Echols				$0
25	Effingham	10	0.25	$16,000.00	$40,000
36	Elbert	6	0.25	$6,000.00	$9,000
-	Emanuel				$0
-	Evans				$0
24	Fannin	15	0.25	$16,000.00	$60,000
8	Fayette	44	0.25	$17,000.00	$187,000
23	Floyd	25	0.25	$10,000.00	$62,500
2	Forsyth	64	0.25	$104,539.00	$1,672,624
-	Franklin				$0
31	Fulton	4	0.25	$16,000.00	$16,000
38	Gilmer	2	0.25	$16,000.00	$8,000
-	Glascock				$0
-	Glynn				$0
-	Gordon				$0
34	Grady	3	0.25	$16,000.00	$12,000
-	Greene				$0
25	Gwinnett	10	0.25	$16,000.00	$40,000
7	Habersham	50	0.25	$16,000.00	$200,000
6	Hall	5	0.25	$180,000.00	$225,000
-	Hancock				$0
1	Haralson	50	0.25	$250,000.00	$3,125,000
-	Harris				$0
25	Hart	10	0.25	$16,000.00	$40,000
-	Heard				$0
9	Henry	83	0.25	$8,000.00	$166,000
-	Houston				$0
-	Irwin				$0
3	Jackson	70	0.25	$22,000.00	$385,000
-	Jasper				$0
49	Jeff Davis	1	0.25	$500.00	$125
-	Jefferson				$0
-	Jenkins				$0
-	Johnson				$0
-	Jones				$0
11	Lamar	30	0.25	$16,000.00	$120,000
-	Lanier				$0
34	Laurens	3	0.25	$16,000.00	$12,000
39	Lee	6	0.25	$4,000.00	$6,000
37	Liberty	5	0.25	$7,000.00	$8,750
43	Lincoln	7	0.25	$1,250.00	$2,188
-	Long				$0
-	Lowndes				$0
30	Lumpkin	6	0.25	$16,000.00	$24,000
-	Macon				$0
-	Madison				$0
-	Marion				$0
-	McDuffie				$0
20	McIntosh	20	0.25	$15,000.00	$75,000
-	Meriwether				$0
-	Miller				$0
-	Mitchell				$0
22	Monroe	18	0.25	$16,000.00	$72,000
-	Montgomery				$0
4	Morgan	80	0.25	$16,000.00	$320,000
-	Murray				$0
-	Muscogee				$0
21	Newton	35	0.25	$8,500.00	$74,375
11	Oconee	30	0.25	$16,000.00	$120,000
29	Oglethorpe	20	0.25	$6,000.00	$30,000
28	Paulding	8	0.25	$16,000.00	$32,000
29	Peach	8	0.25	$15,000.00	$30,000
46	Pickens	10	0.25	$500.00	$1,250
-	Pierce				$0
16	Pike	23	0.25	$16,000.00	$92,000
44	Polk	15	0.25	$500.00	$1,875
-	Pulaski				$0
-	Putnam				$0
-	Quitman				$0
5	Rabun	75	0.25	$16,000.00	$300,000
-	Randolph				$0
19	Richmond	20	0.25	$16,000.00	$80,000
-	Rockdale				$0
41	Schley	5	0.25	$4,000.00	$5,000
34	Screven	3	0.25	$16,000.00	$12,000

Rank	County	Acres	Harvest	$/Acre	Farm gate
-	Seminole				$0
15	Spalding	25	0.25	$16,000.00	$100,000
-	Stephens				$0
-	Stewart				$0
-	Sumter				$0
-	Talbot				$0
-	Taliaferro				$0
40	Tattnall	3	0.25	$7,000.00	$5,250
-	Taylor				$0
-	Telfair				$0
-	Terrell				$0
19	Thomas	32	0.25	$10,000.00	$80,000
12	Tift	24	0.25	$19,000.00	$114,000
-	Toombs				$0
45	Towns	1	0.25	$6,000.00	$1,500
-	Treutlen				$0
47	Troup	7	0.25	$400.00	$700
-	Turner				$0
45	Twiggs	30	0.25	$200.00	$1,500
18	Union	23	0.25	$15,000.00	$86,250
7	Upson	50	0.25	$16,000.00	$200,000
10	Walker	35	0.25	$16,000.00	$140,000
-	Walton				$0
-	Ware				$0
22	Warren	18	0.25	$16,000.00	$72,000
-	Washington				$0
17	Wayne	10	0.25	$35,000.00	$87,500
-	Webster				$0
-	Wheeler				$0
-	White				$0
26	Whitfield	10	0.25	$15,000.00	$37,500
33	Wilcox	6	0.25	$10,000.00	$15,000
26	Wilkes	10	0.25	$15,000.00	$37,500
-	Wilkinson				$0
25	Worth	10	0.25	$16,000.00	$40,000
	Totals & Avg.	**1,373**			**$9,103,717**

Percent of Forestry Products 0.86%

Top Ten Counties by Value - Christmas Trees

County	Acres	Harvest	$/Acre	Farm gate
Haralson	50	0.25	$250,000.00	$3,125,000
Forsyth	64	0.25	$104,539.00	$1,672,624
Jackson	70	0.25	$22,000.00	$385,000
Morgan	80	0.25	$16,000.00	$320,000
Rabun	75	0.25	$16,000.00	$300,000
Hall	5	0.25	$180,000.00	$225,000
Habersham	50	0.25	$16,000.00	$200,000
Upson	50	0.25	$16,000.00	$200,000
Fayette	44	0.25	$17,000.00	$187,000
Henry	83	0.25	$8,000.00	$166,000

Top Ten Counties

For Christmas Trees

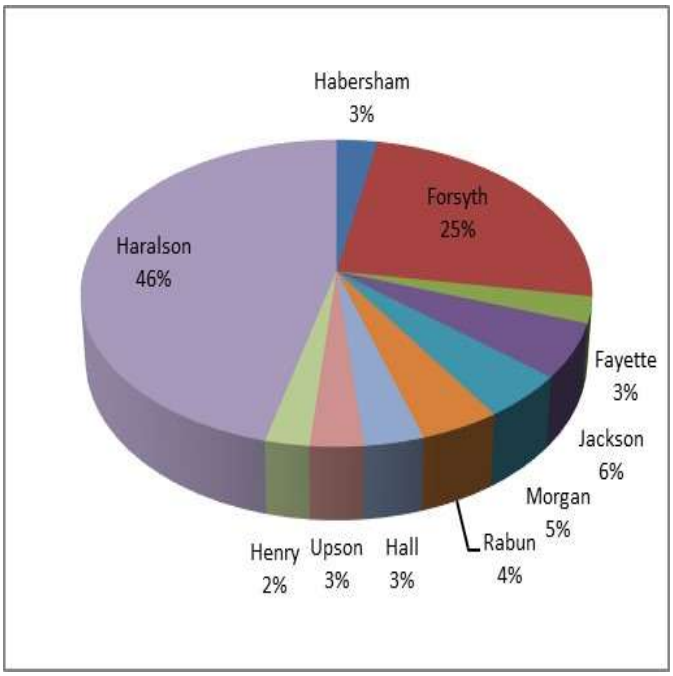

Pine Straw Farm Gate Value 2023

Rank	County	Acres	$/Acre	Farm gate
21	Appling	6,000	$195.00	$1,170,000
12	Atkinson	10,000	$195.00	$1,950,000
45	Bacon	2,000	$150.00	$300,000
14	Baker	12,500	$150.00	$1,875,000
-	Baldwin			$0
-	Banks			$0
-	Barrow			$0
-	Bartow			$0
67	Ben Hill	150	$195.00	$29,250
46	Berrien	1,500	$195.00	$292,500
-	Bibb			$0
9	Bleckley	12,500	$200.00	$2,500,000
31	Brantley	4,500	$150.00	$675,000
10	Brooks	12,750	$195.00	$2,486,250
62	Bryan	300	$195.00	$58,500
2	Bulloch	25,450	$195.00	$4,962,750
28	Burke	4,250	$195.00	$828,750
-	Butts			$0
57	Calhoun	10,000	$9.50	$95,000
-	Camden			$0
-	Candler			$0
-	Carroll			$0
-	Catoosa			$0
36	Charlton	3,500	$150.00	$525,000
-	Chatham			$0
-	Chattahoochee			$0
-	Chattooga			$0
-	Cherokee			$0
-	Clarke			$0
49	Clay	1,000	$220.00	$220,000
72	Clayton	20	$195.00	$3,900
50	Clinch	1,000	$195.00	$195,000
-	Cobb			$0
44	Coffee	1,500	$225.00	$337,500
6	Colquitt	18,000	$195.00	$3,510,000
59	Columbia	350	$215.00	$75,250
69	Cook	100	$195.00	$19,500
-	Coweta			$0
-	Crawford			$0
-	Crisp			$0
-	Dade			$0
-	Dawson			$0
56	Decatur	500	$195.00	$97,500
-	Dekalb			$0
18	Dodge	8,500	$195.00	$1,657,500
50	Dooly	1,000	$195.00	$195,000
41	Dougherty	2,050	$195.00	$399,750
-	Douglas			$0
38	Early	2,500	$195.00	$487,500
50	Echols	1,000	$195.00	$195,000
61	Effingham	300	$200.00	$60,000
40	Elbert	2,100	$200.00	$420,000
56	Emanuel	500	$195.00	$97,500
48	Evans	1,200	$195.00	$234,000
-	Fannin			$0
-	Fayette			$0
66	Floyd	100	$350.00	$35,000
-	Forsyth			$0
-	Franklin			$0
-	Fulton			$0
-	Gilmer			$0
34	Glascock	2,800	$200.00	$560,000

Rank	County	Acres	$/Acre	Farm gate
-	Glynn			$0
-	Gordon			$0
54	Grady	600	$195.00	$117,000
-	Greene			$0
-	Gwinnett			$0
-	Habersham			$0
-	Hall			$0
33	Hancock	3,000	$195.00	$585,000
-	Haralson			$0
37	Harris	2,300	$220.00	$506,000
56	Hart	500	$195.00	$97,500
-	Heard			$0
-	Henry			$0
55	Houston	500	$200.00	$100,000
8	Irwin	18,000	$150.00	$2,700,000
-	Jackson			$0
70	Jasper	50	$195.00	$9,750
20	Jeff Davis	10,000	$150.00	$1,500,000
39	Jefferson	2,200	$195.00	$429,000
60	Jenkins	350	$195.00	$68,250
11	Johnson	10,000	$225.00	$2,250,000
-	Jones			$0
25	Lamar	4,000	$225.00	$900,000
50	Lanier	1,000	$195.00	$195,000
1	Laurens	30,000	$195.00	$5,850,000
63	Lee	200	$225.00	$45,000
50	Liberty	1,000	$195.00	$195,000
67	Lincoln	150	$195.00	$29,250
12	Long	10,000	$195.00	$1,950,000
42	Lowndes	1,900	$195.00	$370,500
-	Lumpkin			$0
23	Macon	5,500	$195.00	$1,072,500
-	Madison			$0
17	Marion	9,000	$195.00	$1,755,000
-	McDuffie			$0
-	McIntosh			$0
65	Meriwether	200	$190.00	$38,000
52	Miller	1,000	$185.00	$185,000
53	Mitchell	800	$195.00	$156,000
60	Monroe	350	$195.00	$68,250
16	Montgomery	9,300	$195.00	$1,813,500
70	Morgan	50	$195.00	$9,750
-	Murray			$0
-	Muscogee			$0
-	Newton			$0
-	Oconee			$0
74	Oglethorpe	10	$195.00	$1,950
-	Paulding			$0
-	Peach			$0
-	Pickens			$0
31	Pierce	4,500	$150.00	$675,000
-	Pike			$0
73	Polk	15	$205.00	$3,075
47	Pulaski	1,250	$195.00	$243,750
43	Putnam	1,800	$195.00	$351,000
51	Quitman	850	$220.00	$187,000
-	Rabun			$0
49	Randolph	1,000	$220.00	$220,000
67	Richmond	150	$195.00	$29,250
-	Rockdale			$0
29	Schley	4,000	$195.00	$780,000
3	Screven	24,000	$195.00	$4,680,000

Rank	County	Acres	$/Acre	Farm gate
50	Seminole	1,000	$195.00	$195,000
-	Spalding			$0
71	Stephens	25	$195.00	$4,875
-	Stewart			$0
58	Sumter	400	$195.00	$78,000
5	Talbot	20,000	$195.00	$3,900,000
-	Taliaferro			$0
7	Tattnall	15,050	$195.00	$2,934,750
35	Taylor	1,100	$500.00	$550,000
5	Telfair	20,000	$195.00	$3,900,000
45	Terrell	1,000	$300.00	$300,000
32	Thomas	2,500	$250.00	$625,000
20	Tift	6,000	$250.00	$1,500,000
13	Toombs	9,950	$195.00	$1,940,250
-	Towns			$0
15	Treutlen	9,500	$195.00	$1,852,500
27	Troup	4,500	$185.00	$832,500
24	Turner	5,698	$168.00	$957,264
19	Twiggs	8,000	$200.00	$1,600,000
-	Union			$0
26	Upson	4,500	$195.00	$877,500
-	Walker			$0
68	Walton	120	$195.00	$23,400
22	Ware	5,650	$195.00	$1,101,750
30	Warren	3,400	$220.00	$748,000
4	Washington	18,000	$250.00	$4,500,000
1	Wayne	30,000	$195.00	$5,850,000
33	Webster	3,000	$195.00	$585,000
5	Wheeler	20,000	$195.00	$3,900,000
-	White			$0
-	Whitfield			$0
46	Wilcox	1,500	$195.00	$292,500
64	Wilkes	200	$195.00	$39,000
64	Wilkinson	200	$195.00	$39,000
6	Worth	18,000	$195.00	$3,510,000
	Totals & Avg.	**518,738**		**$99,350,464**

Percent of Forestry Products 9.36%

Top Ten Counties by Value - Pine Straw

County	Acres	$/Acre	Farm gate
Laurens	30,000	$195.00	$5,850,000
Wayne	30,000	$195.00	$5,850,000
Bulloch	25,450	$195.00	$4,962,750
Screven	24,000	$195.00	$4,680,000
Washington	18,000	$250.00	$4,500,000
Talbot	20,000	$195.00	$3,900,000
Telfair	20,000	$195.00	$3,900,000
Wheeler	20,000	$195.00	$3,900,000
Colquitt	18,000	$195.00	$3,510,000
Worth	18,000	$195.00	$3,510,000

Top Ten Counties

For Pine Straw

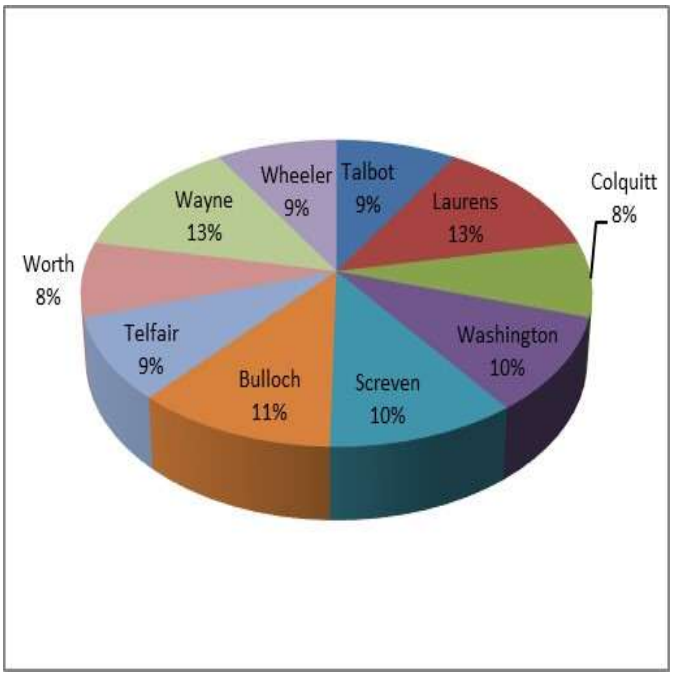

Timber Farm Gate Value 2023

Rank	County	Farm gate Value
7	Appling	$20,139,386
27	Atkinson	$10,893,723
63	Bacon	$5,798,611
87	Baker	$2,978,350
109	Baldwin	$1,008,989
119	Banks	$532,851
134	Barrow	$202,166
114	Bartow	$738,919
35	Ben Hill	$8,810,203
43	Berrien	$7,798,438
121	Bibb	$494,407
73	Bleckley	$3,937,171
24	Brantley	$11,664,511
53	Brooks	$6,700,664
50	Bryan	$6,829,157
41	Bulloch	$7,938,045
11	Burke	$17,569,430
126	Butts	$324,891
44	Calhoun	$7,540,152
6	Camden	$21,875,510
71	Candler	$4,531,102
103	Carroll	$1,411,799
129	Catoosa	$290,547
8	Charlton	$18,525,523
118	Chatham	$553,806
117	Chattahoochee	$580,069
91	Chattooga	$2,542,629
135	Cherokee	$186,477
146	Clarke	$13,670
81	Clay	$3,260,170
-	Clayton	$0
2	Clinch	$25,252,723
-	Cobb	$0
12	Coffee	$17,463,732
32	Colquitt	$10,177,143
100	Columbia	$1,598,146
104	Cook	$1,378,453
99	Coweta	$1,772,880
69	Crawford	$4,790,657
106	Crisp	$1,145,010
138	Dade	$134,928
143	Dawson	$21,931
16	Decatur	$14,137,215
-	Dekalb	$0
9	Dodge	$17,953,477
37	Dooly	$8,350,391
101	Dougherty	$1,550,773
142	Douglas	$46,759
26	Early	$11,109,931
14	Echols	$15,708,121
39	Effingham	$8,219,066
97	Elbert	$2,029,089
4	Emanuel	$24,349,477
95	Evans	$2,084,573
144	Fannin	$21,478
-	Fayette	$0
96	Floyd	$2,041,826
-	Forsyth	$0
124	Franklin	$437,640
-	Fulton	$0
132	Gilmer	$209,293
90	Glascock	$2,640,645

Rank	County	Farm gate Value
21	Glynn	$12,511,312
116	Gordon	$620,693
45	Grady	$7,510,003
49	Greene	$7,254,555
145	Gwinnett	$19,980
141	Habersham	$64,224
137	Hall	$154,855
33	Hancock	$9,424,325
93	Haralson	$2,299,352
79	Harris	$3,468,413
127	Hart	$308,601
75	Heard	$3,917,178
148	Henry	$8,039
51	Houston	$6,819,901
98	Irwin	$1,895,476
136	Jackson	$178,424
89	Jasper	$2,805,784
57	Jeff Davis	$6,350,943
25	Jefferson	$11,148,901
65	Jenkins	$5,613,230
29	Johnson	$10,571,750
86	Jones	$3,039,672
123	Lamar	$481,866
83	Lanier	$3,130,062
1	Laurens	$28,389,387
62	Lee	$5,828,525
67	Liberty	$5,548,910
78	Lincoln	$3,586,146
22	Long	$11,986,708
48	Lowndes	$7,413,749
139	Lumpkin	$127,618
60	Macon	$6,274,324
105	Madison	$1,341,358
54	Marion	$6,474,393
72	McDuffie	$4,034,338
13	McIntosh	$16,856,286
74	Meriwether	$3,930,332
102	Miller	$1,516,549
56	Mitchell	$6,376,749
52	Monroe	$6,749,810
61	Montgomery	$5,973,209
80	Morgan	$3,415,023
115	Murray	$712,827
147	Muscogee	$11,956
128	Newton	$300,698
107	Oconee	$1,103,006
34	Oglethorpe	$8,943,078
113	Paulding	$824,622
130	Peach	$285,125
140	Pickens	$70,974
19	Pierce	$13,779,615
111	Pike	$901,081
94	Polk	$2,165,354
85	Pulaski	$3,090,046
84	Putnam	$3,124,287
76	Quitman	$3,808,843
-	Rabun	$0
36	Randolph	$8,688,142
122	Richmond	$486,301
-	Rockdale	$0
59	Schley	$6,328,013
15	Screven	$15,100,095

Rank	County	Farm gate Value
131	Seminole	$264,921
133	Spalding	$209,093
125	Stephens	$433,733
28	Stewart	$10,828,949
18	Sumter	$13,805,563
66	Talbot	$5,584,604
55	Taliaferro	$6,437,653
23	Tattnall	$11,852,583
70	Taylor	$4,571,610
17	Telfair	$13,861,424
68	Terrell	$4,810,588
42	Thomas	$7,826,806
92	Tift	$2,459,616
30	Toombs	$10,405,902
-	Towns	$0
58	Treutlen	$6,348,948
110	Troup	$905,581
88	Turner	$2,870,119
20	Twiggs	$13,634,111
-	Union	$0
82	Upson	$3,161,522
112	Walker	$831,100
120	Walton	$504,163
10	Ware	$17,853,367
46	Warren	$7,443,847
3	Washington	$24,796,046
5	Wayne	$24,228,673
77	Webster	$3,654,132
47	Wheeler	$7,439,542
-	White	$0
108	Whitfield	$1,035,491
31	Wilcox	$10,358,255
38	Wilkes	$8,228,383
40	Wilkinson	$7,980,733
64	Worth	$5,713,442
	Totals & Avg.	**$885,782,239**

Percent of Forestry Products 83.46%

Top Ten Counties by Value - Timber

County	Farm gate Value
Laurens	$28,389,387
Clinch	$25,252,723
Washington	$24,796,046
Emanuel	$24,349,477
Wayne	$24,228,673
Camden	$21,875,510
Appling	$20,139,386
Charlton	$18,525,523
Dodge	$17,953,477
Ware	$17,853,367

Top Ten Counties

For Timber

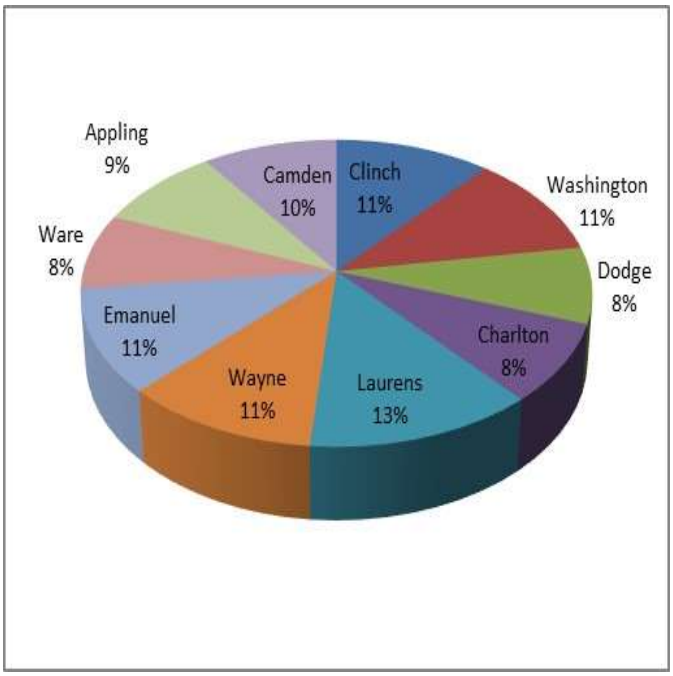

Miscellaneous Forestry Products Farm Gate Value 2023

Rank	County	Farm gate
51	Appling	$34,000
80	Atkinson	$4,050
86	Bacon	$3,000
16	Baker	$360,000
27	Baldwin	$101,500
31	Banks	$90,000
-	Barrow	$0
91	Bartow	$1,350
78	Ben Hill	$5,000
-	Berrien	$0
-	Bibb	$0
44	Bleckley	$41,500
67	Brantley	$13,750
-	Brooks	$0
66	Bryan	$15,000
52	Bulloch	$33,700
11	Burke	$1,487,500
81	Butts	$3,750
38	Calhoun	$57,200
-	Camden	$0
77	Candler	$5,700
33	Carroll	$72,225
-	Catoosa	$0
59	Charlton	$28,750
-	Chatham	$0
-	Chattahoochee	$0
45	Chattooga	$41,250
-	Cherokee	$0
-	Clarke	$0
71	Clay	$10,000
90	Clayton	$1,400
-	Clinch	$0
-	Cobb	$0
28	Coffee	$101,250
1	Colquitt	$10,792,000
23	Columbia	$132,000
53	Cook	$33,500
17	Coweta	$226,805
-	Crawford	$0
87	Crisp	$2,450
18	Dade	$200,000
70	Dawson	$10,500
98	Decatur	$280
-	Dekalb	$0
43	Dodge	$45,000
15	Dooly	$375,000
46	Dougherty	$40,200
-	Douglas	$0
56	Early	$31,200
13	Echols	$500,000
73	Effingham	$8,000
12	Elbert	$762,500
4	Emanuel	$8,050,000
83	Evans	$3,500
-	Fannin	$0

Rank	County	Farm gate
-	Fayette	$0
75	Floyd	$7,200
7	Forsyth	$2,718,014
-	Franklin	$0
-	Fulton	$0
-	Gilmer	$0
-	Glascock	$0
-	Glynn	$0
-	Gordon	$0
-	Grady	$0
-	Greene	$0
-	Gwinnett	$0
47	Habersham	$40,000
-	Hall	$0
25	Hancock	$117,000
-	Haralson	$0
26	Harris	$115,500
-	Hart	$0
92	Heard	$1,250
-	Henry	$0
86	Houston	$3,000
63	Irwin	$17,400
42	Jackson	$46,500
21	Jasper	$168,000
37	Jeff Davis	$60,000
65	Jefferson	$15,400
47	Jenkins	$40,000
20	Johnson	$180,000
85	Jones	$3,100
93	Lamar	$996
99	Lanier	$140
57	Laurens	$29,340
54	Lee	$33,330
78	Liberty	$5,000
95	Lincoln	$900
66	Long	$15,000
22	Lowndes	$165,000
97	Lumpkin	$350
68	Macon	$13,500
24	Madison	$120,000
10	Marion	$1,998,050
-	McDuffie	$0
-	McIntosh	$0
-	Meriwether	$0
49	Miller	$37,500
76	Mitchell	$6,000
34	Monroe	$61,500
35	Montgomery	$60,506
36	Morgan	$60,200
9	Murray	$2,050,000
-	Muscogee	$0
-	Newton	$0
89	Oconee	$1,650
71	Oglethorpe	$10,000
-	Paulding	$0

Rank	County	Farm gate
-	Peach	$0
-	Pickens	$0
67	Pierce	$13,750
96	Pike	$714
30	Polk	$94,600
19	Pulaski	$190,500
25	Putnam	$117,000
37	Quitman	$60,000
-	Rabun	$0
3	Randolph	$8,206,027
43	Richmond	$45,000
-	Rockdale	$0
18	Schley	$200,000
58	Screven	$29,250
69	Seminole	$11,500
82	Spalding	$3,600
72	Stephens	$9,100
79	Stewart	$4,900
29	Sumter	$100,000
-	Talbot	$0
-	Taliaferro	$0
84	Tattnall	$3,132
31	Taylor	$90,000
39	Telfair	$55,000
13	Terrell	$500,000
5	Thomas	$6,000,000
2	Tift	$10,548,875
74	Toombs	$7,500
41	Towns	$47,500
88	Treutlen	$1,975
6	Troup	$5,425,000
62	Turner	$18,105
55	Twiggs	$32,700
50	Union	$35,000
64	Upson	$17,121
31	Walker	$90,000
78	Walton	$5,000
42	Ware	$46,500
-	Warren	$0
14	Washington	$400,000
8	Wayne	$2,525,000
94	Webster	$975
32	Wheeler	$77,500
-	White	$0
-	Whitfield	$0
61	Wilcox	$20,500
40	Wilkes	$52,500
60	Wilkinson	$22,500
48	Worth	$39,000
	Totals & Avg.	**$67,073,458**

Percent of Forestry Products 6.32%

Total Forestry Products Value

Rank	County	Farm gate Value
8	Appling	$21,343,386
29	Atkinson	$12,847,773
67	Bacon	$6,101,611
73	Baker	$5,213,350
112	Baldwin	$1,110,489
119	Banks	$622,851
141	Barrow	$202,166
117	Bartow	$756,269
45	Ben Hill	$8,844,453
50	Berrien	$8,130,938
125	Bibb	$494,407
65	Bleckley	$6,478,671
32	Brantley	$12,353,261
42	Brooks	$9,186,914
63	Bryan	$6,902,657
28	Bulloch	$12,950,495
9	Burke	$19,915,680
130	Butts	$434,891
55	Calhoun	$7,692,352
7	Camden	$21,875,510
77	Candler	$4,536,802
107	Carroll	$1,499,224
138	Catoosa	$294,547
12	Charlton	$19,079,273
123	Chatham	$553,806
122	Chattahoochee	$580,069
98	Chattooga	$2,593,254
140	Cherokee	$210,477
154	Clarke	$13,670
91	Clay	$3,490,170
156	Clayton	$5,555
5	Clinch	$25,447,723
151	Cobb	$36,000
14	Coffee	$17,902,482
6	Colquitt	$24,479,143
104	Columbia	$1,805,396
109	Cook	$1,431,453
102	Coweta	$1,999,685
75	Crawford	$4,790,657
110	Crisp	$1,259,960
133	Dade	$334,928
152	Dawson	$32,431
24	Decatur	$14,243,745
-	Dekalb	$0
11	Dodge	$19,655,977
44	Dooly	$8,920,391
103	Dougherty	$1,990,723
150	Douglas	$46,759
33	Early	$11,628,631
18	Echols	$16,403,121
47	Effingham	$8,327,066
93	Elbert	$3,220,589
3	Emanuel	$32,496,977
99	Evans	$2,322,073

Rank	County	Farm gate Value
146	Fannin	$81,478
142	Fayette	$187,000
101	Floyd	$2,146,526
78	Forsyth	$4,390,638
129	Franklin	$437,640
153	Fulton	$16,000
139	Gilmer	$217,293
94	Glascock	$3,200,645
30	Glynn	$12,511,312
120	Gordon	$620,693
56	Grady	$7,639,003
59	Greene	$7,254,555
148	Gwinnett	$59,980
136	Habersham	$304,224
131	Hall	$379,855
39	Hancock	$10,126,325
72	Haralson	$5,424,352
81	Harris	$4,089,913
128	Hart	$446,101
85	Heard	$3,918,428
143	Henry	$174,039
62	Houston	$6,922,901
76	Irwin	$4,612,876
121	Jackson	$609,924
96	Jasper	$2,983,534
53	Jeff Davis	$7,911,068
34	Jefferson	$11,593,301
70	Jenkins	$5,721,480
27	Johnson	$13,001,750
95	Jones	$3,042,772
106	Lamar	$1,502,862
92	Lanier	$3,325,202
1	Laurens	$34,280,727
68	Lee	$5,912,855
69	Liberty	$5,757,660
88	Lincoln	$3,618,484
26	Long	$13,951,708
52	Lowndes	$7,949,249
144	Lumpkin	$151,968
57	Macon	$7,360,324
108	Madison	$1,461,358
38	Marion	$10,227,443
83	McDuffie	$4,034,338
17	McIntosh	$16,931,286
84	Meriwether	$3,968,332
105	Miller	$1,739,049
64	Mitchell	$6,538,749
61	Monroe	$6,951,560
54	Montgomery	$7,847,215
87	Morgan	$3,804,973
97	Murray	$2,762,827
155	Muscogee	$11,956
132	Newton	$375,073
111	Oconee	$1,224,656

Rank	County	Farm gate Value
43	Oglethorpe	$8,985,028
116	Paulding	$856,622
134	Peach	$315,125
147	Pickens	$72,224
23	Pierce	$14,468,365
115	Pike	$993,795
100	Polk	$2,264,904
90	Pulaski	$3,524,296
89	Putnam	$3,592,287
82	Quitman	$4,055,843
137	Rabun	$300,000
16	Randolph	$17,114,169
118	Richmond	$640,551
-	Rockdale	$0
58	Schley	$7,313,013
10	Screven	$19,821,345
126	Seminole	$471,421
135	Spalding	$312,693
127	Stephens	$447,708
36	Stewart	$10,833,849
25	Sumter	$13,983,563
40	Talbot	$9,484,604
66	Taliaferro	$6,437,653
20	Tattnall	$14,795,715
74	Taylor	$5,211,610
15	Telfair	$17,816,424
71	Terrell	$5,610,588
22	Thomas	$14,531,806
21	Tift	$14,622,491
31	Toombs	$12,353,652
149	Towns	$49,000
49	Treutlen	$8,203,423
60	Troup	$7,163,781
86	Turner	$3,845,488
19	Twiggs	$15,268,311
145	Union	$121,250
79	Upson	$4,256,143
114	Walker	$1,061,100
124	Walton	$532,563
13	Ware	$19,001,617
48	Warren	$8,263,847
4	Washington	$29,696,046
2	Wayne	$32,691,173
80	Webster	$4,240,107
35	Wheeler	$11,417,042
-	White	$0
113	Whitfield	$1,072,991
37	Wilcox	$10,686,255
46	Wilkes	$8,357,383
51	Wilkinson	$8,042,233
41	Worth	$9,302,442
	Totals & Avg.	**$1,061,309,878**

2023 Georgia Livestock and Aquaculture Farm Gate Value

$1,935,967,043

Livestock and Aquaculture
2023 Farm Gate Value

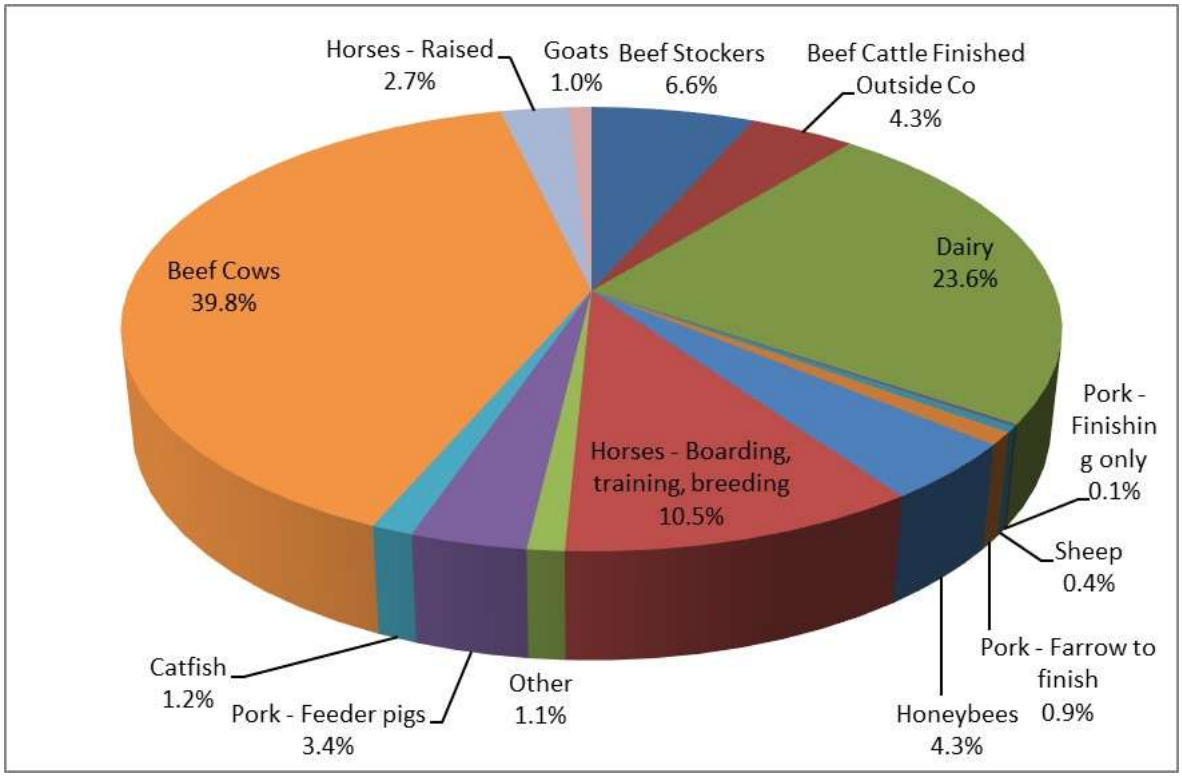

Beef Cattle Finished Outside County Farm Gate Value 2023

Rank	County	No.	Prod./Head	$/lb	Farm gate
37	Appling	200	500.0	$1.72	$172,000
34	Atkinson	300	500.0	$1.72	$258,000
-	Bacon				$0
42	Baker	100	500.0	$1.72	$86,000
39	Baldwin	165	500.0	$1.72	$141,900
21	Banks	800	500.0	$1.72	$688,000
-	Barrow				$0
4	Bartow	5,000	500.0	$1.72	$4,300,000
-	Ben Hill				$0
-	Berrien				$0
-	Bibb				$0
-	Bleckley				$0
-	Brantley				$0
-	Brooks				$0
-	Bryan				$0
25	Bulloch	650	500.0	$1.72	$559,000
11	Burke	1,500	500.0	$1.72	$1,290,000
21	Butts	800	500.0	$1.72	$688,000
17	Calhoun	950	500.0	$1.72	$817,000
43	Camden	50	500.0	$1.72	$43,000
-	Candler				$0
3	Carroll	7,000	500.0	$1.78	$6,230,000
-	Catoosa				$0
-	Charlton				$0
-	Chatham				$0
-	Chattahoochee				$0
8	Chattooga	2,500	500.0	$1.72	$2,150,000
-	Cherokee				$0
-	Clarke				$0
-	Clay				$0
33	Clayton	400	500.0	$1.58	$316,000
-	Clinch				$0
37	Cobb	200	500.0	$1.72	$172,000
-	Coffee				$0
-	Colquitt				$0
-	Columbia				$0
-	Cook				$0
-	Coweta				$0
-	Crawford				$0
12	Crisp	1,200	500.0	$1.72	$1,032,000
41	Dade	125	500.0	$1.50	$93,750
-	Dawson				$0
-	Decatur				$0
-	Dekalb				$0
23	Dodge	750	500.0	$1.72	$645,000
-	Dooly				$0
-	Dougherty				$0
-	Douglas				$0
27	Early	600	500.0	$1.72	$516,000
-	Echols				$0
13	Effingham	1,200	500.0	$1.70	$1,020,000
36	Elbert	200	500.0	$2.25	$225,000
5	Emanuel	4,500	500.0	$1.72	$3,870,000
-	Evans				$0
-	Fannin				$0
-	Fayette				$0
-	Floyd				$0
16	Forsyth	1,000	500.0	$1.72	$860,000
-	Franklin				$0
-	Fulton				$0
-	Gilmer				$0
19	Glascock	800	500.0	$1.80	$720,000

Rank	County	No.	Prod./Head	$/lb	Farm gate
-	Glynn				$0
-	Gordon				$0
2	Grady	10,000	500.0	$1.72	$8,600,000
42	Greene	100	500.0	$1.72	$86,000
43	Gwinnett	50	500.0	$1.72	$43,000
26	Habersham	600	500.0	$1.80	$540,000
24	Hall	700	510.0	$1.72	$614,040
40	Hancock	135	500.0	$1.72	$116,100
43	Haralson	50	500.0	$1.72	$43,000
20	Harris	450	550.0	$2.90	$717,750
32	Hart	400	500.0	$1.72	$344,000
34	Heard	300	500.0	$1.72	$258,000
10	Henry	1,986	500.0	$1.75	$1,737,750
-	Houston				$0
-	Irwin				$0
16	Jackson	1,000	500.0	$1.72	$860,000
15	Jasper	1,100	500.0	$1.72	$946,000
16	Jeff Davis	1,000	500.0	$1.72	$860,000
38	Jefferson	190	500.0	$1.78	$169,100
16	Jenkins	1,000	500.0	$1.72	$860,000
14	Johnson	900	600.0	$1.80	$972,000
34	Jones	300	500.0	$1.72	$258,000
-	Lamar				$0
-	Lanier				$0
16	Laurens	1,000	500.0	$1.72	$860,000
44	Lee	47	500.0	$1.72	$40,420
-	Liberty				$0
-	Lincoln				$0
-	Long				$0
32	Lowndes	400	500.0	$1.72	$344,000
-	Lumpkin				$0
31	Macon	450	500.0	$1.75	$393,750
1	Madison	15,000	500.0	$1.72	$12,900,000
-	Marion				$0
-	McDuffie				$0
-	McIntosh				$0
18	Meriwether	1,000	450.0	$1.80	$810,000
-	Miller				$0
7	Mitchell	3,000	500.0	$1.72	$2,580,000
6	Monroe	3,750	500.0	$1.72	$3,225,000
-	Montgomery				$0
34	Morgan	250	600.0	$1.72	$258,000
-	Murray				$0
-	Muscogee				$0
28	Newton	560	500.0	$1.72	$481,600
-	Oconee				$0
23	Oglethorpe	750	500.0	$1.72	$645,000
11	Paulding	1,500	500.0	$1.72	$1,290,000
-	Peach				$0
37	Pickens	200	500.0	$1.72	$172,000
-	Pierce				$0
-	Pike				$0
9	Polk	1,500	675.0	$1.85	$1,873,125
-	Pulaski				$0
21	Putnam	800	500.0	$1.72	$688,000
-	Quitman				$0
-	Rabun				$0
-	Randolph				$0
-	Richmond				$0
42	Rockdale	100	500.0	$1.72	$86,000
-	Schley				$0
23	Screven	750	500.0	$1.72	$645,000

Rank	County	No.	Prod./Head	$/lb	Farm gate
-	Seminole				$0
-	Spalding				$0
11	Stephens	1,500	500.0	$1.72	$1,290,000
-	Stewart				$0
-	Sumter				$0
-	Talbot				$0
-	Taliaferro				$0
35	Tattnall	250	500.0	$1.85	$231,250
-	Taylor				$0
-	Telfair				$0
29	Terrell	180	1200.0	$2.05	$442,800
-	Thomas				$0
-	Tift				$0
-	Toombs				$0
7	Towns	3,000	500.0	$1.72	$2,580,000
-	Treutlen				$0
-	Troup				$0
-	Turner				$0
-	Twiggs				$0
5	Union	4,500	500.0	$1.72	$3,870,000
-	Upson				$0
-	Walker				$0
-	Walton				$0
-	Ware				$0
22	Warren	750	500.0	$1.80	$675,000
27	Washington	600	500.0	$1.72	$516,000
-	Wayne				$0
-	Webster				$0
45	Wheeler	45	500.0	$1.72	$38,700
-	White				$0
-	Whitfield				$0
43	Wilcox	50	500.0	$1.72	$43,000
30	Wilkes	500	500.0	$1.72	$430,000
-	Wilkinson				$0
46	Worth	25	500.0	$1.72	$21,500
	Totals & Avg.	**93,708**			**$82,347,535**

Percent of Livestock/Aquaculture 4.25%

Top Ten Counties by Value - Beef Cattle Finished Outside County

County	No.	Prod./Head	$/lb	Farm gate
Madison	15,000	500.0	$1.72	$12,900,000
Grady	10,000	500.0	$1.72	$8,600,000
Carroll	7,000	500.0	$1.78	$6,230,000
Bartow	5,000	500.0	$1.72	$4,300,000
Emanuel	4,500	500.0	$1.72	$3,870,000
Union	4,500	500.0	$1.72	$3,870,000
Monroe	3,750	500.0	$1.72	$3,225,000
Mitchell	3,000	500.0	$1.72	$2,580,000
Towns	3,000	500.0	$1.72	$2,580,000
Chattooga	2,500	500.0	$1.72	$2,150,000

Top Ten Counties

For Beef Cattle Finished Outside County

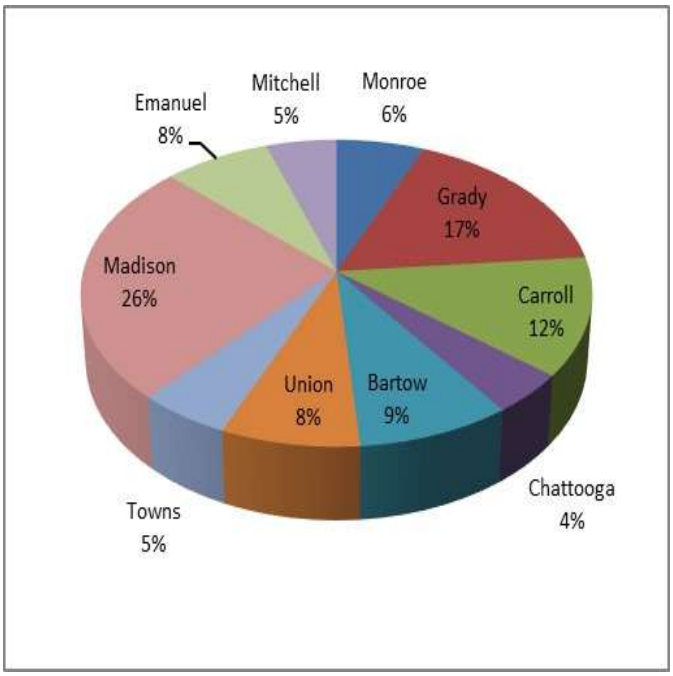

Beef Cows Farm Gate Value 2023

Rank	County	No.	Prod./Head	$/lb	Farm gate
64	Appling	4,000	373.5	$2.27	$3,391,380
31	Atkinson	8,200	415.0	$2.27	$7,724,810
84	Bacon	2,500	373.5	$2.27	$2,119,613
19	Baker	12,000	373.5	$2.27	$10,174,140
48	Baldwin	6,125	373.5	$2.27	$5,193,051
23	Banks	10,400	373.5	$2.27	$8,817,588
46	Barrow	6,900	373.5	$2.27	$5,850,131
49	Bartow	6,000	373.5	$2.27	$5,087,070
88	Ben Hill	2,100	373.5	$2.27	$1,780,475
-	Berrien				$0
99	Bibb	1,100	373.5	$2.27	$932,630
84	Bleckley	2,500	373.5	$2.27	$2,119,613
102	Brantley	900	373.5	$2.27	$763,061
4	Brooks	19,750	373.5	$2.27	$16,744,939
113	Bryan	300	290.5	$2.20	$191,730
19	Bulloch	12,000	373.5	$2.27	$10,174,140
38	Burke	8,550	373.5	$2.27	$7,249,075
68	Butts	3,500	373.5	$2.27	$2,967,458
61	Calhoun	3,975	415.0	$2.20	$3,629,175
108	Camden	450	373.5	$2.27	$381,530
77	Candler	2,926	373.5	$2.27	$2,480,794
2	Carroll	21,507	373.5	$2.27	$18,234,602
58	Catoosa	5,000	373.5	$2.27	$4,239,225
105	Charlton	750	373.5	$2.27	$635,884
112	Chatham	250	373.5	$2.25	$210,094
-	Chattahoochee				$0
19	Chattooga	12,000	373.5	$2.27	$10,174,140
82	Cherokee	2,800	373.5	$2.27	$2,373,966
107	Clarke	500	373.5	$2.27	$423,923
78	Clay	2,500	373.5	$2.65	$2,474,438
-	Clayton				$0
114	Clinch	200	373.5	$2.27	$169,569
114	Cobb	200	373.5	$2.27	$169,569
17	Coffee	12,700	373.5	$2.27	$10,767,632
21	Colquitt	11,100	373.5	$2.27	$9,411,080
90	Columbia	2,300	361.1	$1.95	$1,619,309
93	Cook	2,500	373.5	$1.65	$1,540,688
50	Coweta	5,745	373.5	$2.27	$4,870,870
-	Crawford				$0
-	Crisp				$0
65	Dade	4,500	373.5	$1.90	$3,193,425
79	Dawson	2,860	373.5	$2.27	$2,424,837
11	Decatur	14,700	373.5	$2.27	$12,463,322
-	Dekalb				$0
29	Dodge	9,600	373.5	$2.27	$8,139,312
83	Dooly	2,600	373.5	$2.27	$2,204,397
86	Dougherty	2,300	373.5	$2.25	$1,932,863
109	Douglas	380	373.5	$2.27	$322,181
10	Early	15,700	373.5	$2.27	$13,311,167
98	Echols	1,200	373.5	$2.27	$1,017,414
70	Effingham	3,250	373.5	$2.30	$2,791,913
8	Elbert	12,000	415.0	$2.85	$14,193,000
40	Emanuel	8,000	373.5	$2.27	$6,782,760
72	Evans	3,200	373.5	$2.27	$2,713,104
85	Fannin	2,400	373.5	$2.27	$2,034,828
104	Fayette	800	373.5	$2.27	$678,276
49	Floyd	6,000	373.5	$2.27	$5,087,070
91	Forsyth	1,882	373.5	$2.27	$1,595,644
1	Franklin	22,500	373.5	$2.27	$19,076,513
106	Fulton	900	373.5	$1.65	$554,648
55	Gilmer	5,100	373.5	$2.27	$4,324,010
63	Glascock	3,500	398.4	$2.45	$3,416,280

Rank	County	No.	Prod./Head	$/lb	Farm gate
-	Glynn				$0
30	Gordon	9,500	373.5	$2.27	$8,054,528
17	Grady	12,700	373.5	$2.27	$10,767,632
35	Greene	8,700	373.5	$2.27	$7,376,252
-	Gwinnett				$0
22	Habersham	10,500	373.5	$2.27	$8,902,373
16	Hall	13,094	373.5	$2.27	$11,101,682
84	Hancock	2,500	373.5	$2.27	$2,119,613
49	Haralson	6,000	373.5	$2.27	$5,087,070
37	Harris	3,400	622.5	$3.45	$7,301,925
15	Hart	10,800	456.5	$2.27	$11,191,554
75	Heard	3,145	373.5	$2.27	$2,666,473
89	Henry	3,200	373.5	$1.41	$1,685,232
59	Houston	5,000	373.5	$2.25	$4,201,875
42	Irwin	7,500	373.5	$2.27	$6,358,838
13	Jackson	14,200	373.5	$2.27	$12,039,399
19	Jasper	12,000	373.5	$2.27	$10,174,140
68	Jeff Davis	3,500	373.5	$2.27	$2,967,458
24	Jefferson	9,750	394.3	$2.25	$8,648,859
64	Jenkins	4,000	373.5	$2.27	$3,391,380
44	Johnson	6,000	456.5	$2.27	$6,217,530
39	Jones	8,300	373.5	$2.27	$7,037,114
47	Lamar	6,500	373.5	$2.27	$5,510,993
107	Lanier	500	373.5	$2.27	$423,923
28	Laurens	9,700	373.5	$2.27	$8,224,097
66	Lee	3,700	373.5	$2.27	$3,137,027
115	Liberty	600	124.5	$2.20	$164,340
58	Lincoln	5,000	373.5	$2.27	$4,239,225
84	Long	2,500	373.5	$2.27	$2,119,613
41	Lowndes	7,800	373.5	$2.27	$6,613,191
74	Lumpkin	2,840	415.0	$2.27	$2,675,422
81	Macon	2,850	373.5	$2.25	$2,395,069
3	Madison	21,000	373.5	$2.27	$17,804,745
67	Marion	3,600	373.5	$2.27	$3,052,242
56	McDuffie	5,090	373.5	$2.27	$4,315,531
116	McIntosh	4	664.0	$2.00	$5,312
45	Meriwether	6,500	398.4	$2.35	$6,085,560
36	Miller	7,700	415.0	$2.30	$7,349,650
5	Mitchell	19,100	373.5	$2.27	$16,193,840
60	Monroe	4,400	373.5	$2.27	$3,730,518
92	Montgomery	1,850	373.5	$2.27	$1,568,513
9	Morgan	16,500	373.5	$2.27	$13,989,443
51	Murray	5,545	373.5	$2.27	$4,701,301
114	Muscogee	200	373.5	$2.27	$169,569
12	Newton	14,580	373.5	$2.27	$12,361,580
27	Oconee	9,800	373.5	$2.27	$8,308,881
32	Oglethorpe	9,000	373.5	$2.27	$7,630,605
96	Paulding	1,500	373.5	$2.27	$1,271,768
-	Peach				$0
64	Pickens	4,000	373.5	$2.27	$3,391,380
87	Pierce	2,200	373.5	$2.27	$1,865,259
64	Pike	4,000	373.5	$2.27	$3,391,380
25	Polk	8,000	456.5	$2.35	$8,582,200
103	Pulaski	850	373.5	$2.27	$720,668
62	Putnam	4,200	373.5	$2.27	$3,560,949
100	Quitman	800	415.0	$2.65	$879,800
84	Rabun	2,500	373.5	$2.27	$2,119,613
71	Randolph	2,500	415.0	$2.65	$2,749,375
95	Richmond	1,600	373.5	$2.27	$1,356,552
111	Rockdale	300	373.5	$2.27	$254,354
99	Schley	1,100	373.5	$2.27	$932,630
40	Screven	8,000	373.5	$2.27	$6,782,760

Rank	County	No.	Prod./Head	$/lb	Farm gate
47	Seminole	6,500	373.5	$2.27	$5,510,993
73	Spalding	2,600	398.4	$2.60	$2,693,184
49	Stephens	6,000	373.5	$2.27	$5,087,070
110	Stewart	325	373.5	$2.27	$275,550
68	Sumter	3,500	373.5	$2.27	$2,967,458
54	Talbot	1,900	1037.5	$2.27	$4,474,738
84	Taliaferro	2,500	373.5	$2.27	$2,119,613
26	Tattnall	10,000	373.5	$2.27	$8,478,450
101	Taylor	1,200	373.5	$1.80	$806,760
58	Telfair	5,000	373.5	$2.27	$4,239,225
80	Terrell	2,250	1162.0	$0.92	$2,405,340
18	Thomas	12,200	373.5	$2.27	$10,343,709
40	Tift	8,000	373.5	$2.27	$6,782,760
69	Toombs	3,300	373.5	$2.27	$2,797,889
68	Towns	3,500	373.5	$2.27	$2,967,458
94	Treutlen	1,200	996.0	$1.20	$1,434,240
-	Troup				$0
43	Turner	7,600	373.5	$2.23	$6,330,078
76	Twiggs	3,000	373.5	$2.27	$2,543,535
49	Union	6,000	373.5	$2.27	$5,087,070
42	Upson	7,500	373.5	$2.27	$6,358,838
33	Walker	8,900	373.5	$2.27	$7,545,821
20	Walton	11,500	373.5	$2.27	$9,750,218
72	Ware	3,200	373.5	$2.27	$2,713,104
57	Warren	4,200	415.0	$2.45	$4,270,350
34	Washington	6,000	456.5	$2.75	$7,532,250
52	Wayne	5,500	373.5	$2.27	$4,663,148
76	Webster	3,000	373.5	$2.27	$2,543,535
58	Wheeler	5,000	373.5	$2.27	$4,239,225
14	White	9,000	373.5	$3.50	$11,765,250
53	Whitfield	5,300	373.5	$2.27	$4,493,579
52	Wilcox	5,500	373.5	$2.27	$4,663,148
6	Wilkes	19,000	373.5	$2.27	$16,109,055
97	Wilkinson	1,300	373.5	$2.27	$1,102,199
7	Worth	17,000	373.5	$2.27	$14,413,365
	Totals & Avg.	**878,273**			**$770,772,340**

Percent of Livestock/Aquaculture 39.81%

Top Ten Counties by Value - Beef Cows

County	No. Head	Prod./Head	$/lb	Farm gate
Franklin	22,500	373.5	$2.27	$19,076,513
Carroll	21,507	373.5	$2.27	$18,234,602
Madison	21,000	373.5	$2.27	$17,804,745
Brooks	19,750	373.5	$2.27	$16,744,939
Mitchell	19,100	373.5	$2.27	$16,193,840
Wilkes	19,000	373.5	$2.27	$16,109,055
Worth	17,000	373.5	$2.27	$14,413,365
Elbert	12,000	415.0	$2.85	$14,193,000
Morgan	16,500	373.5	$2.27	$13,989,443
Early	15,700	373.5	$2.27	$13,311,167

Top Ten Counties

For Beef Cows

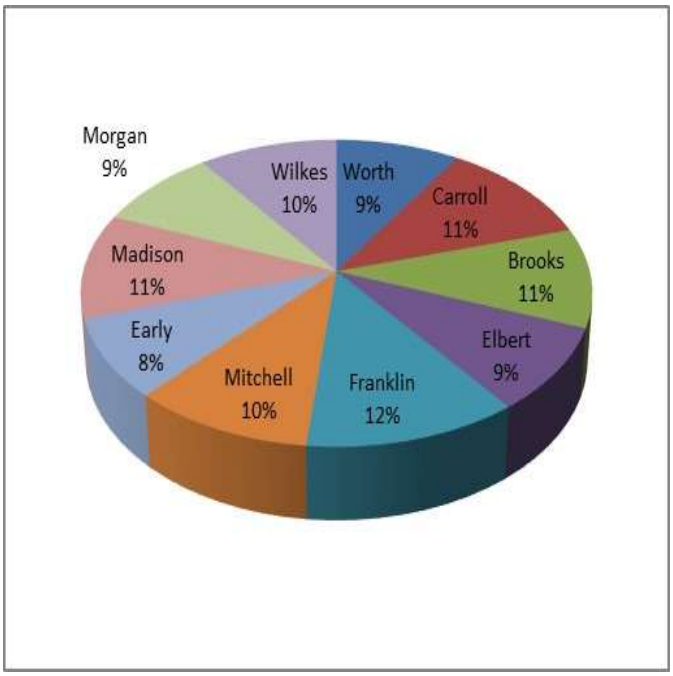

Beef Stockers Farm Gate Value 2023

Rank	County	No.	Prod./Head	$/lb	Farm gate
51	Appling	650	300.0	$1.80	$351,000
26	Atkinson	2,900	300.0	$1.80	$1,566,000
-	Bacon				$0
5	Baker	8,000	300.0	$1.80	$4,320,000
63	Baldwin	260	300.0	$1.80	$140,400
20	Banks	3,100	350.0	$1.80	$1,953,000
36	Barrow	1,000	450.0	$1.80	$810,000
3	Bartow	8,600	300.0	$1.80	$4,644,000
36	Ben Hill	1,500	300.0	$1.80	$810,000
15	Berrien	5,300	300.0	$1.80	$2,862,000
-	Bibb				$0
53	Bleckley	500	300.0	$1.80	$270,000
62	Brantley	200	400.0	$1.80	$144,000
-	Brooks				$0
-	Bryan				$0
46	Bulloch	900	300.0	$1.80	$486,000
35	Burke	1,800	300.0	$1.80	$972,000
47	Butts	850	300.0	$1.80	$459,000
23	Calhoun	2,800	350.0	$1.80	$1,764,000
69	Camden	150	300.0	$1.80	$81,000
54	Candler	400	300.0	$1.80	$216,000
6	Carroll	7,591	300.0	$1.80	$4,099,140
47	Catoosa	850	300.0	$1.80	$459,000
73	Charlton	60	300.0	$1.80	$32,400
-	Chatham				$0
-	Chattahoochee				$0
19	Chattooga	4,000	300.0	$1.80	$2,160,000
-	Cherokee				$0
-	Clarke				$0
48	Clay	800	300.0	$1.80	$432,000
59	Clayton	400	300.0	$1.45	$174,000
-	Clinch				$0
-	Cobb				$0
1	Coffee	10,795	300.0	$1.80	$5,829,300
53	Colquitt	500	300.0	$1.80	$270,000
66	Columbia	300	325.0	$1.35	$131,625
30	Cook	3,600	300.0	$1.31	$1,414,800
-	Coweta				$0
-	Crawford				$0
68	Crisp	200	300.0	$1.80	$108,000
61	Dade	350	300.0	$1.45	$152,250
-	Dawson				$0
19	Decatur	4,000	300.0	$1.80	$2,160,000
-	Dekalb				$0
25	Dodge	3,000	300.0	$1.80	$1,620,000
48	Dooly	800	300.0	$1.80	$432,000
-	Dougherty				$0
-	Douglas				$0
14	Early	5,500	300.0	$1.80	$2,970,000
-	Echols				$0
64	Effingham	280	300.0	$1.65	$138,600
58	Elbert	300	300.0	$2.00	$180,000
34	Emanuel	2,000	300.0	$1.80	$1,080,000
43	Evans	1,000	300.0	$1.80	$540,000
37	Fannin	1,400	300.0	$1.80	$756,000
-	Fayette				$0
12	Floyd	6,000	300.0	$1.80	$3,240,000
-	Forsyth				$0
13	Franklin	4,900	350.0	$1.80	$3,087,000
56	Fulton	500	300.0	$1.31	$196,500
21	Gilmer	3,600	300.0	$1.80	$1,944,000
27	Glascock	2,400	350.0	$1.80	$1,512,000
-	Glynn				$0
65	Gordon	250	300.0	$1.80	$135,000
18	Grady	4,300	300.0	$1.80	$2,322,000
53	Greene	500	300.0	$1.80	$270,000
-	Gwinnett				$0
29	Habersham	2,500	300.0	$1.90	$1,425,000
26	Hall	2,900	300.0	$1.80	$1,566,000
71	Hancock	75	300.0	$1.80	$40,500
-	Haralson				$0
38	Harris	450	550.0	$2.90	$717,750
11	Hart	4,700	400.0	$1.80	$3,384,000
36	Heard	1,500	300.0	$1.80	$810,000
-	Henry				$0
60	Houston	300	300.0	$1.80	$162,000
-	Irwin				$0
14	Jackson	5,500	300.0	$1.80	$2,970,000
34	Jasper	2,000	300.0	$1.80	$1,080,000
-	Jeff Davis				$0
45	Jefferson	900	300.0	$1.84	$496,800
-	Jenkins				$0
7	Johnson	7,500	300.0	$1.80	$4,050,000
-	Jones				$0
57	Lamar	350	300.0	$1.80	$189,000
53	Lanier	500	300.0	$1.80	$270,000
43	Laurens	1,000	300.0	$1.80	$540,000
75	Lee	48	300.0	$1.80	$25,920
-	Liberty				$0
65	Lincoln	250	300.0	$1.80	$135,000
-	Long				$0
52	Lowndes	600	300.0	$1.80	$324,000
-	Lumpkin				$0
67	Macon	225	300.0	$1.80	$121,500
36	Madison	1,500	300.0	$1.80	$810,000
-	Marion				$0
44	McDuffie	950	300.0	$1.80	$513,000
76	McIntosh	27	450.0	$1.20	$14,580
33	Meriwether	1,700	350.0	$1.85	$1,100,750
-	Miller				$0
10	Mitchell	6,000	300.0	$1.89	$3,402,000
31	Monroe	2,600	300.0	$1.80	$1,404,000
-	Montgomery				$0
48	Morgan	800	300.0	$1.80	$432,000
-	Murray				$0
-	Muscogee				$0
41	Newton	1,200	300.0	$1.80	$648,000
74	Oconee	55	300.0	$1.80	$29,700
2	Oglethorpe	10,000	300.0	$1.80	$5,400,000
-	Paulding				$0
-	Peach				$0
-	Pickens				$0
70	Pierce	100	300.0	$1.80	$54,000
50	Pike	360	550.0	$1.80	$356,400
9	Polk	3,500	475.0	$2.05	$3,408,125
49	Pulaski	700	300.0	$1.80	$378,000
46	Putnam	900	300.0	$1.80	$486,000
42	Quitman	800	310.0	$2.30	$570,400
-	Rabun				$0
8	Randolph	5,400	310.0	$2.30	$3,850,200
-	Richmond				$0
-	Rockdale				$0
48	Schley	800	300.0	$1.80	$432,000
34	Screven	2,000	300.0	$1.80	$1,080,000

Rank	County	No.	Prod./Head	$/lb	Farm gate
34	Seminole	2,000	300.0	$1.80	$1,080,000
57	Spalding	300	300.0	$2.10	$189,000
12	Stephens	6,000	300.0	$1.80	$3,240,000
-	Stewart				$0
65	Sumter	250	300.0	$1.80	$135,000
-	Talbot				$0
-	Taliaferro				$0
43	Tattnall	1,000	300.0	$1.80	$540,000
72	Taylor	75	300.0	$1.45	$32,625
39	Telfair	1,275	300.0	$1.80	$688,500
28	Terrell	975	700.0	$2.20	$1,501,500
4	Thomas	8,250	300.0	$1.80	$4,455,000
53	Tift	500	300.0	$1.80	$270,000
16	Toombs	5,100	300.0	$1.80	$2,754,000
69	Towns	150	300.0	$1.80	$81,000
24	Treutlen	1,200	500.0	$2.90	$1,740,000
-	Troup				$0
40	Turner	1,300	300.0	$1.76	$686,400
-	Twiggs				$0
53	Union	500	300.0	$1.80	$270,000
53	Upson	500	300.0	$1.80	$270,000
53	Walker	500	300.0	$1.80	$270,000
-	Walton				$0
55	Ware	380	300.0	$1.80	$205,200
32	Warren	2,000	350.0	$1.80	$1,260,000
22	Washington	2,500	400.0	$1.80	$1,800,000
57	Wayne	350	300.0	$1.80	$189,000
-	Webster				$0
39	Wheeler	1,275	300.0	$1.80	$688,500
-	White				$0
-	Whitfield				$0
53	Wilcox	500	300.0	$1.80	$270,000
41	Wilkes	1,200	300.0	$1.80	$648,000
49	Wilkinson	700	300.0	$1.80	$378,000
17	Worth	4,800	300.0	$1.80	$2,592,000
	Totals & Avg.	**223,356**			**$128,604,365**

Percent of Livestock/Aquaculture 6.64%

Top Ten Counties by Value - Beef Stockers

County	No.	Prod./Head	$/lb	Farm gate
Coffee	10,795	300.0	$1.80	$5,829,300
Oglethorpe	10,000	300.0	$1.80	$5,400,000
Bartow	8,600	300.0	$1.80	$4,644,000
Thomas	8,250	300.0	$1.80	$4,455,000
Baker	8,000	300.0	$1.80	$4,320,000
Carroll	7,591	300.0	$1.80	$4,099,140
Johnson	7,500	300.0	$1.80	$4,050,000
Randolph	5,400	310.0	$2.30	$3,850,200
Polk	3,500	475.0	$2.05	$3,408,125
Mitchell	6,000	300.0	$1.89	$3,402,000

Top Ten Counties

For Beef Stockers

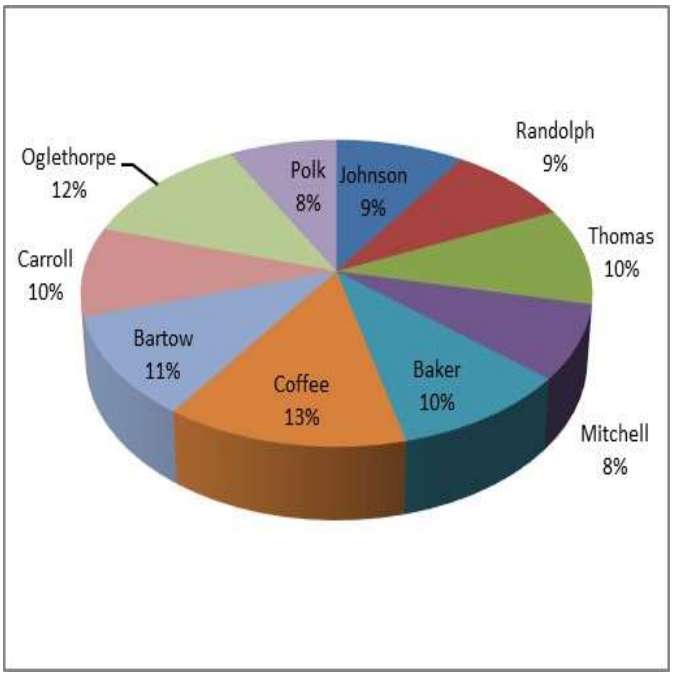

Catfish Farm Gate Value 2023

Rank	County	Pond	Lbs/Acre	$/lb	Farm gate
-	Appling				$0
-	Atkinson				$0
-	Bacon				$0
2	Baker	150	3,000	$3.75	$1,687,500
-	Baldwin				$0
-	Banks				$0
-	Barrow				$0
-	Bartow				$0
-	Ben Hill				$0
-	Berrien				$0
-	Bibb				$0
-	Bleckley				$0
-	Brantley				$0
-	Brooks				$0
4	Bryan	10	20,000	$3.00	$600,000
-	Bulloch				$0
-	Burke				$0
6	Butts	50	3,000	$3.00	$450,000
-	Calhoun				$0
-	Camden				$0
-	Candler				$0
12	Carroll	4	3,000	$5.00	$60,000
-	Catoosa				$0
-	Charlton				$0
-	Chatham				$0
-	Chattahoochee				$0
-	Chattooga				$0
-	Cherokee				$0
-	Clarke				$0
-	Clay				$0
-	Clayton				$0
-	Clinch				$0
-	Cobb				$0
-	Coffee				$0
-	Colquitt				$0
-	Columbia				$0
-	Cook				$0
-	Coweta				$0
-	Crawford				$0
-	Crisp				$0
-	Dade				$0
-	Dawson				$0
-	Decatur				$0
-	Dekalb				$0
-	Dodge				$0
-	Dooly				$0
-	Dougherty				$0
-	Douglas				$0
-	Early				$0
-	Echols				$0
-	Effingham				$0
15	Elbert	2	2,500	$3.50	$17,500
-	Emanuel				$0
-	Evans				$0
-	Fannin				$0
-	Fayette				$0
-	Floyd				$0
-	Forsyth				$0
-	Franklin				$0
-	Fulton				$0
-	Gilmer				$0
-	Glascock				$0

Rank	County	Pond	Lbs/Acre	$/lb	Farm gate
-	Glynn				$0
-	Gordon				$0
-	Grady				$0
-	Greene				$0
-	Gwinnett				$0
-	Habersham				$0
-	Hall				$0
-	Hancock				$0
-	Haralson				$0
-	Harris				$0
-	Hart				$0
-	Heard				$0
-	Henry				$0
-	Houston				$0
-	Irwin				$0
7	Jackson	35	3,000	$3.50	$367,500
-	Jasper				$0
-	Jeff Davis				$0
3	Jefferson	160	3,000	$3.00	$1,440,000
-	Jenkins				$0
-	Johnson				$0
-	Jones				$0
-	Lamar				$0
-	Lanier				$0
-	Laurens				$0
-	Lee				$0
-	Liberty				$0
-	Lincoln				$0
-	Long				$0
-	Lowndes				$0
-	Lumpkin				$0
-	Macon				$0
11	Madison	8	3,000	$3.30	$79,200
-	Marion				$0
-	McDuffie				$0
-	McIntosh				$0
5	Meriwether	100	2,000	$2.75	$550,000
-	Miller				$0
-	Mitchell				$0
-	Monroe				$0
-	Montgomery				$0
-	Morgan				$0
-	Murray				$0
-	Muscogee				$0
-	Newton				$0
-	Oconee				$0
-	Oglethorpe				$0
-	Paulding				$0
-	Peach				$0
-	Pickens				$0
-	Pierce				$0
8	Pike	22	3,000	$3.00	$198,000
17	Polk	15	80	$4.10	$4,920
10	Pulaski	10	3,000	$4.00	$120,000
13	Putnam	3	3,000	$3.00	$27,000
-	Quitman				$0
-	Rabun				$0
-	Randolph				$0
-	Richmond				$0
-	Rockdale				$0
-	Schley				$0
-	Screven				$0

Rank	County	Pond	Lbs/Acre	$/lb	Farm gate
-	Seminole				$0
14	Spalding	3	1,800	$3.50	$18,900
-	Stephens				$0
-	Stewart				$0
-	Sumter				$0
-	Talbot				$0
-	Taliaferro				$0
-	Tattnall				$0
-	Taylor				$0
-	Telfair				$0
-	Terrell				$0
1	Thomas	2,000	3,000	$3.00	$18,000,000
-	Tift				$0
-	Toombs				$0
-	Towns				$0
-	Treutlen				$0
-	Troup				$0
-	Turner				$0
-	Twiggs				$0
-	Union				$0
-	Upson				$0
-	Walker				$0
-	Walton				$0
-	Ware				$0
-	Warren				$0
-	Washington				$0
-	Wayne				$0
-	Webster				$0
9	Wheeler	20	2,200	$3.00	$132,000
16	White	5	250	$7.00	$8,750
-	Whitfield				$0
-	Wilcox				$0
18	Wilkes	1	1,000	$3.00	$3,000
-	Wilkinson				$0
-	Worth				$0
	Totals & Avg.	**2,598**			**$23,764,270**

Percent of Livestock/Aquaculture 1.23%

Top Ten Counties by Value - Catfish

County	Pond	Lbs/Acre	$/lb	Farm gate
Thomas	2,000	3,000	$3.00	$18,000,000
Baker	150	3,000	$3.75	$1,687,500
Jefferson	160	3,000	$3.00	$1,440,000
Bryan	10	20,000	$3.00	$600,000
Meriwether	100	2,000	$2.75	$550,000
Butts	50	3,000	$3.00	$450,000
Jackson	35	3,000	$3.50	$367,500
Pike	22	3,000	$3.00	$198,000
Wheeler	20	2,200	$3.00	$132,000
Pulaski	10	3,000	$4.00	$120,000

Top Ten Counties

For Catfish

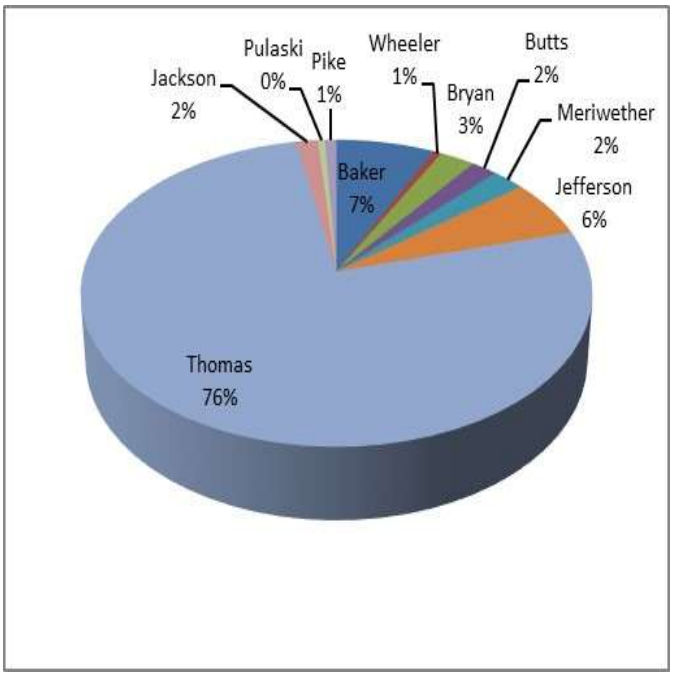

Dairy Farm Gate Value 2023

Rank	County	No.	Prod./Head	$/lb	Farm gate
24	Appling	500	18,209	$0.23	$2,094,035
-	Atkinson				$0
-	Bacon				$0
-	Baker				$0
-	Baldwin				$0
33	Banks	80	14,000	$0.23	$257,600
-	Barrow				$0
-	Bartow				$0
-	Ben Hill				$0
-	Berrien				$0
-	Bibb				$0
-	Bleckley				$0
-	Brantley				$0
3	Brooks	11,000	22,275	$0.23	$56,355,750
-	Bryan				$0
-	Bulloch				$0
2	Burke	15,000	22,275	$0.23	$76,848,750
-	Butts				$0
-	Calhoun				$0
-	Camden				$0
-	Candler				$0
-	Carroll				$0
-	Catoosa				$0
-	Charlton				$0
-	Chatham				$0
-	Chattahoochee				$0
-	Chattooga				$0
-	Cherokee				$0
-	Clarke				$0
-	Clay				$0
-	Clayton				$0
-	Clinch				$0
-	Cobb				$0
-	Coffee				$0
-	Colquitt				$0
-	Columbia				$0
-	Cook				$0
29	Coweta	175	17,000	$0.23	$684,250
-	Crawford				$0
16	Crisp	800	22,275	$0.23	$4,098,600
-	Dade				$0
36	Dawson	35	18,209	$0.23	$146,582
12	Decatur	1,200	22,275	$0.23	$6,147,900
-	Dekalb				$0
-	Dodge				$0
-	Dooly				$0
-	Dougherty				$0
-	Douglas				$0
-	Early				$0
-	Echols				$0
-	Effingham				$0
-	Elbert				$0
-	Emanuel				$0
-	Evans				$0
-	Fannin				$0
-	Fayette				$0
34	Floyd	38	22,275	$0.23	$194,684
40	Forsyth	5	22,275	$0.23	$25,616
-	Franklin				$0
38	Fulton	2	15,000	$2.00	$60,000
-	Gilmer				$0
-	Glascock				$0
-	Glynn				$0
-	Gordon				$0
18	Grady	614	22,275	$0.23	$3,145,676
31	Greene	100	22,275	$0.23	$512,325
-	Gwinnett				$0
37	Habersham	12	22,275	$0.30	$80,190
27	Hall	210	25,576	$0.23	$1,235,321
30	Hancock	150	18,000	$0.23	$621,000
-	Haralson				$0
-	Harris				$0
25	Hart	300	22,275	$0.23	$1,536,975
-	Heard				$0
-	Henry				$0
20	Houston	500	22,000	$0.23	$2,530,000
-	Irwin				$0
-	Jackson				$0
11	Jasper	1,250	22,000	$0.27	$7,425,000
-	Jeff Davis				$0
13	Jefferson	1,300	18,500	$0.23	$5,531,500
-	Jenkins				$0
-	Johnson				$0
21	Jones	470	22,275	$0.23	$2,407,928
23	Lamar	450	18,209	$0.27	$2,212,394
-	Lanier				$0
-	Laurens				$0
8	Lee	3,500	22,275	$0.23	$17,931,375
-	Liberty				$0
-	Lincoln				$0
-	Long				$0
-	Lowndes				$0
39	Lumpkin	15	8,209	$0.22	$27,090
1	Macon	16,000	28,000	$0.25	$112,000,000
28	Madison	200	22,275	$0.23	$1,024,650
-	Marion				$0
22	McDuffie	385	26,500	$0.23	$2,346,575
-	McIntosh				$0
26	Meriwether	325	18,500	$0.21	$1,262,625
-	Miller				$0
6	Mitchell	4,250	22,275	$0.23	$21,773,813
-	Monroe				$0
-	Montgomery				$0
5	Morgan	4,280	28,000	$0.23	$27,563,200
14	Murray	1,040	22,275	$0.23	$5,328,180
-	Muscogee				$0
-	Newton				$0
-	Oconee				$0
12	Oglethorpe	1,200	22,275	$0.23	$6,147,900
-	Paulding				$0
-	Peach				$0
43	Pickens	30	500	$0.23	$3,450
-	Pierce				$0
41	Pike	2	20,000	$0.23	$9,200
32	Polk	75	18,200	$0.25	$341,250
-	Pulaski				$0
7	Putnam	4,150	21,000	$0.23	$20,044,500
-	Quitman				$0
-	Rabun				$0
-	Randolph				$0
-	Richmond				$0
-	Rockdale				$0
-	Schley				$0
-	Screven				$0

Rank	County	No.	Prod./Head	$/lb	Farm gate
-	Seminole				$0
-	Spalding				$0
-	Stephens				$0
-	Stewart				$0
4	Sumter	7,000	21,000	$0.20	$29,400,000
-	Talbot				$0
42	Taliaferro	1	22,043	$0.23	$5,070
-	Tattnall				$0
-	Taylor				$0
-	Telfair				$0
-	Terrell				$0
19	Thomas	600	22,275	$0.23	$3,073,950
-	Tift				$0
-	Toombs				$0
-	Towns				$0
-	Treutlen				$0
9	Troup	3,300	18,400	$0.20	$12,144,000
-	Turner				$0
-	Twiggs				$0
-	Union				$0
-	Upson				$0
31	Walker	100	22,275	$0.23	$512,325
-	Walton				$0
16	Ware	800	22,275	$0.23	$4,098,600
-	Warren				$0
17	Washington	700	18,000	$0.27	$3,402,000
-	Wayne				$0
-	Webster				$0
-	Wheeler				$0
-	White				$0
35	Whitfield	40	18,000	$0.23	$165,600
15	Wilcox	900	21,000	$0.23	$4,347,000
10	Wilkes	1,500	22,275	$0.23	$7,684,875
-	Wilkinson				$0
-	Worth				$0
	Totals & Avg.	**84,584**			**$454,789,302**

Percent of Livestock/Aquaculture 23.49%

Top Ten Counties by Value - Dairy

County	No. Head	Prod./Head	$/lb	Farm gate
Macon	16,000	28,000	$0.25	$112,000,000
Burke	15,000	22,275	$0.23	$76,848,750
Brooks	11,000	22,275	$0.23	$56,355,750
Sumter	7,000	21,000	$0.20	$29,400,000
Morgan	4,280	28,000	$0.23	$27,563,200
Mitchell	4,250	22,275	$0.23	$21,773,813
Putnam	4,150	21,000	$0.23	$20,044,500
Lee	3,500	22,275	$0.23	$17,931,375
Troup	3,300	18,400	$0.20	$12,144,000
Wilkes	1,500	22,275	$0.23	$7,684,875

Top Ten Counties

For Dairy

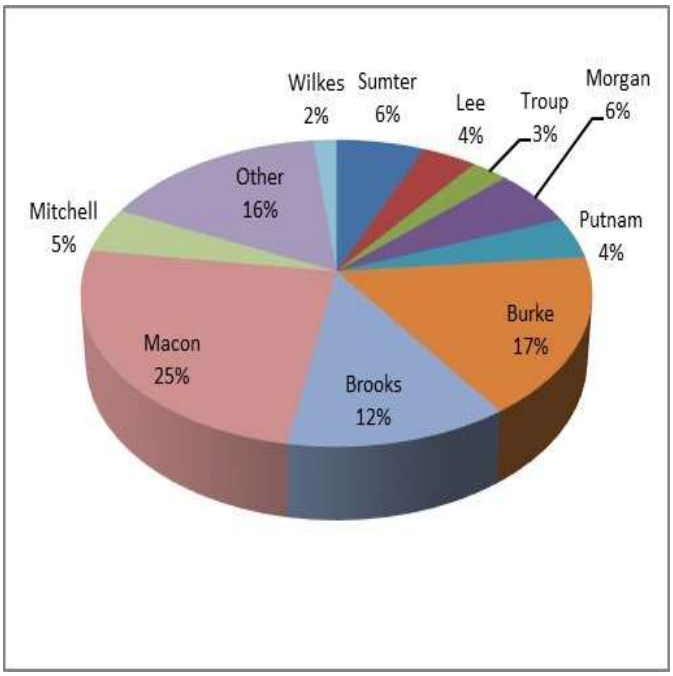

Goats Farm Gate Value 2023

Rank	County	No.	Prod./Head	$/Hd.	Farm gate
63	Appling	400	1.25	$129.23	$64,615
35	Atkinson	800	1.25	$129.23	$129,230
62	Bacon	400	1.25	$130.00	$65,000
21	Baker	1,500	1.25	$129.23	$242,306
96	Baldwin	110	1.25	$129.23	$17,769
40	Banks	650	1.25	$145.00	$117,813
46	Barrow	630	1.25	$130.00	$102,375
51	Bartow	597	1.25	$129.23	$96,438
64	Ben Hill	400	1.25	$129.00	$64,500
94	Berrien	120	1.25	$129.23	$19,385
85	Bibb	175	1.25	$129.00	$28,219
80	Bleckley	200	1.25	$140.00	$35,000
89	Brantley	150	1.25	$129.23	$24,231
25	Brooks	1,250	1.25	$129.23	$201,922
97	Bryan	100	1.25	$120.00	$15,000
8	Bulloch	2,500	1.25	$129.23	$403,844
45	Burke	650	1.25	$129.23	$104,999
100	Butts	70	1.25	$129.23	$11,308
99	Calhoun	75	1.25	$140.00	$13,125
-	Camden				$0
-	Candler				$0
37	Carroll	485	1.25	$200.00	$121,250
31	Catoosa	1,000	1.25	$129.23	$161,538
83	Charlton	150	1.25	$161.04	$30,195
-	Chatham				$0
-	Chattahoochee				$0
66	Chattooga	300	1.25	$150.00	$56,250
-	Cherokee				$0
103	Clarke	50	1.25	$129.23	$8,077
86	Clay	130	1.25	$160.00	$26,000
15	Clayton	1,700	1.25	$139.75	$296,969
91	Clinch	140	1.25	$129.00	$22,575
61	Cobb	350	1.25	$150.00	$65,625
81	Coffee	200	1.25	$129.23	$32,308
44	Colquitt	650	1.25	$130.00	$105,625
67	Columbia	350	1.25	$125.00	$54,688
48	Cook	500	1.25	$161.04	$100,650
74	Coweta	263	1.25	$129.23	$42,484
-	Crawford				$0
27	Crisp	1,200	1.25	$129.23	$193,845
34	Dade	675	1.25	$155.00	$130,781
85	Dawson	175	1.25	$129.00	$28,219
63	Decatur	400	1.25	$129.23	$64,615
-	Dekalb				$0
53	Dodge	450	1.25	$160.00	$90,000
76	Dooly	250	1.25	$129.23	$40,384
95	Dougherty	110	1.25	$130.00	$17,875
100	Douglas	70	1.25	$129.23	$11,308
9	Early	2,300	1.25	$129.23	$371,536
-	Echols				$0
26	Effingham	1,200	1.25	$130.00	$195,000
41	Elbert	500	1.25	$185.00	$115,625
21	Emanuel	1,500	1.25	$129.23	$242,306
-	Evans				$0
54	Fannin	550	1.25	$129.23	$88,846
79	Fayette	217	1.25	$129.23	$35,054
11	Floyd	2,100	1.25	$129.23	$339,229
88	Forsyth	156	1.25	$129.23	$25,200
16	Franklin	1,800	1.25	$129.23	$290,768
52	Fulton	450	1.25	$161.04	$90,585
81	Gilmer	200	1.25	$129.23	$32,308
17	Glascock	1,650	1.25	$140.00	$288,750
-	Glynn				$0
21	Gordon	1,500	1.25	$129.23	$242,306
76	Grady	250	1.25	$129.23	$40,384
47	Greene	450	1.25	$180.00	$101,250
57	Gwinnett	380	1.25	$159.74	$75,877
2	Habersham	4,500	1.25	$130.00	$731,250
29	Hall	1,104	1.25	$129.23	$178,337
55	Hancock	550	1.25	$127.00	$87,313
103	Haralson	50	1.25	$129.23	$8,077
42	Harris	350	1.25	$250.00	$109,375
32	Hart	900	1.25	$135.00	$151,875
38	Heard	750	1.25	$129.23	$121,153
105	Henry	34	1.25	$129.03	$5,484
67	Houston	350	1.25	$125.00	$54,688
36	Irwin	800	1.25	$129.00	$129,000
14	Jackson	1,500	1.25	$161.04	$301,950
12	Jasper	2,000	1.25	$129.23	$323,075
35	Jeff Davis	800	1.25	$129.23	$129,230
49	Jefferson	600	1.25	$130.00	$97,500
-	Jenkins				$0
7	Johnson	2,500	1.25	$135.00	$421,875
43	Jones	675	1.25	$129.23	$109,038
14	Lamar	1,500	1.25	$161.04	$301,950
68	Lanier	330	1.25	$129.23	$53,307
25	Laurens	1,250	1.25	$129.23	$201,922
81	Lee	200	1.25	$129.23	$32,308
82	Liberty	200	1.25	$129.00	$32,250
73	Lincoln	275	1.25	$129.23	$44,423
33	Long	700	1.25	$161.00	$140,875
10	Lowndes	2,200	1.25	$130.00	$357,500
78	Lumpkin	175	1.25	$161.00	$35,219
18	Macon	1,750	1.25	$129.23	$282,691
3	Madison	3,500	1.25	$150.00	$656,250
56	Marion	500	1.25	$129.23	$80,769
50	McDuffie	600	1.25	$129.23	$96,923
-	McIntosh				$0
80	Meriwether	200	1.25	$140.00	$35,000
-	Miller				$0
56	Mitchell	500	1.25	$129.23	$80,769
58	Monroe	450	1.25	$129.23	$72,692
92	Montgomery	140	1.25	$125.00	$21,875
35	Morgan	800	1.25	$129.23	$129,230
56	Murray	500	1.25	$129.23	$80,769
106	Muscogee	25	1.25	$129.23	$4,038
59	Newton	425	1.25	$130.00	$69,063
90	Oconee	46	1.25	$400.00	$23,000
23	Oglethorpe	1,200	1.25	$150.00	$225,000
30	Paulding	700	1.25	$190.00	$166,250
-	Peach				$0
93	Pickens	100	1.25	$160.00	$20,000
89	Pierce	150	1.25	$129.23	$24,231
60	Pike	425	1.25	$129.23	$68,653
1	Polk	2,650	1.25	$225.00	$745,313
102	Pulaski	50	1.25	$130.00	$8,125
96	Putnam	110	1.25	$129.23	$17,769
-	Quitman				$0
-	Rabun				$0
86	Randolph	130	1.25	$160.00	$26,000
85	Richmond	175	1.25	$129.00	$28,219
-	Rockdale				$0
81	Schley	200	1.25	$129.23	$32,308
31	Screven	1,000	1.25	$129.23	$161,538

Rank	County	No.	Prod./Head	$/Hd.	Farm gate
-	Seminole				$0
84	Spalding	150	1.25	$161.00	$30,188
28	Stephens	600	1.25	$250.00	$187,500
98	Stewart	90	1.25	$129.23	$14,538
104	Sumter	50	1.25	$129.00	$8,063
65	Talbot	350	1.25	$129.23	$56,538
89	Taliaferro	150	1.25	$129.23	$24,231
21	Tattnall	1,500	1.25	$129.23	$242,306
66	Taylor	150	1.25	$300.00	$56,250
5	Telfair	4,000	1.25	$129.23	$646,150
70	Terrell	175	1.25	$225.00	$49,219
-	Thomas				$0
20	Tift	1,500	1.25	$130.00	$243,750
39	Toombs	750	1.25	$129.00	$120,938
87	Towns	160	1.25	$129.23	$25,846
77	Treutlen	220	1.25	$129.23	$35,538
24	Troup	850	1.25	$200.00	$212,500
72	Turner	290	1.25	$127.00	$46,038
75	Twiggs	250	1.25	$130.00	$40,625
50	Union	600	1.25	$129.23	$96,923
6	Upson	3,000	1.25	$129.23	$484,613
22	Walker	1,400	1.25	$129.23	$226,153
31	Walton	1,000	1.25	$129.23	$161,538
-	Ware				$0
19	Warren	1,600	1.25	$140.00	$280,000
13	Washington	1,600	1.25	$160.00	$320,000
4	Wayne	4,000	1.25	$130.00	$650,000
81	Webster	200	1.25	$129.23	$32,308
69	Wheeler	325	1.25	$129.23	$52,500
101	White	60	1.25	$129.23	$9,692
71	Whitfield	300	1.25	$129.23	$48,461
31	Wilcox	1,000	1.25	$129.23	$161,538
56	Wilkes	500	1.25	$129.23	$80,769
-	Wilkinson				$0
7	Worth	2,500	1.25	$135.00	$421,875
	Totals & Avg.	**105,517**			**$18,415,386**

Percent of Livestock/Aquaculture 0.95%

Top Ten Counties by Value - Goats

County	No.	Prod./Head	$/Hd.	Farm gate
Polk	2,650	1.25	$225.00	$745,313
Habersham	4,500	1.25	$130.00	$731,250
Madison	3,500	1.25	$150.00	$656,250
Wayne	4,000	1.25	$130.00	$650,000
Telfair	4,000	1.25	$129.23	$646,150
Upson	3,000	1.25	$129.23	$484,613
Johnson	2,500	1.25	$135.00	$421,875
Worth	2,500	1.25	$135.00	$421,875
Bulloch	2,500	1.25	$129.23	$403,844
Early	2,300	1.25	$129.23	$371,536

Top Ten Counties

For Goats

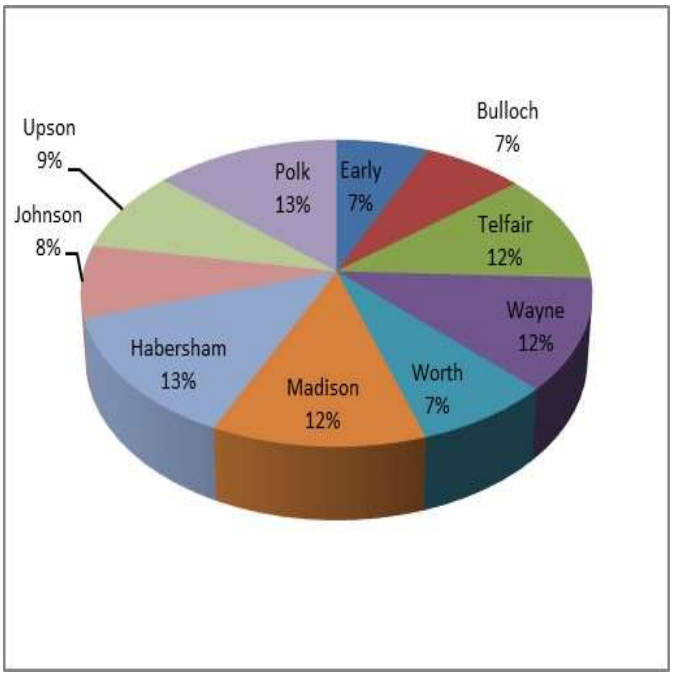

Honeybees (including packages, nucleus colonies, and queens) Farm Gate Value 2023

Rank	County	Farm gate Value
1	Appling	$12,974,300
27	Atkinson	$529,754
11	Bacon	$1,742,000
35	Baker	$385,500
39	Baldwin	$332,250
23	Banks	$663,500
94	Barrow	$42,000
64	Bartow	$109,475
-	Ben Hill	$0
66	Berrien	$100,320
-	Bibb	$0
79	Bleckley	$67,425
41	Brantley	$295,500
45	Brooks	$236,300
-	Bryan	$0
43	Bulloch	$277,700
53	Burke	$165,800
-	Butts	$0
52	Calhoun	$175,200
-	Camden	$0
-	Candler	$0
33	Carroll	$391,567
-	Catoosa	$0
49	Charlton	$197,697
22	Chatham	$680,000
-	Chattahoochee	$0
57	Chattooga	$133,300
93	Cherokee	$43,000
95	Clarke	$41,202
-	Clay	$0
54	Clayton	$164,180
2	Clinch	$10,383,065
86	Cobb	$47,850
6	Coffee	$3,078,669
7	Colquitt	$2,640,000
-	Columbia	$0
8	Cook	$2,409,580
67	Coweta	$90,000
-	Crawford	$0
16	Crisp	$1,298,000
81	Dade	$63,800
68	Dawson	$87,680
97	Decatur	$40,350
-	Dekalb	$0
-	Dodge	$0
36	Dooly	$369,600
96	Dougherty	$40,650
19	Douglas	$884,500
87	Early	$47,850
10	Echols	$1,900,000
21	Effingham	$712,500
84	Elbert	$53,850
89	Emanuel	$47,275
14	Evans	$1,510,000
-	Fannin	$0
61	Fayette	$124,200
24	Floyd	$600,550
55	Forsyth	$140,857
82	Franklin	$61,164
56	Fulton	$134,063
78	Gilmer	$69,600
47	Glascock	$221,100

Rank	County	Farm gate Value
-	Glynn	$0
-	Gordon	$0
58	Grady	$130,500
-	Greene	$0
-	Gwinnett	$0
42	Habersham	$291,800
63	Hall	$120,442
28	Hancock	$516,650
15	Haralson	$1,426,800
31	Harris	$417,750
65	Hart	$109,300
-	Heard	$0
92	Henry	$43,065
90	Houston	$46,800
-	Irwin	$0
70	Jackson	$85,355
-	Jasper	$0
38	Jeff Davis	$349,000
-	Jefferson	$0
-	Jenkins	$0
76	Johnson	$73,125
-	Jones	$0
51	Lamar	$186,454
-	Lanier	$0
-	Laurens	$0
-	Lee	$0
-	Liberty	$0
91	Lincoln	$43,500
69	Long	$85,869
25	Lowndes	$539,200
99	Lumpkin	$38,050
-	Macon	$0
72	Madison	$80,600
-	Marion	$0
-	McDuffie	$0
-	McIntosh	$0
-	Meriwether	$0
-	Miller	$0
-	Mitchell	$0
71	Monroe	$85,300
3	Montgomery	$6,842,000
-	Morgan	$0
13	Murray	$1,518,600
-	Muscogee	$0
59	Newton	$129,460
-	Oconee	$0
-	Oglethorpe	$0
-	Paulding	$0
-	Peach	$0
85	Pickens	$52,200
9	Pierce	$2,180,056
62	Pike	$123,275
83	Polk	$58,500
46	Pulaski	$233,500
34	Putnam	$386,810
-	Quitman	$0
12	Rabun	$1,520,500
-	Randolph	$0
-	Richmond	$0
88	Rockdale	$47,850
-	Schley	$0
-	Screven	$0

Rank	County	Farm gate Value
73	Seminole	$79,390
74	Spalding	$77,610
44	Stephens	$263,650
-	Stewart	$0
-	Sumter	$0
-	Talbot	$0
-	Taliaferro	$0
18	Tattnall	$997,000
-	Taylor	$0
32	Telfair	$407,496
-	Terrell	$0
-	Thomas	$0
30	Tift	$492,400
4	Toombs	$6,689,150
-	Towns	$0
-	Treutlen	$0
77	Troup	$69,840
50	Turner	$195,574
-	Twiggs	$0
98	Union	$39,150
20	Upson	$728,000
48	Walker	$215,500
37	Walton	$365,300
17	Ware	$1,094,700
75	Warren	$75,000
80	Washington	$66,833
29	Wayne	$511,286
-	Webster	$0
60	Wheeler	$124,618
26	White	$532,600
-	Whitfield	$0
40	Wilcox	$328,500
-	Wilkes	$0
-	Wilkinson	$0
5	Worth	$4,315,610
	Totals & Avg.	$82,236,239

Percent of Livestock/Aquaculture 3.18%

Top Ten Counties by Value - Honeybees

County	Farm gate Value
Appling	$12,974,300
Clinch	$10,383,065
Montgomery	$6,842,000
Toombs	$6,689,150
Worth	$4,315,610
Coffee	$3,078,669
Colquitt	$2,640,000
Cook	$2,409,580
Pierce	$2,180,056
Echols	$1,900,000

Top Ten Counties

For Honeybees (including packages, nucleus colonies, and queens)

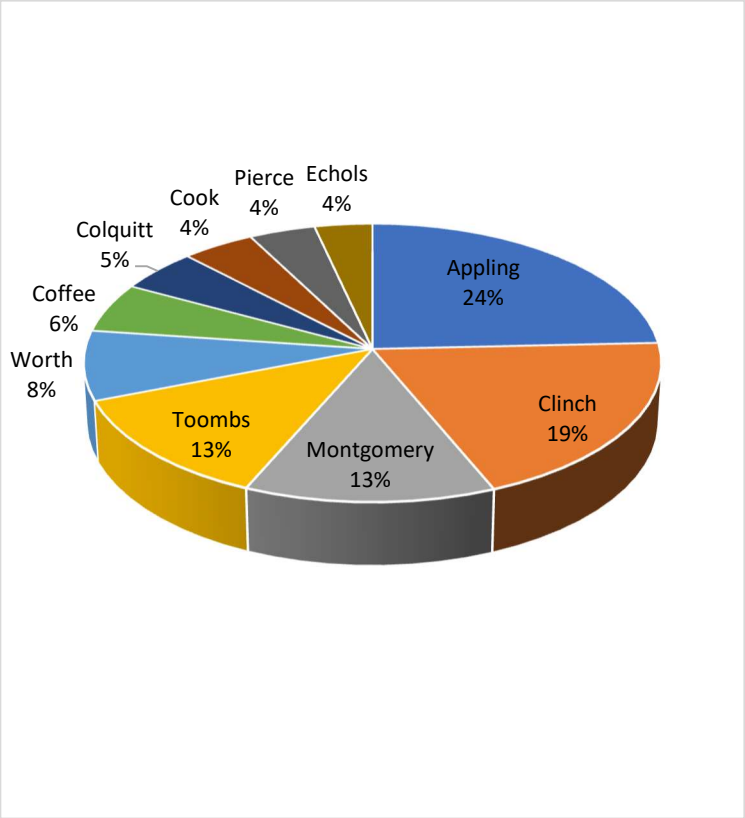

Horses - Boarding, Training, Breeding Farm Gate Value 2023

Rank	County	No. Head	$/Hd.	Farm gate
45	Appling	200	$3,500.00	$700,000
86	Atkinson	6	$3,500.00	$21,000
-	Bacon			$0
38	Baker	250	$3,500.00	$875,000
41	Baldwin	200	$3,800.00	$760,000
33	Banks	325	$3,500.00	$1,137,500
60	Barrow	100	$3,500.00	$350,000
13	Bartow	746	$4,500.00	$3,357,000
-	Ben Hill			$0
57	Berrien	120	$3,500.00	$420,000
66	Bibb	73	$3,500.00	$255,500
-	Bleckley			$0
-	Brantley			$0
45	Brooks	200	$3,500.00	$700,000
28	Bryan	450	$3,500.00	$1,575,000
8	Bulloch	1,900	$3,500.00	$6,650,000
41	Burke	160	$4,750.00	$760,000
45	Butts	200	$3,500.00	$700,000
72	Calhoun	35	$3,600.00	$126,000
63	Camden	87	$3,500.00	$304,500
-	Candler			$0
24	Carroll	879	$2,000.00	$1,758,000
38	Catoosa	250	$3,500.00	$875,000
74	Charlton	35	$3,500.00	$122,500
38	Chatham	250	$3,500.00	$875,000
-	Chattahoochee			$0
83	Chattooga	100	$500.00	$50,000
4	Cherokee	1,730	$6,600.00	$11,418,000
47	Clarke	184	$3,500.00	$644,000
-	Clay			$0
45	Clayton	200	$3,500.00	$700,000
81	Clinch	40	$2,000.00	$80,000
26	Cobb	450	$3,650.00	$1,642,500
76	Coffee	32	$3,700.00	$118,400
-	Colquitt			$0
49	Columbia	200	$3,000.00	$600,000
-	Cook			$0
11	Coweta	1,037	$3,500.00	$3,629,500
-	Crawford			$0
60	Crisp	100	$3,500.00	$350,000
50	Dade	150	$3,500.00	$525,000
39	Dawson	225	$3,500.00	$787,500
49	Decatur	200	$3,000.00	$600,000
52	Dekalb	124	$4,000.00	$496,000
78	Dodge	30	$3,500.00	$105,000
65	Dooly	75	$3,500.00	$262,500
6	Dougherty	2,050	$4,000.00	$8,200,000
50	Douglas	150	$3,500.00	$525,000
88	Early	20	$200.00	$4,000
-	Echols			$0
23	Effingham	450	$4,000.00	$1,800,000
45	Elbert	140	$5,000.00	$700,000
67	Emanuel	200	$1,000.00	$200,000
-	Evans			$0
25	Fannin	500	$3,500.00	$1,750,000
45	Fayette	200	$3,500.00	$700,000
35	Floyd	200	$5,400.00	$1,080,000
30	Forsyth	401	$3,700.00	$1,483,700
42	Franklin	500	$1,500.00	$750,000
9	Fulton	924	$7,000.00	$6,468,000
31	Gilmer	400	$3,500.00	$1,400,000
60	Glascock	100	$3,500.00	$350,000
69	Glynn	200	$800.00	$160,000
10	Gordon	1,300	$3,500.00	$4,550,000
54	Grady	130	$3,500.00	$455,000
65	Greene	75	$3,500.00	$262,500
40	Gwinnett	220	$3,500.00	$770,000
25	Habersham	500	$3,500.00	$1,750,000
18	Hall	801	$3,500.00	$2,803,500
-	Hancock			$0
85	Haralson	100	$300.00	$30,000
19	Harris	550	$5,000.00	$2,750,000
50	Hart	150	$3,500.00	$525,000
60	Heard	100	$3,500.00	$350,000
44	Henry	310	$2,300.00	$713,000
36	Houston	300	$3,500.00	$1,050,000
-	Irwin			$0
29	Jackson	425	$3,500.00	$1,487,500
5	Jasper	2,500	$4,000.00	$10,000,000
87	Jeff Davis	20	$400.00	$8,000
82	Jefferson	20	$3,500.00	$70,000
-	Jenkins			$0
73	Johnson	50	$2,500.00	$125,000
61	Jones	90	$3,800.00	$342,000
12	Lamar	1,000	$3,500.00	$3,500,000
70	Lanier	50	$3,000.00	$150,000
45	Laurens	200	$3,500.00	$700,000
45	Lee	200	$3,500.00	$700,000
60	Liberty	100	$3,500.00	$350,000
46	Lincoln	150	$4,500.00	$675,000
-	Long			$0
21	Lowndes	745	$3,500.00	$2,607,500
45	Lumpkin	200	$3,500.00	$700,000
-	Macon			$0
50	Madison	150	$3,500.00	$525,000
75	Marion	40	$3,000.00	$120,000
28	McDuffie	450	$3,500.00	$1,575,000
-	McIntosh			$0
53	Meriwether	120	$3,800.00	$456,000
-	Miller			$0
68	Mitchell	50	$3,500.00	$175,000
77	Monroe	450	$250.00	$112,500
84	Montgomery	34	$1,200.00	$40,800
1	Morgan	3,100	$6,000.00	$18,600,000
20	Murray	750	$3,500.00	$2,625,000
62	Muscogee	90	$3,500.00	$315,000
2	Newton	2,070	$8,000.00	$16,560,000
27	Oconee	252	$6,300.00	$1,587,600
15	Oglethorpe	825	$4,000.00	$3,300,000
22	Paulding	500	$4,500.00	$2,250,000
-	Peach			$0
45	Pickens	200	$3,500.00	$700,000
-	Pierce			$0
55	Pike	80	$5,500.00	$440,000
14	Polk	950	$3,500.00	$3,325,000
38	Pulaski	250	$3,500.00	$875,000
43	Putnam	210	$3,500.00	$735,000
-	Quitman			$0
50	Rabun	150	$3,500.00	$525,000
-	Randolph			$0
60	Richmond	100	$3,500.00	$350,000
3	Rockdale	1,950	$6,000.00	$11,700,000
82	Schley	20	$3,500.00	$70,000
45	Screven	200	$3,500.00	$700,000

Rank	County	No. Head	$/Hd.	Farm gate
51	Seminole	125	$4,000.00	$500,000
64	Spalding	80	$3,700.00	$296,000
16	Stephens	150	$20,000.00	$3,000,000
71	Stewart	40	$3,500.00	$140,000
51	Sumter	250	$2,000.00	$500,000
-	Talbot			$0
-	Taliaferro			$0
-	Tattnall			$0
-	Taylor			$0
50	Telfair	150	$3,500.00	$525,000
37	Terrell	200	$5,000.00	$1,000,000
7	Thomas	2,650	$3,000.00	$7,950,000
50	Tift	150	$3,500.00	$525,000
-	Toombs			$0
58	Towns	110	$3,500.00	$385,000
-	Treutlen			$0
-	Troup			$0
-	Turner			$0
68	Twiggs	50	$3,500.00	$175,000
34	Union	300	$3,700.00	$1,110,000
12	Upson	1,000	$3,500.00	$3,500,000
25	Walker	500	$3,500.00	$1,750,000
32	Walton	384	$3,500.00	$1,344,000
77	Ware	75	$1,500.00	$112,500
59	Warren	120	$3,000.00	$360,000
80	Washington	40	$2,500.00	$100,000
56	Wayne	125	$3,500.00	$437,500
-	Webster			$0
48	Wheeler	180	$3,500.00	$630,000
17	White	540	$5,500.00	$2,970,000
79	Whitfield	29	$3,500.00	$101,500
82	Wilcox	20	$3,500.00	$70,000
50	Wilkes	150	$3,500.00	$525,000
-	Wilkinson			$0
60	Worth	100	$3,500.00	$350,000
	Totals & Avg.	**48,573**		**$203,343,500**

Percent of Livestock/Aquaculture 10.50%

Top Ten Counties by Value - Horses - Boarding, Training, Breeding

County	No. Head	$/Hd.	Farm gate
Morgan	3,100	$6,000.00	$18,600,000
Newton	2,070	$8,000.00	$16,560,000
Rockdale	1,950	$6,000.00	$11,700,000
Cherokee	1,730	$6,600.00	$11,418,000
Jasper	2,500	$4,000.00	$10,000,000
Dougherty	2,050	$4,000.00	$8,200,000
Thomas	2,650	$3,000.00	$7,950,000
Bulloch	1,900	$3,500.00	$6,650,000
Fulton	924	$7,000.00	$6,468,000
Gordon	1,300	$3,500.00	$4,550,000

Top Ten Counties

For Horses - Boarding, Training, Breeding

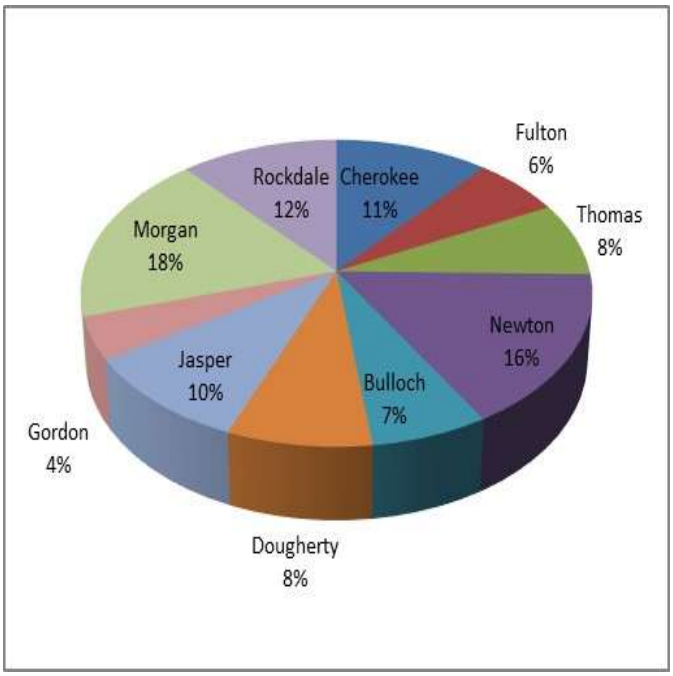

Horses - Raised Farm Gate Value 2023

Rank	County	No. Head	$/Hd.	Farm gate
46	Appling	60	$2,300.00	$138,000
10	Atkinson	450	$2,300.00	$1,035,000
50	Bacon	70	$1,500.00	$105,000
71	Baker	6	$2,500.00	$15,000
47	Baldwin	36	$3,500.00	$126,000
5	Banks	550	$2,300.00	$1,265,000
8	Barrow	500	$2,300.00	$1,150,000
34	Bartow	75	$3,250.00	$243,750
-	Ben Hill			$0
24	Berrien	225	$2,300.00	$517,500
35	Bibb	100	$2,300.00	$230,000
-	Bleckley			$0
49	Brantley	50	$2,300.00	$115,000
53	Brooks	40	$2,300.00	$92,000
16	Bryan	300	$2,300.00	$690,000
16	Bulloch	300	$2,300.00	$690,000
9	Burke	450	$2,500.00	$1,125,000
64	Butts	20	$2,300.00	$46,000
65	Calhoun	18	$2,500.00	$45,000
49	Camden	50	$2,300.00	$115,000
-	Candler			$0
15	Carroll	350	$2,000.00	$700,000
29	Catoosa	150	$2,300.00	$345,000
31	Charlton	120	$2,300.00	$276,000
35	Chatham	100	$2,300.00	$230,000
-	Chattahoochee			$0
23	Chattooga	350	$1,500.00	$525,000
-	Cherokee			$0
-	Clarke			$0
-	Clay			$0
46	Clayton	60	$2,300.00	$138,000
66	Clinch	40	$1,000.00	$40,000
46	Cobb	60	$2,300.00	$138,000
2	Coffee	1,200	$2,500.00	$3,000,000
-	Colquitt			$0
56	Columbia	35	$2,300.00	$80,500
16	Cook	300	$2,300.00	$690,000
-	Coweta			$0
-	Crawford			$0
26	Crisp	200	$2,300.00	$460,000
33	Dade	100	$2,500.00	$250,000
14	Dawson	400	$2,300.00	$920,000
-	Decatur			$0
-	Dekalb			$0
51	Dodge	45	$2,300.00	$103,500
59	Dooly	30	$2,300.00	$69,000
32	Dougherty	110	$2,500.00	$275,000
53	Douglas	40	$2,300.00	$92,000
49	Early	50	$2,300.00	$115,000
-	Echols			$0
26	Effingham	200	$2,300.00	$460,000
30	Elbert	100	$3,000.00	$300,000
-	Emanuel			$0
-	Evans			$0
35	Fannin	100	$2,300.00	$230,000
-	Fayette			$0
30	Floyd	100	$3,000.00	$300,000
33	Forsyth	100	$2,500.00	$250,000
27	Franklin	300	$1,500.00	$450,000
-	Fulton			$0
39	Gilmer	80	$2,300.00	$184,000
-	Glascock			$0

Rank	County	No. Head	$/Hd.	Farm gate
-	Glynn			$0
53	Gordon	40	$2,300.00	$92,000
28	Grady	160	$2,300.00	$368,000
35	Greene	100	$2,300.00	$230,000
-	Gwinnett			$0
8	Habersham	500	$2,300.00	$1,150,000
21	Hall	249	$2,300.00	$572,700
37	Hancock	90	$2,300.00	$207,000
15	Haralson	200	$3,500.00	$700,000
4	Harris	700	$2,500.00	$1,750,000
36	Hart	95	$2,300.00	$218,500
8	Heard	500	$2,300.00	$1,150,000
-	Henry			$0
26	Houston	200	$2,300.00	$460,000
-	Irwin			$0
13	Jackson	425	$2,300.00	$977,500
35	Jasper	100	$2,300.00	$230,000
69	Jeff Davis	30	$800.00	$24,000
-	Jefferson			$0
-	Jenkins			$0
67	Johnson	20	$1,500.00	$30,000
58	Jones	20	$3,500.00	$70,000
-	Lamar			$0
66	Lanier	20	$2,000.00	$40,000
49	Laurens	50	$2,300.00	$115,000
41	Lee	75	$2,300.00	$172,500
43	Liberty	70	$2,300.00	$161,000
57	Lincoln	40	$2,000.00	$80,000
-	Long			$0
26	Lowndes	200	$2,300.00	$460,000
49	Lumpkin	50	$2,300.00	$115,000
18	Macon	270	$2,300.00	$621,000
16	Madison	300	$2,300.00	$690,000
61	Marion	30	$2,000.00	$60,000
3	McDuffie	950	$2,300.00	$2,185,000
-	McIntosh			$0
12	Meriwether	400	$2,500.00	$1,000,000
-	Miller			$0
14	Mitchell	400	$2,300.00	$920,000
44	Monroe	50	$3,000.00	$150,000
-	Montgomery			$0
19	Morgan	200	$3,000.00	$600,000
62	Murray	243	$243.00	$59,049
-	Muscogee			$0
17	Newton	254	$2,500.00	$635,000
-	Oconee			$0
22	Oglethorpe	175	$3,200.00	$560,000
42	Paulding	50	$3,250.00	$162,500
-	Peach			$0
-	Pickens			$0
48	Pierce	80	$1,500.00	$120,000
10	Pike	450	$2,300.00	$1,035,000
6	Polk	500	$2,500.00	$1,250,000
29	Pulaski	150	$2,300.00	$345,000
68	Putnam	12	$2,300.00	$27,600
52	Quitman	40	$2,500.00	$100,000
-	Rabun			$0
60	Randolph	25	$2,500.00	$62,500
-	Richmond			$0
54	Rockdale	30	$3,000.00	$90,000
70	Schley	10	$2,300.00	$23,000
-	Screven			$0

Rank	County	No. Head	$/Hd.	Farm gate
25	Seminole	220	$2,300.00	$506,000
40	Spalding	70	$2,500.00	$175,000
20	Stephens	250	$2,300.00	$575,000
45	Stewart	60	$2,400.00	$144,000
-	Sumter			$0
-	Talbot			$0
-	Taliaferro			$0
-	Tattnall			$0
38	Taylor	100	$2,000.00	$200,000
54	Telfair	40	$2,250.00	$90,000
32	Terrell	100	$2,750.00	$275,000
1	Thomas	1,500	$5,000.00	$7,500,000
49	Tift	50	$2,300.00	$115,000
29	Toombs	150	$2,300.00	$345,000
63	Towns	25	$2,300.00	$57,500
-	Treutlen			$0
-	Troup			$0
-	Turner			$0
35	Twiggs	100	$2,300.00	$230,000
55	Union	35	$2,500.00	$87,500
-	Upson			$0
26	Walker	200	$2,300.00	$460,000
11	Walton	444	$2,300.00	$1,021,200
67	Ware	20	$1,500.00	$30,000
7	Warren	650	$1,800.00	$1,170,000
-	Washington			$0
63	Wayne	25	$2,300.00	$57,500
52	Webster	40	$2,500.00	$100,000
54	Wheeler	40	$2,250.00	$90,000
33	White	100	$2,500.00	$250,000
-	Whitfield			$0
35	Wilcox	100	$2,300.00	$230,000
35	Wilkes	100	$2,300.00	$230,000
-	Wilkinson			$0
16	Worth	300	$2,300.00	$690,000
	Totals & Avg.	**21,292**		**$53,061,799**

Percent of Livestock/Aquaculture 2.74%

Top Ten Counties by Value - Horses - Raised

County	No. Head	$/Hd.	Farm gate
Thomas	1,500	$5,000.00	$7,500,000
Coffee	1,200	$2,500.00	$3,000,000
McDuffie	950	$2,300.00	$2,185,000
Harris	700	$2,500.00	$1,750,000
Banks	550	$2,300.00	$1,265,000
Polk	500	$2,500.00	$1,250,000
Warren	650	$1,800.00	$1,170,000
Barrow	500	$2,300.00	$1,150,000
Habersham	500	$2,300.00	$1,150,000
Heard	500	$2,300.00	$1,150,000

Top Ten Counties

For Horses - Raised

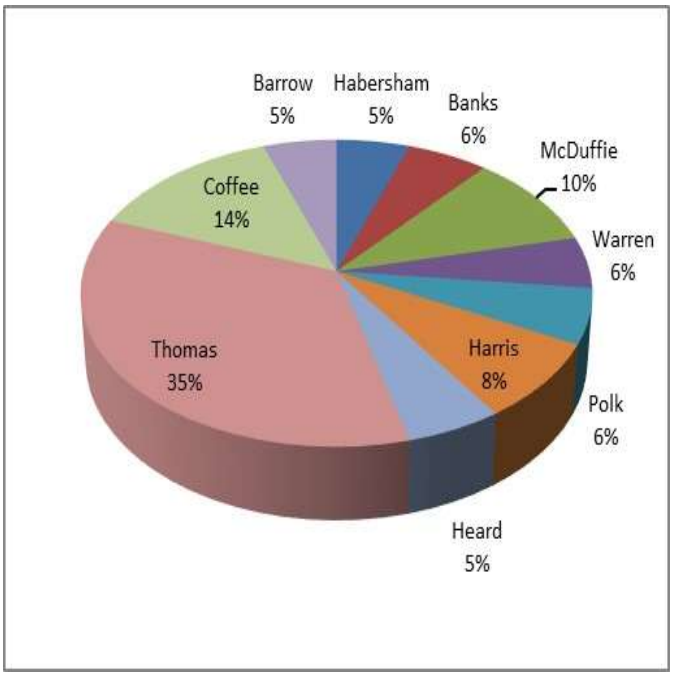

Pork - Farrow to Finish Farm Gate Value 2023

Rank	County	No.	Prod./Head	$/lb	Farm gate
18	Appling	100	4275.0	$0.59	$252,225
-	Atkinson				$0
-	Bacon				$0
18	Baker	100	4275.0	$0.59	$252,225
8	Baldwin	200	4275.0	$0.59	$504,450
15	Banks	85	4500.0	$0.70	$267,750
-	Barrow				$0
-	Bartow				$0
-	Ben Hill				$0
8	Berrien	200	4275.0	$0.59	$504,450
-	Bibb				$0
-	Bleckley				$0
-	Brantley				$0
2	Brooks	500	4275.0	$0.59	$1,261,125
-	Bryan				$0
31	Bulloch	50	4275.0	$0.59	$126,113
-	Burke				$0
-	Butts				$0
-	Calhoun				$0
-	Camden				$0
3	Candler	300	4275.0	$0.59	$756,675
16	Carroll	102	4275.0	$0.59	$257,270
-	Catoosa				$0
31	Charlton	50	4275.0	$0.59	$126,113
-	Chatham				$0
-	Chattahoochee				$0
-	Chattooga				$0
-	Cherokee				$0
-	Clarke				$0
-	Clay				$0
-	Clayton				$0
-	Clinch				$0
-	Cobb				$0
26	Coffee	65	4275.0	$0.59	$163,946
-	Colquitt				$0
-	Columbia				$0
-	Cook				$0
36	Coweta	43	4275.0	$0.59	$108,457
-	Crawford				$0
-	Crisp				$0
32	Dade	50	3675.0	$0.65	$119,438
19	Dawson	80	4275.0	$0.71	$242,820
-	Decatur				$0
-	Dekalb				$0
24	Dodge	75	4275.0	$0.59	$189,169
-	Dooly				$0
-	Dougherty				$0
47	Douglas	35	42.8	$0.59	$883
-	Early				$0
-	Echols				$0
27	Effingham	60	4275.0	$0.59	$151,335
12	Elbert	150	3750.0	$0.55	$309,375
-	Emanuel				$0
-	Evans				$0
40	Fannin	30	4275.0	$0.59	$75,668
18	Fayette	100	4275.0	$0.59	$252,225
-	Floyd				$0
39	Forsyth	36	4275.0	$0.59	$90,801
42	Franklin	25	4275.0	$0.59	$63,056
48	Fulton	1	15.0	$0.00	$0
44	Gilmer	20	4275.0	$0.59	$50,445
13	Glascock	120	4125.0	$0.60	$297,000

Rank	County	No.	Prod./Head	$/lb	Farm gate
-	Glynn				$0
10	Gordon	160	4275.0	$0.59	$403,560
42	Grady	25	4275.0	$0.59	$63,056
-	Greene				$0
-	Gwinnett				$0
1	Habersham	150	2250.0	$6.00	$2,025,000
6	Hall	247	4275.0	$0.59	$622,996
-	Hancock				$0
-	Haralson				$0
-	Harris				$0
-	Hart				$0
-	Heard				$0
-	Henry				$0
-	Houston				$0
-	Irwin				$0
21	Jackson	80	3675.0	$0.71	$208,740
24	Jasper	75	4275.0	$0.59	$189,169
-	Jeff Davis				$0
34	Jefferson	45	4275.0	$0.59	$113,501
5	Jenkins	250	4275.0	$0.59	$630,563
11	Johnson	150	4275.0	$0.59	$378,338
31	Jones	50	4275.0	$0.59	$126,113
-	Lamar				$0
-	Lanier				$0
18	Laurens	100	4275.0	$0.59	$252,225
20	Lee	95	4275.0	$0.59	$239,614
-	Liberty				$0
33	Lincoln	50	3900.0	$0.59	$115,050
-	Long				$0
30	Lowndes	50	4275.0	$0.61	$130,388
43	Lumpkin	20	4125.0	$0.71	$58,575
31	Macon	50	4275.0	$0.59	$126,113
17	Madison	100	4275.0	$0.60	$256,500
-	Marion				$0
-	McDuffie				$0
-	McIntosh				$0
-	Meriwether				$0
-	Miller				$0
-	Mitchell				$0
-	Monroe				$0
-	Montgomery				$0
3	Morgan	300	4275.0	$0.59	$756,675
-	Murray				$0
-	Muscogee				$0
38	Newton	50	3300.0	$0.59	$97,350
-	Oconee				$0
-	Oglethorpe				$0
35	Paulding	85	2175.0	$0.59	$109,076
-	Peach				$0
23	Pickens	80	4275.0	$0.59	$201,780
-	Pierce				$0
45	Pike	10	4275.0	$0.59	$25,223
9	Polk	150	3975.0	$0.75	$447,188
-	Pulaski				$0
22	Putnam	100	3750.0	$0.55	$206,250
-	Quitman				$0
-	Rabun				$0
14	Randolph	100	3900.0	$0.69	$269,100
-	Richmond				$0
-	Rockdale				$0
-	Schley				$0
-	Screven				$0

Rank	County	No.	Prod./Head	$/lb	Farm gate
8	Seminole	200	4275.0	$0.59	$504,450
-	Spalding				$0
25	Stephens	70	4275.0	$0.59	$176,558
37	Stewart	50	3675.0	$0.55	$101,063
-	Sumter				$0
-	Talbot				$0
-	Taliaferro				$0
-	Tattnall				$0
41	Taylor	25	3375.0	$0.85	$71,719
-	Telfair				$0
-	Terrell				$0
-	Thomas				$0
24	Tift	75	4275.0	$0.59	$189,169
11	Toombs	150	4275.0	$0.59	$378,338
28	Towns	55	4275.0	$0.59	$138,724
-	Treutlen				$0
46	Troup	50	45.0	$0.70	$1,575
-	Turner				$0
-	Twiggs				$0
40	Union	30	4275.0	$0.59	$75,668
-	Upson				$0
-	Walker				$0
18	Walton	100	4275.0	$0.59	$252,225
-	Ware				$0
7	Warren	250	4125.0	$0.60	$618,750
29	Washington	50	3900.0	$0.70	$136,500
-	Wayne				$0
-	Webster				$0
42	Wheeler	25	4275.0	$0.59	$63,056
4	White	60	4275.0	$2.65	$679,725
-	Whitfield				$0
-	Wilcox				$0
-	Wilkes				$0
-	Wilkinson				$0
42	Worth	25	4275.0	$0.59	$63,056
	Totals & Avg.	**6,364**			**$17,925,725**

Percent of Livestock/Aquaculture 0.93%

Top Ten Counties by Value - Pork - Farrow to Finish

County	No.	Prod./Head	$/lb	Farm gate
Habersham	150	2250.0	$6.00	$2,025,000
Brooks	500	4275.0	$0.59	$1,261,125
Candler	300	4275.0	$0.59	$756,675
Morgan	300	4275.0	$0.59	$756,675
White	60	4275.0	$2.65	$679,725
Jenkins	250	4275.0	$0.59	$630,563
Hall	247	4275.0	$0.59	$622,996
Warren	250	4125.0	$0.60	$618,750
Baldwin	200	4275.0	$0.59	$504,450
Berrien	200	4275.0	$0.59	$504,450

Top Ten Counties

For Pork - Farrow to Finish

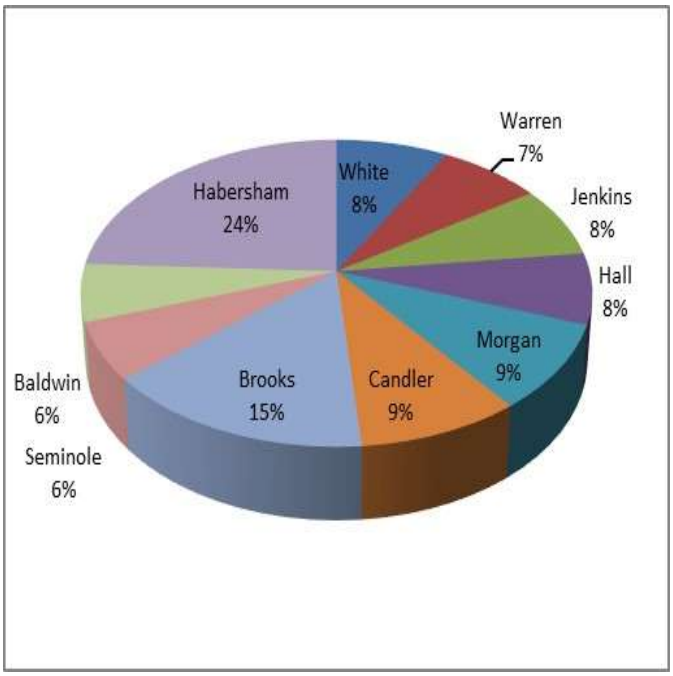

Pork - Feeder Farm Gate Value 2023

Rank	County	No. Head	Prod./Head	$/lb	Farm gate
12	Appling	150	45.0	$1.03	$104,288
-	Atkinson				$0
-	Bacon				$0
11	Baker	200	45.0	$1.03	$139,050
15	Baldwin	100	45.0	$1.03	$69,525
-	Banks				$0
-	Barrow				$0
19	Bartow	78	45.0	$1.03	$54,230
-	Ben Hill				$0
4	Berrien	2,500	45.0	$1.03	$1,738,125
-	Bibb				$0
-	Bleckley				$0
25	Brantley	25	45.0	$1.03	$17,381
-	Brooks				$0
-	Bryan				$0
14	Bulloch	125	45.0	$1.03	$86,906
22	Burke	50	45.0	$1.03	$34,763
-	Butts				$0
-	Calhoun				$0
-	Camden				$0
5	Candler	2,200	45.0	$1.03	$1,529,550
-	Carroll				$0
-	Catoosa				$0
-	Charlton				$0
-	Chatham				$0
-	Chattahoochee				$0
-	Chattooga				$0
-	Cherokee				$0
-	Clarke				$0
-	Clay				$0
-	Clayton				$0
-	Clinch				$0
-	Cobb				$0
6	Coffee	1,400	45.0	$1.03	$973,350
-	Colquitt				$0
-	Columbia				$0
-	Cook				$0
-	Coweta				$0
-	Crawford				$0
-	Crisp				$0
-	Dade				$0
-	Dawson				$0
22	Decatur	50	45.0	$1.03	$34,763
-	Dekalb				$0
12	Dodge	150	45.0	$1.03	$104,288
-	Dooly				$0
-	Dougherty				$0
-	Douglas				$0
-	Early				$0
-	Echols				$0
-	Effingham				$0
21	Elbert	50	50.0	$1.00	$37,500
15	Emanuel	100	45.0	$1.03	$69,525
-	Evans				$0
14	Fannin	125	45.0	$1.03	$86,906
-	Fayette				$0
2	Floyd	4,000	45.0	$1.03	$2,781,000
23	Forsyth	30	45.0	$1.03	$20,858
15	Franklin	100	45.0	$1.03	$69,525
-	Fulton				$0
20	Gilmer	75	45.0	$1.03	$52,144
-	Glascock				$0
-	Glynn				$0
-	Gordon				$0
12	Grady	150	45.0	$1.03	$104,288
15	Greene	100	45.0	$1.03	$69,525
-	Gwinnett				$0
3	Habersham	1,833	50.0	$1.31	$1,800,923
-	Hall				$0
-	Hancock				$0
-	Haralson				$0
-	Harris				$0
-	Hart				$0
-	Heard				$0
-	Henry				$0
-	Houston				$0
-	Irwin				$0
-	Jackson				$0
22	Jasper	50	45.0	$1.03	$34,763
-	Jeff Davis				$0
-	Jefferson				$0
-	Jenkins				$0
8	Johnson	200	55.0	$1.10	$181,500
-	Jones				$0
-	Lamar				$0
22	Lanier	50	45.0	$1.03	$34,763
15	Laurens	100	45.0	$1.03	$69,525
-	Lee				$0
-	Liberty				$0
-	Lincoln				$0
-	Long				$0
10	Lowndes	200	45.0	$1.04	$140,400
-	Lumpkin				$0
-	Macon				$0
15	Madison	100	45.0	$1.03	$69,525
-	Marion				$0
-	McDuffie				$0
-	McIntosh				$0
16	Meriwether	100	40.0	$1.15	$69,000
-	Miller				$0
-	Mitchell				$0
-	Monroe				$0
-	Montgomery				$0
23	Morgan	30	45.0	$1.03	$20,858
-	Murray				$0
17	Muscogee	90	45.0	$1.03	$62,573
-	Newton				$0
22	Oconee	50	45.0	$1.03	$34,763
1	Oglethorpe	140,000	13.0	$2.00	$54,600,000
18	Paulding	85	45.0	$1.03	$59,096
-	Peach				$0
-	Pickens				$0
25	Pierce	25	45.0	$1.03	$17,381
23	Pike	30	45.0	$1.03	$20,858
7	Polk	150	75.0	$1.30	$219,375
-	Pulaski				$0
13	Putnam	150	45.0	$0.95	$96,188
-	Quitman				$0
-	Rabun				$0
-	Randolph				$0
-	Richmond				$0
-	Rockdale				$0
-	Schley				$0
-	Screven				$0

Rank	County	No. Head	Prod./Head	$/lb	Farm gate
11	Seminole	200	45.0	$1.03	$139,050
-	Spalding				$0
22	Stephens	50	45.0	$1.03	$34,763
-	Stewart				$0
-	Sumter				$0
22	Talbot	50	45.0	$1.03	$34,763
-	Taliaferro				$0
-	Tattnall				$0
-	Taylor				$0
-	Telfair				$0
-	Terrell				$0
-	Thomas				$0
24	Tift	25	50.0	$1.03	$19,313
-	Toombs				$0
-	Towns				$0
-	Treutlen				$0
-	Troup				$0
-	Turner				$0
-	Twiggs				$0
-	Union				$0
-	Upson				$0
-	Walker				$0
-	Walton				$0
-	Ware				$0
9	Warren	200	50.0	$1.00	$150,000
-	Washington				$0
-	Wayne				$0
-	Webster				$0
-	Wheeler				$0
-	White				$0
-	Whitfield				$0
-	Wilcox				$0
15	Wilkes	100	45.0	$1.03	$69,525
-	Wilkinson				$0
-	Worth				$0
	Totals & Avg.	**155,626**			**$66,156,387**

Percent of Livestock/Aquaculture 3.42%

Top Ten Counties by Value - Pork - Feeder

County	No. Head	Prod./Head	$/lb	Farm gate
Oglethorpe	140,000	13.0	$2.00	$54,600,000
Floyd	4,000	45.0	$1.03	$2,781,000
Habersham	1,833	50.0	$1.31	$1,800,923
Berrien	2,500	45.0	$1.03	$1,738,125
Candler	2,200	45.0	$1.03	$1,529,550
Coffee	1,400	45.0	$1.03	$973,350
Polk	150	75.0	$1.30	$219,375
Johnson	200	55.0	$1.10	$181,500
Warren	200	50.0	$1.00	$150,000
Lowndes	200	45.0	$1.04	$140,400

Top Ten Counties

For Pork - Feeder

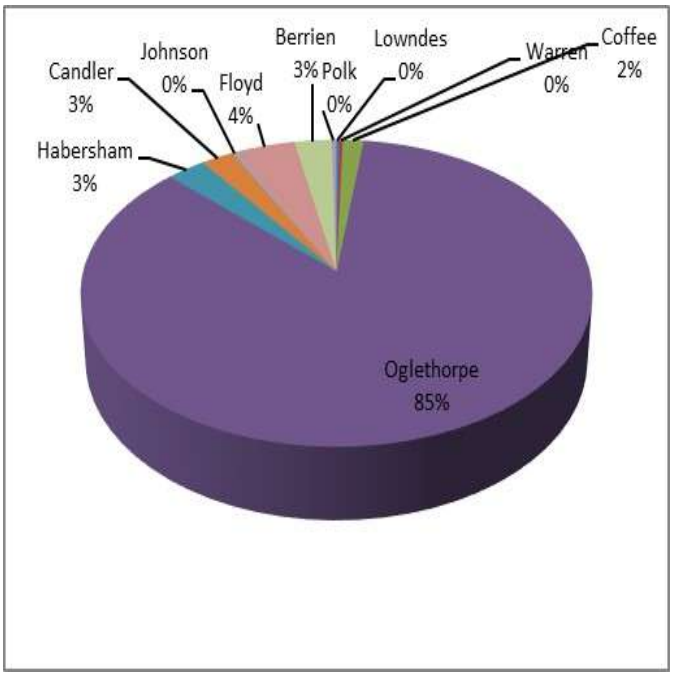

Pork - Finishing Only Farm Gate Value 2023

Rank	County	No.	Prod./Head	$/lb	Farm gate
-	Appling				$0
-	Atkinson				$0
-	Bacon				$0
-	Baker				$0
-	Baldwin				$0
-	Banks				$0
-	Barrow				$0
-	Bartow				$0
-	Ben Hill				$0
1	Berrien	2,886	769.5	$0.58	$1,288,051
-	Bibb				$0
-	Bleckley				$0
-	Brantley				$0
-	Brooks				$0
-	Bryan				$0
-	Bulloch				$0
-	Burke				$0
-	Butts				$0
-	Calhoun				$0
-	Camden				$0
-	Candler				$0
5	Carroll	20	769.5	$0.58	$8,926
-	Catoosa				$0
-	Charlton				$0
-	Chatham				$0
-	Chattahoochee				$0
-	Chattooga				$0
-	Cherokee				$0
-	Clarke				$0
-	Clay				$0
-	Clayton				$0
-	Clinch				$0
-	Cobb				$0
3	Coffee	1,100	769.5	$0.85	$719,483
-	Colquitt				$0
-	Columbia				$0
-	Cook				$0
-	Coweta				$0
-	Crawford				$0
-	Crisp				$0
-	Dade				$0
-	Dawson				$0
-	Decatur				$0
-	Dekalb				$0
-	Dodge				$0
-	Dooly				$0
-	Dougherty				$0
-	Douglas				$0
-	Early				$0
-	Echols				$0
-	Effingham				$0
-	Elbert				$0
-	Emanuel				$0
-	Evans				$0
-	Fannin				$0
-	Fayette				$0
-	Floyd				$0
-	Forsyth				$0
-	Franklin				$0
-	Fulton				$0
-	Gilmer				$0
-	Glascock				$0

Rank	County	No.	Prod./Head	$/lb	Farm gate
-	Glynn				$0
4	Gordon	100	769.5	$0.58	$44,631
-	Grady				$0
-	Greene				$0
-	Gwinnett				$0
2	Habersham	1,833	769.5	$0.58	$818,086
-	Hall				$0
-	Hancock				$0
-	Haralson				$0
-	Harris				$0
-	Hart				$0
-	Heard				$0
-	Henry				$0
-	Houston				$0
-	Irwin				$0
-	Jackson				$0
-	Jasper				$0
-	Jeff Davis				$0
-	Jefferson				$0
-	Jenkins				$0
-	Johnson				$0
-	Jones				$0
-	Lamar				$0
-	Lanier				$0
-	Laurens				$0
-	Lee				$0
-	Liberty				$0
-	Lincoln				$0
-	Long				$0
-	Lowndes				$0
-	Lumpkin				$0
-	Macon				$0
-	Madison				$0
-	Marion				$0
-	McDuffie				$0
-	McIntosh				$0
-	Meriwether				$0
-	Miller				$0
-	Mitchell				$0
-	Monroe				$0
-	Montgomery				$0
-	Morgan				$0
-	Murray				$0
-	Muscogee				$0
-	Newton				$0
-	Oconee				$0
-	Oglethorpe				$0
-	Paulding				$0
-	Peach				$0
-	Pickens				$0
-	Pierce				$0
-	Pike				$0
-	Polk				$0
-	Pulaski				$0
-	Putnam				$0
-	Quitman				$0
-	Rabun				$0
-	Randolph				$0
-	Richmond				$0
-	Rockdale				$0
-	Schley				$0
-	Screven				$0

Rank	County	No.	Prod./Head	$/lb	Farm gate
-	Seminole				$0
-	Spalding				$0
-	Stephens				$0
-	Stewart				$0
-	Sumter				$0
-	Talbot				$0
-	Taliaferro				$0
-	Tattnall				$0
-	Taylor				$0
-	Telfair				$0
-	Terrell				$0
-	Thomas				$0
-	Tift				$0
-	Toombs				$0
-	Towns				$0
-	Treutlen				$0
-	Troup				$0
-	Turner				$0
-	Twiggs				$0
-	Union				$0
-	Upson				$0
-	Walker				$0
-	Walton				$0
-	Ware				$0
-	Warren				$0
-	Washington				$0
-	Wayne				$0
-	Webster				$0
-	Wheeler				$0
-	White				$0
-	Whitfield				$0
-	Wilcox				$0
-	Wilkes				$0
-	Wilkinson				$0
-	Worth				$0
	Totals & Avg.	**5,939**			**$2,879,177**

Percent of Livestock/Aquaculture 0.15%

Top Ten Counties by Value - Pork - Finishing Only

County	No.	Prod./Head	$/lb	Farm gate
Berrien	2,886	769.5	$0.58	$1,288,051
Habersham	1,833	769.5	$0.58	$818,086
Coffee	1,100	769.5	$0.85	$719,483
Gordon	100	769.5	$0.58	$44,631
Carroll	20	769.5	$0.58	$8,926
Appling				$0
Atkinson				$0
Bacon				$0
Baker				$0
Baldwin				$0

Top Ten Counties

For Pork - Finishing Only

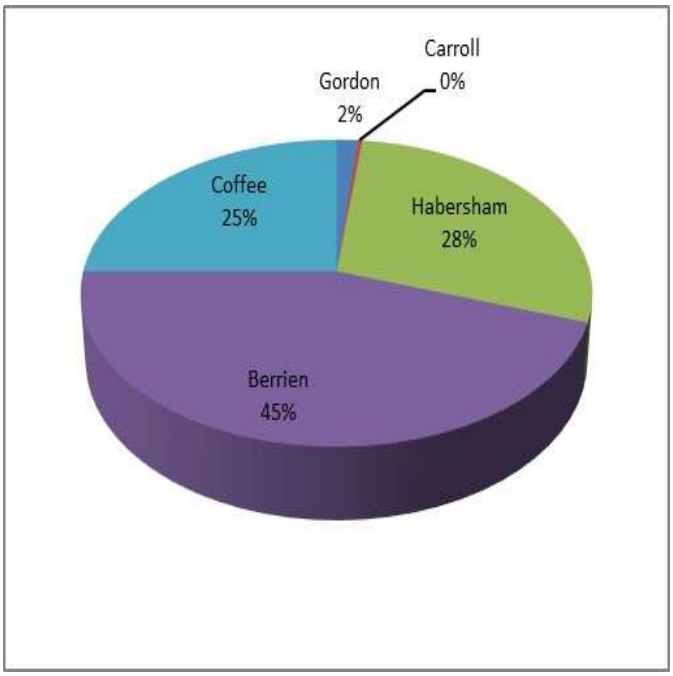

Sheep Farm Gate Value 2023

Rank	County	No.	Prod./Head	$/Hd.	Farm gate
72	Appling	50	1.25	$181.49	$11,343
-	Atkinson				$0
-	Bacon				$0
83	Baker	25	1.25	$181.49	$5,672
77	Baldwin	45	1.25	$181.49	$10,209
18	Banks	450	1.25	$200.00	$112,500
50	Barrow	120	1.25	$181.49	$27,224
33	Bartow	251	1.25	$181.49	$56,942
56	Ben Hill	95	1.25	$180.00	$21,375
-	Berrien				$0
-	Bibb				$0
80	Bleckley	30	1.25	$185.00	$6,938
-	Brantley				$0
48	Brooks	135	1.25	$181.49	$30,626
-	Bryan				$0
24	Bulloch	400	1.25	$181.49	$90,745
2	Burke	1,550	1.25	$181.49	$351,637
46	Butts	150	1.25	$181.49	$34,029
-	Calhoun				$0
-	Camden				$0
-	Candler				$0
25	Carroll	330	1.25	$200.00	$82,500
24	Catoosa	400	1.25	$181.49	$90,745
-	Charlton				$0
-	Chatham				$0
-	Chattahoochee				$0
-	Chattooga				$0
-	Cherokee				$0
83	Clarke	25	1.25	$181.49	$5,672
-	Clay				$0
57	Clayton	93	1.25	$178.83	$20,789
82	Clinch	30	1.25	$181.00	$6,788
-	Cobb				$0
71	Coffee	50	1.25	$181.50	$11,344
73	Colquitt	50	1.25	$180.00	$11,250
-	Columbia				$0
70	Cook	50	1.25	$210.80	$13,175
86	Coweta	18	1.25	$189.49	$4,264
-	Crawford				$0
-	Crisp				$0
58	Dade	80	1.25	$200.00	$20,000
28	Dawson	320	1.25	$181.00	$72,400
72	Decatur	50	1.25	$181.49	$11,343
-	Dekalb				$0
72	Dodge	50	1.25	$181.49	$11,343
-	Dooly				$0
68	Dougherty	60	1.25	$185.00	$13,875
-	Douglas				$0
34	Early	250	1.25	$181.49	$56,716
-	Echols				$0
55	Effingham	100	1.25	$180.00	$22,500
40	Elbert	150	1.25	$215.00	$40,313
8	Emanuel	1,000	1.25	$181.49	$226,863
-	Evans				$0
65	Fannin	80	1.25	$181.49	$18,149
76	Fayette	46	1.25	$181.49	$10,436
9	Floyd	980	1.25	$181.49	$222,325
62	Forsyth	84	1.25	$181.49	$19,056
19	Franklin	450	1.25	$181.49	$102,088
30	Fulton	250	1.25	$210.80	$65,875
54	Gilmer	100	1.25	$181.49	$22,686
20	Glascock	400	1.25	$200.00	$100,000

Rank	County	No.	Prod./Head	$/Hd.	Farm gate
-	Glynn				$0
14	Gordon	600	1.25	$181.49	$136,118
81	Grady	30	1.25	$181.49	$6,806
35	Greene	250	1.25	$180.00	$56,250
-	Gwinnett				$0
15	Habersham	500	1.25	$215.80	$134,875
31	Hall	282	1.25	$181.49	$63,975
79	Hancock	40	1.25	$180.00	$9,000
72	Haralson	50	1.25	$181.49	$11,343
22	Harris	300	1.25	$250.00	$93,750
37	Hart	200	1.25	$195.00	$48,750
72	Heard	50	1.25	$181.49	$11,343
-	Henry				$0
45	Houston	150	1.25	$182.00	$34,125
61	Irwin	85	1.25	$180.00	$19,125
23	Jackson	350	1.25	$210.80	$92,225
8	Jasper	1,000	1.25	$181.49	$226,863
12	Jeff Davis	800	1.25	$181.49	$181,490
27	Jefferson	320	1.25	$182.00	$72,800
39	Jenkins	200	1.25	$181.49	$45,373
7	Johnson	1,100	1.25	$190.00	$261,250
43	Jones	160	1.25	$181.49	$36,298
6	Lamar	1,000	1.25	$210.80	$263,500
72	Lanier	50	1.25	$181.49	$11,343
24	Laurens	400	1.25	$181.49	$90,745
78	Lee	40	1.25	$181.49	$9,075
-	Liberty				$0
54	Lincoln	100	1.25	$181.49	$22,686
-	Long				$0
19	Lowndes	450	1.25	$181.49	$102,088
36	Lumpkin	185	1.25	$233.00	$53,881
60	Macon	85	1.25	$181.49	$19,283
5	Madison	1,100	1.25	$200.00	$275,000
8	Marion	1,000	1.25	$181.49	$226,863
29	McDuffie	300	1.25	$181.49	$68,059
-	McIntosh				$0
21	Meriwether	400	1.25	$190.00	$95,000
-	Miller				$0
54	Mitchell	100	1.25	$181.49	$22,686
4	Monroe	1,350	1.25	$181.49	$306,264
74	Montgomery	55	1.25	$160.00	$11,000
24	Morgan	400	1.25	$181.49	$90,745
-	Murray				$0
-	Muscogee				$0
44	Newton	155	1.25	$182.00	$35,263
59	Oconee	70	1.25	$225.00	$19,688
11	Oglethorpe	750	1.25	$200.00	$187,500
26	Paulding	300	1.25	$200.00	$75,000
-	Peach				$0
49	Pickens	100	1.25	$233.00	$29,125
-	Pierce				$0
69	Pike	60	1.25	$181.49	$13,612
1	Polk	3,750	1.25	$250.00	$1,171,875
-	Pulaski				$0
53	Putnam	100	1.25	$190.00	$23,750
-	Quitman				$0
54	Rabun	100	1.25	$181.49	$22,686
47	Randolph	120	1.25	$210.00	$31,500
-	Richmond				$0
-	Rockdale				$0
66	Schley	75	1.25	$181.49	$17,015
54	Screven	100	1.25	$181.49	$22,686

Rank	County	No.	Prod./Head	$/Hd.	Farm gate
-	Seminole				$0
52	Spalding	90	1.25	$225.00	$25,313
41	Stephens	175	1.25	$182.00	$39,813
-	Stewart				$0
84	Sumter	25	1.25	$181.00	$5,656
39	Talbot	200	1.25	$181.49	$45,373
34	Taliaferro	250	1.25	$181.49	$56,716
69	Tattnall	60	1.25	$181.49	$13,612
63	Taylor	50	1.25	$300.00	$18,750
65	Telfair	80	1.25	$181.49	$18,149
67	Terrell	50	1.25	$250.00	$15,625
-	Thomas				$0
75	Tift	40	1.25	$210.00	$10,500
84	Toombs	25	1.25	$181.00	$5,656
72	Towns	50	1.25	$181.49	$11,343
-	Treutlen				$0
13	Troup	550	1.25	$250.00	$171,875
51	Turner	115	1.25	$178.00	$25,588
-	Twiggs				$0
42	Union	170	1.25	$181.49	$38,567
3	Upson	1,500	1.25	$181.49	$340,294
17	Walker	500	1.25	$181.49	$113,431
17	Walton	500	1.25	$181.49	$113,431
-	Ware				$0
32	Warren	250	1.25	$200.00	$62,500
10	Washington	750	1.25	$220.00	$206,250
38	Wayne	200	1.25	$182.00	$45,500
83	Webster	25	1.25	$181.49	$5,672
85	Wheeler	20	1.25	$181.49	$4,537
16	White	500	1.25	$210.00	$131,250
77	Whitfield	45	1.25	$181.49	$10,209
54	Wilcox	100	1.25	$181.49	$22,686
72	Wilkes	50	1.25	$181.49	$11,343
-	Wilkinson				$0
64	Worth	80	1.25	$185.00	$18,500
	Totals & Avg.	**34,409**			**$8,489,544**

Percent of Livestock/Aquaculture 0.44%

Top Ten Counties by Value - Sheep

County	No.	Prod./Head	$/Hd.	Farm gate
Polk	3,750	1.25	$250.00	$1,171,875
Burke	1,550	1.25	$181.49	$351,637
Upson	1,500	1.25	$181.49	$340,294
Monroe	1,350	1.25	$181.49	$306,264
Madison	1,100	1.25	$200.00	$275,000
Lamar	1,000	1.25	$210.80	$263,500
Johnson	1,100	1.25	$190.00	$261,250
Emanuel	1,000	1.25	$181.49	$226,863
Jasper	1,000	1.25	$181.49	$226,863
Marion	1,000	1.25	$181.49	$226,863

Top Ten Counties

For Sheep

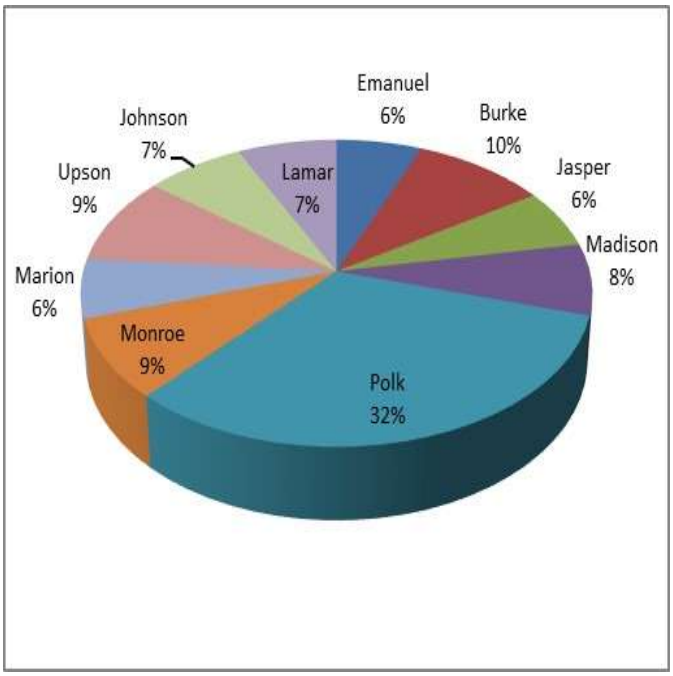

Miscellaneous Livestock & Aquaculture Farm Gate Value 2023

Rank	County	Farm gate
-	Appling	$0
-	Atkinson	$0
-	Bacon	$0
-	Baker	$0
-	Baldwin	$0
-	Banks	$0
-	Barrow	$0
6	Bartow	$200,000
-	Ben Hill	$0
-	Berrien	$0
-	Bibb	$0
-	Bleckley	$0
-	Brantley	$0
-	Brooks	$0
-	Bryan	$0
-	Bulloch	$0
-	Burke	$0
-	Butts	$0
-	Calhoun	$0
-	Camden	$0
-	Candler	$0
-	Carroll	$0
17	Catoosa	$14,000
-	Charlton	$0
-	Chatham	$0
-	Chattahoochee	$0
-	Chattooga	$0
-	Cherokee	$0
-	Clarke	$0
-	Clay	$0
-	Clayton	$0
-	Clinch	$0
-	Cobb	$0
-	Coffee	$0
-	Colquitt	$0
4	Columbia	$475,000
-	Cook	$0
-	Coweta	$0
-	Crawford	$0
-	Crisp	$0
-	Dade	$0
-	Dawson	$0
-	Decatur	$0
-	Dekalb	$0
-	Dodge	$0
-	Dooly	$0
-	Dougherty	$0
-	Douglas	$0
-	Early	$0
-	Echols	$0
-	Effingham	$0
-	Elbert	$0
-	Emanuel	$0
-	Evans	$0
15	Fannin	$20,000

Rank	County	Farm gate
12	Fayette	$40,000
7	Floyd	$113,500
20	Forsyth	$7,500
-	Franklin	$0
21	Fulton	$0
15	Gilmer	$20,000
-	Glascock	$0
-	Glynn	$0
-	Gordon	$0
-	Grady	$0
-	Greene	$0
-	Gwinnett	$0
19	Habersham	$8,000
-	Hall	$0
-	Hancock	$0
-	Haralson	$0
-	Harris	$0
-	Hart	$0
-	Heard	$0
-	Henry	$0
-	Houston	$0
-	Irwin	$0
-	Jackson	$0
-	Jasper	$0
-	Jeff Davis	$0
-	Jefferson	$0
-	Jenkins	$0
15	Johnson	$20,000
-	Jones	$0
-	Lamar	$0
-	Lanier	$0
-	Laurens	$0
2	Lee	$2,000,000
-	Liberty	$0
-	Lincoln	$0
-	Long	$0
18	Lowndes	$10,000
-	Lumpkin	$0
-	Macon	$0
-	Madison	$0
-	Marion	$0
-	McDuffie	$0
-	McIntosh	$0
-	Meriwether	$0
-	Miller	$0
1	Mitchell	$12,000,000
-	Monroe	$0
-	Montgomery	$0
8	Morgan	$101,500
-	Murray	$0
-	Muscogee	$0
-	Newton	$0
2	Oconee	$2,000,000
-	Oglethorpe	$0
-	Paulding	$0

Rank	County	Farm gate
-	Peach	$0
15	Pickens	$20,000
-	Pierce	$0
-	Pike	$0
9	Polk	$80,000
-	Pulaski	$0
3	Putnam	$1,750,000
-	Quitman	$0
-	Rabun	$0
-	Randolph	$0
-	Richmond	$0
-	Rockdale	$0
-	Schley	$0
-	Screven	$0
-	Seminole	$0
-	Spalding	$0
5	Stephens	$270,000
-	Stewart	$0
-	Sumter	$0
-	Talbot	$0
-	Taliaferro	$0
-	Tattnall	$0
-	Taylor	$0
10	Telfair	$75,000
-	Terrell	$0
-	Thomas	$0
-	Tift	$0
-	Toombs	$0
-	Towns	$0
-	Treutlen	$0
-	Troup	$0
-	Turner	$0
16	Twiggs	$15,000
-	Union	$0
-	Upson	$0
11	Walker	$50,000
-	Walton	$0
-	Ware	$0
-	Warren	$0
13	Washington	$35,000
-	Wayne	$0
-	Webster	$0
14	Wheeler	$22,000
3	White	$1,750,000
-	Whitfield	$0
-	Wilcox	$0
-	Wilkes	$0
-	Wilkinson	$0
-	Worth	$0
	Totals & Avg.	**$21,096,500**

Percent of Livestock/Aquaculture 1.09%

Total Livestock & Aquaculture Value 2023

Rank	County	Farm gate Value
22	Appling	$20,253,186
55	Atkinson	$11,263,794
116	Bacon	$4,031,613
27	Baker	$18,182,393
83	Baldwin	$7,295,554
34	Banks	$15,280,251
74	Barrow	$8,331,729
28	Bartow	$18,148,905
130	Ben Hill	$2,676,350
80	Berrien	$7,449,830
143	Bibb	$1,460,428
131	Bleckley	$2,498,975
145	Brantley	$1,359,172
4	Brooks	$75,622,662
123	Bryan	$3,094,230
24	Bulloch	$19,544,448
2	Burke	$88,902,024
99	Butts	$5,378,415
89	Calhoun	$6,569,500
149	Camden	$943,735
103	Candler	$4,983,019
10	Carroll	$31,943,255
93	Catoosa	$6,201,908
144	Charlton	$1,420,788
135	Chatham	$1,995,094
-	Chattahoochee	$0
35	Chattooga	$15,248,690
41	Cherokee	$13,834,966
147	Clarke	$1,122,873
126	Clay	$2,932,438
138	Clayton	$1,809,938
60	Clinch	$10,701,997
133	Cobb	$2,235,544
16	Coffee	$24,694,430
49	Colquitt	$12,437,955
125	Columbia	$2,966,759
94	Cook	$6,168,893
66	Coweta	$9,429,824
-	Crawford	$0
79	Crisp	$7,540,445
110	Dade	$4,548,444
107	Dawson	$4,710,038
20	Decatur	$21,522,292
154	Dekalb	$504,700
59	Dodge	$11,007,611
121	Dooly	$3,377,881
63	Dougherty	$10,480,263
137	Douglas	$1,835,872
31	Early	$17,392,268
127	Echols	$2,917,414
84	Effingham	$7,291,848
33	Elbert	$16,172,163
48	Emanuel	$12,518,729
106	Evans	$4,763,104

Rank	County	Farm gate Value
102	Fannin	$5,091,559
136	Fayette	$1,840,190
39	Floyd	$13,958,358
111	Forsyth	$4,519,233
18	Franklin	$23,950,113
78	Fulton	$7,569,670
77	Gilmer	$8,099,192
87	Glascock	$6,905,130
155	Glynn	$182,500
42	Gordon	$13,694,392
14	Grady	$26,003,341
69	Greene	$8,986,252
150	Gwinnett	$889,660
23	Habersham	$19,657,496
26	Hall	$18,878,993
117	Hancock	$3,717,175
82	Haralson	$7,306,290
40	Harris	$13,858,300
30	Hart	$17,509,954
100	Heard	$5,366,969
115	Henry	$4,184,531
72	Houston	$8,539,488
91	Irwin	$6,506,963
25	Jackson	$19,390,169
12	Jasper	$30,653,646
112	Jeff Davis	$4,519,178
32	Jefferson	$16,666,161
104	Jenkins	$4,960,178
46	Johnson	$12,730,618
64	Jones	$10,417,809
51	Lamar	$12,164,290
148	Lanier	$994,386
58	Laurens	$11,082,513
17	Lee	$24,324,481
151	Liberty	$709,240
101	Lincoln	$5,354,884
132	Long	$2,346,357
54	Lowndes	$11,628,267
118	Lumpkin	$3,703,237
1	Macon	$115,980,938
8	Madison	$35,171,470
119	Marion	$3,549,269
57	McDuffie	$11,100,087
156	McIntosh	$37,892
45	Meriwether	$12,754,060
81	Miller	$7,349,650
6	Mitchell	$57,162,357
68	Monroe	$9,086,274
73	Montgomery	$8,484,188
5	Morgan	$62,552,090
36	Murray	$14,312,898
153	Muscogee	$557,293
11	Newton	$31,017,315
52	Oconee	$12,026,611

Rank	County	Farm gate Value
3	Oglethorpe	$78,704,130
98	Paulding	$5,410,190
-	Peach	$0
109	Pickens	$4,589,935
113	Pierce	$4,260,926
96	Pike	$5,690,800
21	Polk	$21,506,870
129	Pulaski	$2,680,293
13	Putnam	$28,049,816
140	Quitman	$1,550,200
114	Rabun	$4,187,799
86	Randolph	$6,988,675
139	Richmond	$1,771,021
50	Rockdale	$12,178,204
141	Schley	$1,534,139
67	Screven	$9,404,367
75	Seminole	$8,319,883
120	Spalding	$3,505,194
37	Stephens	$14,164,353
152	Stewart	$675,151
9	Sumter	$33,034,051
108	Talbot	$4,611,411
134	Taliaferro	$2,205,629
62	Tattnall	$10,502,618
146	Taylor	$1,195,479
88	Telfair	$6,689,520
97	Terrell	$5,689,484
7	Thomas	$51,342,234
71	Tift	$8,647,891
43	Toombs	$13,090,970
92	Towns	$6,281,670
122	Treutlen	$3,209,778
47	Troup	$12,599,790
85	Turner	$7,283,677
124	Twiggs	$3,038,960
61	Union	$10,674,877
53	Upson	$11,681,744
56	Walker	$11,143,229
44	Walton	$13,007,911
76	Ware	$8,254,104
70	Warren	$8,921,600
38	Washington	$14,114,833
90	Wayne	$6,553,934
128	Webster	$2,681,514
95	Wheeler	$6,085,136
29	White	$18,097,267
105	Whitfield	$4,851,365
65	Wilcox	$10,135,871
15	Wilkes	$25,800,267
142	Wilkinson	$1,480,199
19	Worth	$22,885,906
	Totals & Avg.	**$1,935,967,043**

2023 Georgia Poultry and Eggs Farm Gate Value

$6,931,966,640

Poultry and Eggs
2023 Farm Gate Value

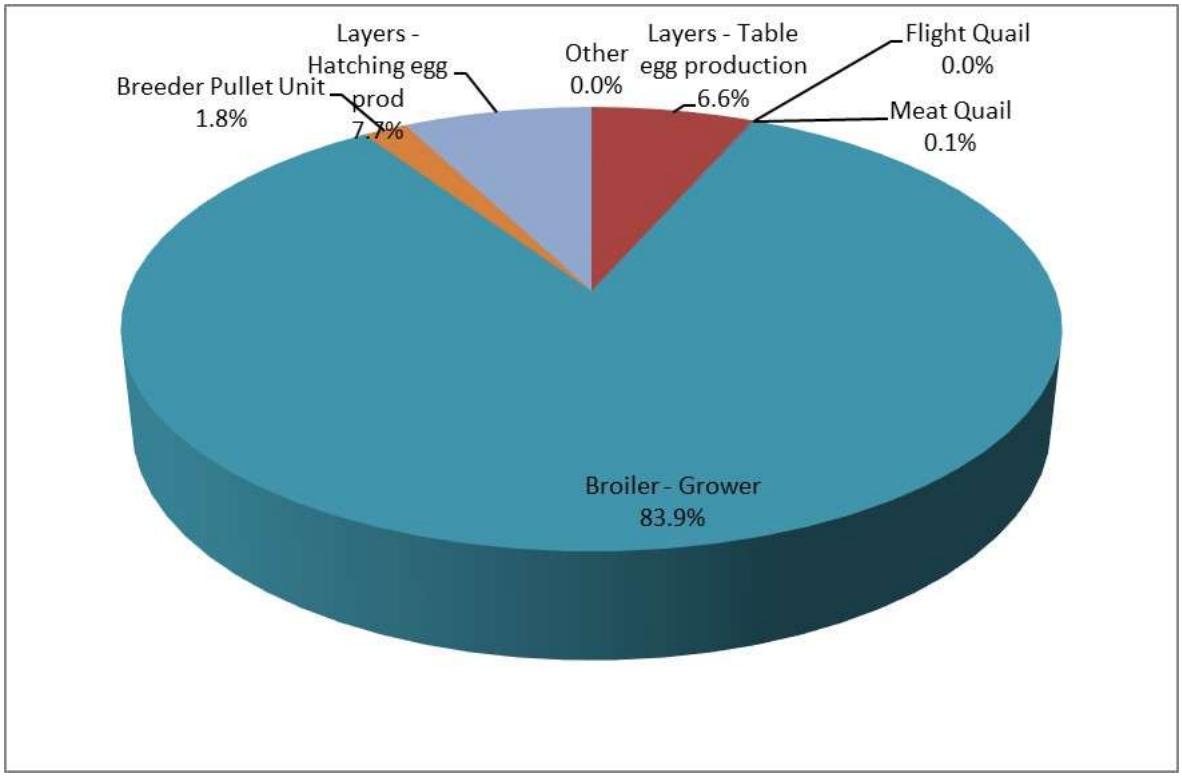

Broiler - Total (Grower & Integrator) Farm Gate Value 2023

Rank	County	Weight, lbs	Grower value	Integrator value	Total value
16	Appling	128,523,220	$128,523,220		$128,523,220
21	Atkinson	81,492,730	$81,492,730		$81,492,730
55	Bacon	24,360,916	$24,360,916		$24,360,916
64	Baker	12,895,306	$12,895,306		$12,895,306
92	Baldwin	934,442	$934,442		$934,442
13	Banks	141,701,195	$141,701,195		$141,701,195
62	Barrow	14,584,311	$14,584,311		$14,584,311
24	Bartow	67,452,731	$67,452,731		$67,452,731
69	Ben Hill	11,752,950	$11,752,950		$11,752,950
40	Berrien	36,144,236	$36,144,236		$36,144,236
85	Bibb	4,015,767	$4,015,767		$4,015,767
89	Bleckley	2,336,106	$2,336,106		$2,336,106
---	Brantley				
77	Brooks	7,681,117	$7,681,117		$7,681,117
---	Bryan				
51	Bulloch	26,673,661	$26,673,661		$26,673,661
---	Burke				
---	Butts				
45	Calhoun	32,696,143	$32,696,143		$32,696,143
---	Camden				
---	Candler				
9	Carroll	159,320,576	$159,320,576		$159,320,576
63	Catoosa	12,897,175	$12,897,175		$12,897,175
---	Charlton				
---	Chatham				
84	Chattahoochee	4,153,083	$4,153,083		$4,153,083
49	Chattooga	29,257,394	$29,257,394		$29,257,394
83	Cherokee	5,293,617	$5,293,617		$5,293,617
93	Clarke	233,611	$233,611		$233,611
---	Clay				
---	Clayton				
---	Clinch				
---	Cobb				
10	Coffee	156,245,793	$156,245,793		$156,245,793
7	Colquitt	234,993,598	$234,993,598		$234,993,598
---	Columbia				
46	Cook	32,387,777	$32,387,777		$32,387,777
---	Coweta				
30	Crawford	51,432,649	$51,432,649		$51,432,649
72	Crisp	10,175,051	$10,175,051		$10,175,051
65	Dade	12,194,475	$12,194,475		$12,194,475
23	Dawson	70,643,852	$70,643,852		$70,643,852
53	Decatur	25,669,135	$25,669,135		$25,669,135
---	Dekalb				
76	Dodge	8,409,982	$8,409,982		$8,409,982
54	Dooly	25,164,536	$25,164,536		$25,164,536
90	Dougherty	2,149,218	$2,149,218		$2,149,218
---	Douglas				
---	Early				
---	Echols				
---	Effingham				
8	Elbert	161,721,626	$161,721,626		$161,721,626
88	Emanuel	2,494,961	$2,494,961		$2,494,961
37	Evans	38,372,881	$38,372,881		$38,372,881
73	Fannin	9,825,663	$9,825,663		$9,825,663
---	Fayette				
34	Floyd	44,624,301	$44,624,301		$44,624,301
56	Forsyth	24,230,094	$24,230,094		$24,230,094
1	Franklin	418,952,619	$418,952,619		$418,952,619
---	Fulton				

Rank	County	Weight, lbs	Grower value	Integrator value	Total value
11	Gilmer	156,203,743	$156,203,743		$156,203,743
---	Glascock				
---	Glynn				
4	Gordon	302,509,404	$302,509,404		$302,509,404
25	Grady	67,106,988	$67,106,988		$67,106,988
39	Greene	36,929,167	$36,929,167		$36,929,167
---	Gwinnett				
33	Habersham	44,652,334	$44,652,334		$44,652,334
20	Hall	88,059,524	$88,059,524		$88,059,524
---	Hancock				
41	Haralson	35,349,959	$35,349,959		$35,349,959
---	Harris				
2	Hart	399,232,378	$399,232,378		$399,232,378
29	Heard	52,875,428	$52,875,428		$52,875,428
---	Henry				
75	Houston	9,344,425	$9,344,425		$9,344,425
71	Irwin	10,222,801	$10,222,801		$10,222,801
12	Jackson	153,185,494	$153,185,494		$153,185,494
91	Jasper	1,868,885	$1,868,885		$1,868,885
36	Jeff Davis	41,685,480	$41,685,480		$41,685,480
---	Jefferson				
---	Jenkins				
---	Johnson				
82	Jones	6,073,876	$6,073,876		$6,073,876
48	Lamar	29,619,491	$29,619,491		$29,619,491
---	Lanier				
---	Laurens				
---	Lee				
---	Liberty				
---	Lincoln				
67	Long	11,967,872	$11,967,872		$11,967,872
---	Lowndes				
43	Lumpkin	35,179,424	$35,179,424		$35,179,424
18	Macon	98,994,581	$98,994,581		$98,994,581
3	Madison	336,797,603	$336,797,603		$336,797,603
38	Marion	37,377,676	$37,377,676		$37,377,676
---	McDuffie				
---	McIntosh				
---	Meriwether				
70	Miller	10,746,089	$10,746,089		$10,746,089
19	Mitchell	95,658,878	$95,658,878		$95,658,878
42	Monroe	35,200,449	$35,200,449		$35,200,449
---	Montgomery				
28	Morgan	54,580,786	$54,580,786		$54,580,786
14	Murray	139,435,640	$139,435,640		$139,435,640
---	Muscogee				
---	Newton				
44	Oconee	33,558,166	$33,558,166		$33,558,166
6	Oglethorpe	245,148,651	$245,148,651		$245,148,651
74	Paulding	9,799,966	$9,799,966		$9,799,966
---	Peach				
31	Pickens	50,178,417	$50,178,417		$50,178,417
87	Pierce	2,597,750	$2,597,750		$2,597,750
79	Pike	6,737,330	$6,737,330		$6,737,330
66	Polk	12,147,752	$12,147,752		$12,147,752
26	Pulaski	62,423,865	$62,423,865		$62,423,865
---	Putnam				
---	Quitman				
80	Rabun	6,695,280	$6,695,280		$6,695,280
---	Randolph				
---	Richmond				
---	Rockdale				
52	Schley	25,961,943	$25,961,943		$25,961,943
---	Screven				

Rank	County	Weight, lbs	Grower value	Integrator value	Total value
---	Seminole				
91	Spalding	1,868,885	$1,868,885		$1,868,885
27	Stephens	59,404,845	$59,404,845		$59,404,845
---	Stewart				
58	Sumter	21,673,880	$21,673,880		$21,673,880
---	Talbot				
47	Taliaferro	30,313,314	$30,313,314		$30,313,314
5	Tattnall	291,130,230	$291,130,230		$291,130,230
57	Taylor	23,179,360	$23,179,360		$23,179,360
---	Telfair				
---	Terrell				
78	Thomas	6,858,808	$6,858,808		$6,858,808
---	Tift				
61	Toombs	15,072,557	$15,072,557		$15,072,557
---	Towns				
---	Treutlen				
---	Troup				
68	Turner	11,834,200	$11,834,200		$11,834,200
---	Twiggs				
---	Union				
50	Upson	27,778,639	$27,778,639		$27,778,639
22	Walker	77,196,630	$77,196,630		$77,196,630
59	Walton	17,375,958	$17,375,958		$17,375,958
81	Ware	6,671,919	$6,671,919		$6,671,919
---	Warren				
---	Washington				
87	Wayne	2,597,750	$2,597,750		$2,597,750
---	Webster				
---	Wheeler				
32	White	45,605,466	$45,605,466		$45,605,466
35	Whitfield	42,605,905	$42,605,905		$42,605,905
17	Wilcox	103,247,555	$103,247,555		$103,247,555
15	Wilkes	128,614,328	$128,614,328		$128,614,328
86	Wilkinson	3,784,492	$3,784,492		$3,784,492
60	Worth	16,720,283	$16,720,283		$16,720,283

Percent of Poultry/Eggs 83.87%

Top Ten Counties by Value - Broilers

Rank	County	Weight, lbs	Grower value	Integrator value	Total value
1	Franklin	418,952,619	$418,952,619		$418,952,619
2	Hart	399,232,378	$399,232,378		$399,232,378
3	Madison	336,797,603	$336,797,603		$336,797,603
4	Gordon	302,509,404	$302,509,404		$302,509,404
5	Tattnall	291,130,230	$291,130,230		$291,130,230
6	Oglethorpe	245,148,651	$245,148,651		$245,148,651
7	Colquitt	234,993,598	$234,993,598		$234,993,598
8	Elbert	161,721,626	$161,721,626		$161,721,626
9	Carroll	159,320,576	$159,320,576		$159,320,576
10	Coffee	156,245,793	$156,245,793		$156,245,793

Top Ten Counties

For Broilers

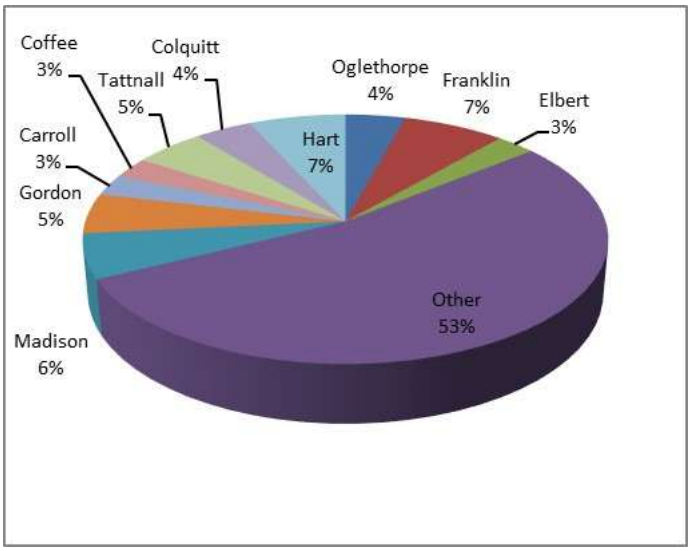
Coffee
3%
Colquitt
4%
Tattnall
5%
Oglethorpe
4%
Franklin
7%
Elbert
3%
Carroll
3%
Hart
7%
Gordon
5%
Other
53%
Madison
6%

Breeder Pullet Unit Farm Gate Value 2023

Rank	County	Price	Farm gate
10	Appling	$4,370,762.94	$4,370,763
20	Atkinson	$2,093,820.03	$2,093,820
38	Bacon	$483,720.80	$483,721
-	Baker		$0
-	Baldwin		$0
1	Banks	$15,568,035.67	$15,568,036
-	Barrow		$0
42	Bartow	$415,481.62	$415,482
-	Ben Hill		$0
25	Berrien	$1,382,059.43	$1,382,059
-	Bibb		$0
-	Bleckley		$0
14	Brantley	$2,591,361.43	$2,591,361
-	Brooks		$0
-	Bryan		$0
-	Bulloch		$0
-	Burke		$0
-	Butts		$0
-	Calhoun		$0
-	Camden		$0
-	Candler		$0
23	Carroll	$1,533,222.18	$1,533,222
-	Catoosa		$0
17	Charlton	$2,461,793.36	$2,461,793
-	Chatham		$0
-	Chattahoochee		$0
29	Chattooga	$967,441.60	$967,442
32	Cherokee	$797,275.53	$797,276
-	Clarke		$0
-	Clay		$0
-	Clayton		$0
-	Clinch		$0
-	Cobb		$0
4	Coffee	$7,309,366.80	$7,309,367
15	Colquitt	$2,548,172.07	$2,548,172
-	Columbia		$0
-	Cook		$0
-	Coweta		$0
-	Crawford		$0
-	Crisp		$0
50	Dade	$138,205.94	$138,206
26	Dawson	$1,321,594.33	$1,321,594
-	Decatur		$0
-	Dekalb		$0
-	Dodge		$0
-	Dooly		$0
-	Dougherty		$0
-	Douglas		$0
-	Early		$0
-	Echols		$0
-	Effingham		$0
30	Elbert	$898,338.63	$898,339
-	Emanuel		$0
-	Evans		$0
46	Fannin	$215,946.79	$215,947
-	Fayette		$0
48	Floyd	$183,122.87	$183,123
34	Forsyth	$760,132.69	$760,133
3	Franklin	$9,304,369.58	$9,304,370
-	Fulton		$0
7	Gilmer	$5,085,114.91	$5,085,115
-	Glascock		$0

Rank	County	Price	Farm gate
-	Glynn		$0
19	Gordon	$2,266,577.46	$2,266,577
28	Grady	$1,088,371.80	$1,088,372
-	Greene		$0
-	Gwinnett		$0
5	Habersham	$6,936,927.70	$6,936,928
8	Hall	$4,974,722.91	$4,974,723
-	Hancock		$0
40	Haralson	$431,893.57	$431,894
-	Harris		$0
2	Hart	$9,306,442.67	$9,306,443
37	Heard	$544,185.90	$544,186
-	Henry		$0
-	Houston		$0
-	Irwin		$0
6	Jackson	$5,956,244.24	$5,956,244
12	Jasper	$2,980,065.64	$2,980,066
-	Jeff Davis		$0
-	Jefferson		$0
-	Jenkins		$0
-	Johnson		$0
-	Jones		$0
-	Lamar		$0
-	Lanier		$0
36	Laurens	$545,913.47	$545,913
-	Lee		$0
-	Liberty		$0
-	Lincoln		$0
27	Long	$1,225,713.95	$1,225,714
-	Lowndes		$0
31	Lumpkin	$846,511.40	$846,511
16	Macon	$2,514,484.37	$2,514,484
9	Madison	$4,466,643.31	$4,466,643
40	Marion	$431,893.57	$431,894
-	McDuffie		$0
-	McIntosh		$0
-	Meriwether		$0
-	Miller		$0
44	Mitchell	$293,687.63	$293,688
-	Monroe		$0
-	Montgomery		$0
39	Morgan	$449,169.31	$449,169
13	Murray	$2,844,451.06	$2,844,451
-	Muscogee		$0
-	Newton		$0
49	Oconee	$172,757.43	$172,757
11	Oglethorpe	$3,487,972.48	$3,487,972
-	Paulding		$0
-	Peach		$0
30	Pickens	$898,338.63	$898,339
-	Pierce		$0
-	Pike		$0
41	Polk	$427,574.64	$427,575
-	Pulaski		$0
-	Putnam		$0
-	Quitman		$0
-	Rabun		$0
-	Randolph		$0
-	Richmond		$0
-	Rockdale		$0
-	Schley		$0
-	Screven		$0

Rank	County	Price	Farm gate
-	Seminole		$0
-	Spalding		$0
-	Stephens		$0
-	Stewart		$0
-	Sumter		$0
-	Talbot		$0
43	Taliaferro	$328,239.11	$328,239
35	Tattnall	$570,099.51	$570,100
40	Taylor	$431,893.57	$431,894
-	Telfair		$0
-	Terrell		$0
24	Thomas	$1,433,886.66	$1,433,887
-	Tift		$0
-	Toombs		$0
-	Towns		$0
-	Treutlen		$0
-	Troup		$0
-	Turner		$0
-	Twiggs		$0
33	Union	$780,863.58	$780,864
45	Upson	$272,956.74	$272,957
22	Walker	$2,019,534.34	$2,019,534
-	Walton		$0
21	Ware	$2,021,261.91	$2,021,262
-	Warren		$0
-	Washington		$0
-	Wayne		$0
-	Webster		$0
-	Wheeler		$0
18	White	$2,304,281.77	$2,304,282
47	Whitfield	$209,036.49	$209,036
-	Wilcox		$0
-	Wilkes		$0
-	Wilkinson		$0
-	Worth		$0
	Totals & Avg.	**$2,337,584**	**$123,891,936**

Percent of Poultry/Eggs 1.79%

Top Ten Counties by Value - Breeder Pullet Unit

County	Price	Farm gate
Banks	$15,568,035.67	$15,568,036
Hart	$9,306,442.67	$9,306,443
Franklin	$9,304,369.58	$9,304,370
Coffee	$7,309,366.80	$7,309,367
Habersham	$6,936,927.70	$6,936,928
Jackson	$5,956,244.24	$5,956,244
Gilmer	$5,085,114.91	$5,085,115
Hall	$4,974,722.91	$4,974,723
Madison	$4,466,643.31	$4,466,643
Appling	$4,370,762.94	$4,370,763

Top Ten Counties

For Breeder Pullet Unit

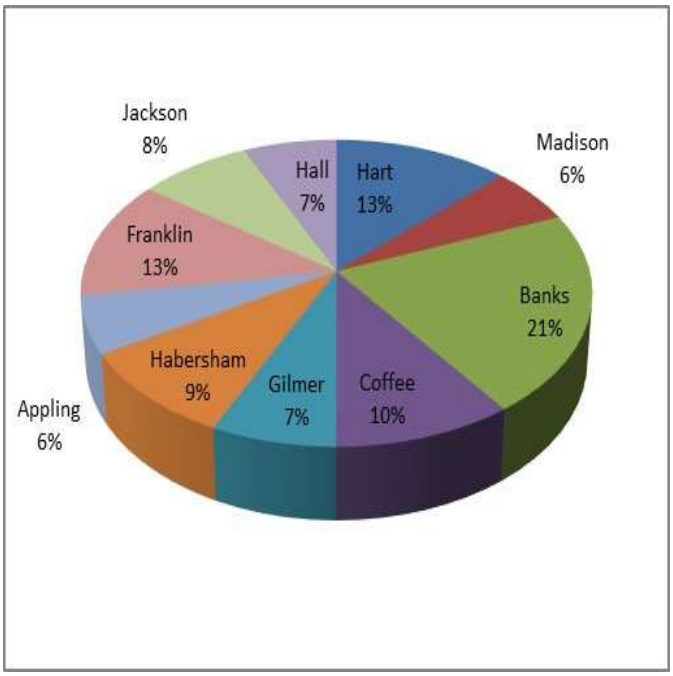

Hatching Layers Farm Gate Value 2023

Rank	County	Price	Farm gate
14	Appling	$10,002,808.28	$10,002,808
34	Atkinson	$3,271,676.64	$3,271,677
10	Bacon	$13,316,012.83	$13,316,013
29	Baker	$4,116,679.22	$4,116,679
-	Baldwin		$0
2	Banks	$49,481,617.57	$49,481,618
-	Barrow		$0
47	Bartow	$1,509,449.05	$1,509,449
-	Ben Hill		$0
21	Berrien	$6,518,075.43	$6,518,075
52	Bibb	$1,040,003.17	$1,040,003
-	Bleckley		$0
4	Brantley	$31,035,789.09	$31,035,789
46	Brooks	$1,516,671.29	$1,516,671
-	Bryan		$0
66	Bulloch	$397,223.43	$397,223
-	Burke		$0
-	Butts		$0
-	Calhoun		$0
-	Camden		$0
63	Candler	$541,668.32	$541,668
24	Carroll	$5,741,684.18	$5,741,684
44	Catoosa	$1,751,394.23	$1,751,394
40	Charlton	$2,231,673.47	$2,231,673
-	Chatham		$0
-	Chattahoochee		$0
19	Chattooga	$6,985,715.75	$6,985,716
54	Cherokee	$879,669.35	$879,669
-	Clarke		$0
-	Clay		$0
-	Clayton		$0
56	Clinch	$801,669.11	$801,669
-	Cobb		$0
35	Coffee	$3,073,064.93	$3,073,065
23	Colquitt	$6,030,573.95	$6,030,574
-	Columbia		$0
48	Cook	$1,480,560.07	$1,480,560
-	Coweta		$0
-	Crawford		$0
-	Crisp		$0
46	Dade	$1,516,671.29	$1,516,671
-	Dawson		$0
62	Decatur	$650,001.98	$650,002
-	Dekalb		$0
52	Dodge	$1,040,003.17	$1,040,003
53	Dooly	$902,780.53	$902,781
-	Dougherty		$0
-	Douglas		$0
62	Early	$650,001.98	$650,002
-	Echols		$0
-	Effingham		$0
9	Elbert	$19,657,973.84	$19,657,974
-	Emanuel		$0
-	Evans		$0
37	Fannin	$2,422,521.28	$2,422,521
-	Fayette		$0
-	Floyd		$0
49	Forsyth	$1,361,393.04	$1,361,393
3	Franklin	$45,603,561.30	$45,603,561
-	Fulton		$0
13	Gilmer	$10,326,003.71	$10,326,004
-	Glascock		$0

Rank	County	Price	Farm gate
-	Glynn		$0
17	Gordon	$8,196,886.11	$8,196,886
55	Grady	$848,613.70	$848,614
43	Greene	$2,058,339.61	$2,058,340
-	Gwinnett		$0
18	Habersham	$7,185,916.36	$7,185,916
12	Hall	$10,678,088.12	$10,678,088
-	Hancock		$0
51	Haralson	$1,173,614.69	$1,173,615
-	Harris		$0
1	Hart	$65,934,901.08	$65,934,901
59	Heard	$691,529.89	$691,530
-	Henry		$0
39	Houston	$2,256,951.33	$2,256,951
61	Irwin	$680,696.52	$680,697
5	Jackson	$29,297,394.90	$29,297,395
7	Jasper	$23,237,570.87	$23,237,571
30	Jeff Davis	$4,002,026.09	$4,002,026
-	Jefferson		$0
-	Jenkins		$0
-	Johnson		$0
-	Jones		$0
-	Lamar		$0
-	Lanier		$0
41	Laurens	$2,137,784.30	$2,137,784
-	Lee		$0
-	Liberty		$0
-	Lincoln		$0
67	Long	$361,112.21	$361,112
67	Lowndes	$361,112.21	$361,112
36	Lumpkin	$2,423,062.94	$2,423,063
16	Macon	$8,697,387.63	$8,697,388
8	Madison	$21,086,280.97	$21,086,281
64	Marion	$451,390.27	$451,390
-	McDuffie		$0
-	McIntosh		$0
-	Meriwether		$0
-	Miller		$0
32	Mitchell	$3,448,621.63	$3,448,622
-	Monroe		$0
31	Montgomery	$3,611,122.12	$3,611,122
65	Morgan	$415,279.04	$415,279
11	Murray	$11,201,700.83	$11,201,701
-	Muscogee		$0
-	Newton		$0
-	Oconee		$0
27	Oglethorpe	$4,775,709.01	$4,775,709
-	Paulding		$0
-	Peach		$0
58	Pickens	$758,335.65	$758,336
67	Pierce	$361,112.21	$361,112
-	Pike		$0
-	Polk		$0
-	Pulaski		$0
6	Putnam	$28,762,316.88	$28,762,317
-	Quitman		$0
-	Rabun		$0
-	Randolph		$0
-	Richmond		$0
-	Rockdale		$0
-	Schley		$0
-	Screven		$0

Rank	County	Price	Farm gate
-	Seminole		$0
-	Spalding		$0
45	Stephens	$1,571,777.02	$1,571,777
-	Stewart		$0
64	Sumter	$451,390.27	$451,390
-	Talbot		$0
42	Taliaferro	$2,059,784.06	$2,059,784
20	Tattnall	$6,680,575.93	$6,680,576
-	Taylor		$0
28	Telfair	$4,770,292.33	$4,770,292
-	Terrell		$0
68	Thomas	$325,000.99	$325,001
-	Tift		$0
33	Toombs	$3,430,566.02	$3,430,566
67	Towns	$361,112.21	$361,112
-	Treutlen		$0
-	Troup		$0
-	Turner		$0
-	Twiggs		$0
57	Union	$794,446.87	$794,447
-	Upson		$0
26	Walker	$5,116,598.94	$5,116,599
-	Walton		$0
38	Ware	$2,321,951.53	$2,321,952
-	Warren		$0
-	Washington		$0
15	Wayne	$8,939,332.82	$8,939,333
-	Webster		$0
-	Wheeler		$0
25	White	$5,303,582.84	$5,303,583
22	Whitfield	$6,283,352.50	$6,283,353
50	Wilcox	$1,354,170.80	$1,354,171
60	Wilkes	$686,113.20	$686,113
-	Wilkinson		$0
58	Worth	$758,335.65	$758,336
	Totals & Avg.	**$7,002,077**	**$532,157,833**

Percent of Poultry/Eggs 7.68%

Top Ten Counties by Value - Hatching Layers

County	No.	Capacity	Price	Farm gate
Hart	1	1	$65,934,901.08	$65,934,901
Banks	1	1	$49,481,617.57	$49,481,618
Franklin	1	1	$45,603,561.30	$45,603,561
Brantley	1	1	$31,035,789.09	$31,035,789
Jackson	1	1	$29,297,394.90	$29,297,395
Putnam	1	1	$28,762,316.88	$28,762,317
Jasper	1	1	$23,237,570.87	$23,237,571
Madison	1	1	$21,086,280.97	$21,086,281
Elbert	1	1	$19,657,973.84	$19,657,974
Bacon	1	1	$13,316,012.83	$13,316,013

Top Ten Counties

For Hatching Layers

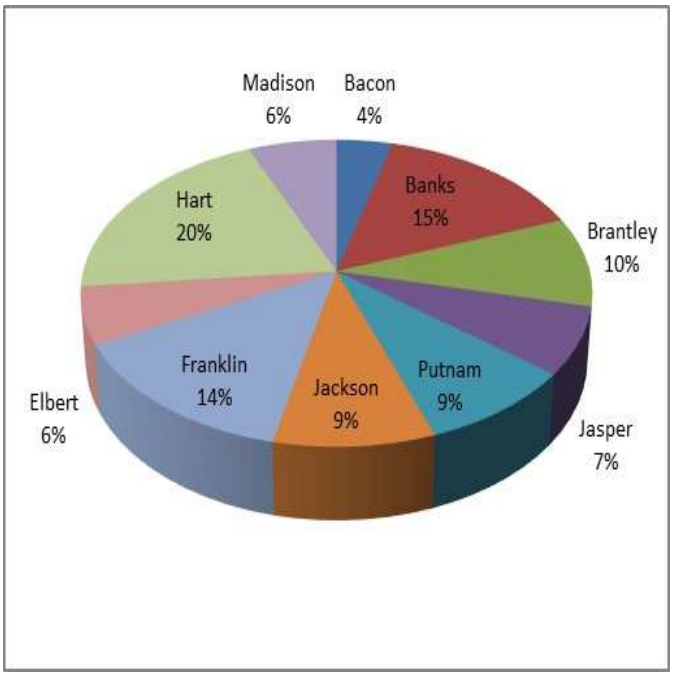

Table Layers Farm Gate Value 2023

Rank	County	Price	Farm gate
14	Appling	$8,565,995.24	$8,565,995
34	Atkinson	$2,801,729.85	$2,801,730
10	Bacon	$11,403,287.88	$11,403,288
29	Baker	$3,525,355.44	$3,525,355
-	Baldwin		$0
2	Banks	$42,374,030.21	$42,374,030
-	Barrow		$0
47	Bartow	$1,292,630.33	$1,292,630
-	Ben Hill		$0
21	Berrien	$5,581,812.78	$5,581,813
52	Bibb	$890,616.11	$890,616
-	Bleckley		$0
4	Brantley	$26,577,778.36	$26,577,778
46	Brooks	$1,298,815.16	$1,298,815
-	Bryan		$0
66	Bulloch	$340,165.88	$340,166
-	Burke		$0
-	Butts		$0
-	Calhoun		$0
-	Camden		$0
63	Candler	$463,862.56	$463,863
24	Carroll	$4,916,943.11	$4,916,943
44	Catoosa	$1,499,822.27	$1,499,822
40	Charlton	$1,911,113.74	$1,911,114
-	Chatham		$0
-	Chattahoochee		$0
19	Chattooga	$5,982,280.79	$5,982,281
54	Cherokee	$753,312.79	$753,313
-	Clarke		$0
-	Clay		$0
-	Clayton		$0
56	Clinch	$686,516.59	$686,517
-	Cobb		$0
35	Coffee	$2,631,646.91	$2,631,647
23	Colquitt	$5,164,336.48	$5,164,336
-	Columbia		$0
48	Cook	$1,267,890.99	$1,267,891
-	Coweta		$0
-	Crawford		$0
-	Crisp		$0
46	Dade	$1,298,815.16	$1,298,815
-	Dawson		$0
62	Decatur	$556,635.07	$556,635
-	Dekalb		$0
52	Dodge	$890,616.11	$890,616
53	Dooly	$773,104.26	$773,104
-	Dougherty		$0
-	Douglas		$0
62	Early	$556,635.07	$556,635
-	Echols		$0
-	Effingham		$0
9	Elbert	$16,834,283.48	$16,834,283
-	Emanuel		$0
-	Evans		$0
37	Fannin	$2,074,547.98	$2,074,548
-	Fayette		$0
-	Floyd		$0
49	Forsyth	$1,165,841.23	$1,165,841
3	Franklin	$39,053,021.69	$39,053,022
-	Fulton		$0
13	Gilmer	$8,842,766.56	$8,842,767
-	Glascock		$0

Rank	County	Price	Farm gate
-	Glynn		$0
17	Gordon	$7,019,477.47	$7,019,477
55	Grady	$726,718.01	$726,718
43	Greene	$1,762,677.72	$1,762,678
-	Gwinnett		$0
18	Habersham	$6,153,724.39	$6,153,724
12	Hall	$9,144,277.23	$9,144,277
-	Hancock		$0
51	Haralson	$1,005,035.54	$1,005,036
-	Harris		$0
1	Hart	$56,463,948.19	$56,463,948
59	Heard	$592,197.87	$592,198
-	Henry		$0
39	Houston	$1,932,760.66	$1,932,761
61	Irwin	$582,920.61	$582,921
5	Jackson	$25,089,088.79	$25,089,089
7	Jasper	$19,899,703.74	$19,899,704
30	Jeff Davis	$3,427,171.20	$3,427,171
-	Jefferson		$0
-	Jenkins		$0
-	Johnson		$0
-	Jones		$0
-	Lamar		$0
-	Lanier		$0
41	Laurens	$1,830,710.90	$1,830,711
-	Lee		$0
-	Liberty		$0
-	Lincoln		$0
67	Long	$309,241.71	$309,242
67	Lowndes	$309,241.71	$309,242
36	Lumpkin	$2,075,011.84	$2,075,012
16	Macon	$7,448,086.47	$7,448,086
8	Madison	$18,057,427.20	$18,057,427
64	Marion	$386,552.13	$386,552
-	McDuffie		$0
-	McIntosh		$0
-	Meriwether		$0
-	Miller		$0
32	Mitchell	$2,953,258.29	$2,953,258
-	Monroe		$0
31	Montgomery	$3,092,417.05	$3,092,417
65	Morgan	$355,627.96	$355,628
11	Murray	$9,592,677.70	$9,592,678
-	Muscogee		$0
-	Newton		$0
-	Oconee		$0
27	Oglethorpe	$4,089,721.55	$4,089,722
-	Paulding		$0
-	Peach		$0
58	Pickens	$649,407.58	$649,408
67	Pierce	$309,241.71	$309,242
-	Pike		$0
-	Polk		$0
-	Pulaski		$0
6	Putnam	$24,630,869.90	$24,630,870
-	Quitman		$0
-	Rabun		$0
-	Randolph		$0
-	Richmond		$0
-	Rockdale		$0
-	Schley		$0
-	Screven		$0

Rank	County	Price	Farm gate
-	Seminole		$0
-	Spalding		$0
45	Stephens	$1,346,005.45	$1,346,005
-	Stewart		$0
64	Sumter	$386,552.13	$386,552
-	Talbot		$0
42	Taliaferro	$1,763,914.69	$1,763,915
20	Tattnall	$5,720,971.55	$5,720,972
-	Taylor		$0
28	Telfair	$4,085,082.93	$4,085,083
-	Terrell		$0
68	Thomas	$278,317.53	$278,318
-	Tift		$0
33	Toombs	$2,937,796.20	$2,937,796
67	Towns	$309,241.71	$309,242
-	Treutlen		$0
-	Troup		$0
-	Turner		$0
-	Twiggs		$0
57	Union	$680,331.75	$680,332
-	Upson		$0
26	Walker	$4,381,645.72	$4,381,646
-	Walton		$0
38	Ware	$1,988,424.17	$1,988,424
-	Warren		$0
-	Washington		$0
15	Wayne	$7,655,278.41	$7,655,278
-	Webster		$0
-	Wheeler		$0
25	White	$4,541,771.08	$4,541,771
22	Whitfield	$5,380,805.67	$5,380,806
50	Wilcox	$1,159,656.39	$1,159,656
60	Wilkes	$587,559.24	$587,559
-	Wilkinson		$0
58	Worth	$649,407.58	$649,408
	Totals & Avg.	**$5,996,292**	**$455,718,167**

Percent of Poultry/Eggs 6.57%

Top Ten Counties by Value - Table Layers

County	Price	Farm gate
Hart	$56,463,948.19	$56,463,948
Banks	$42,374,030.21	$42,374,030
Franklin	$39,053,021.69	$39,053,022
Brantley	$26,577,778.36	$26,577,778
Jackson	$25,089,088.79	$25,089,089
Putnam	$24,630,869.90	$24,630,870
Jasper	$19,899,703.74	$19,899,704
Madison	$18,057,427.20	$18,057,427
Elbert	$16,834,283.48	$16,834,283
Bacon	$11,403,287.88	$11,403,288

Top Ten Counties

For Table Layers

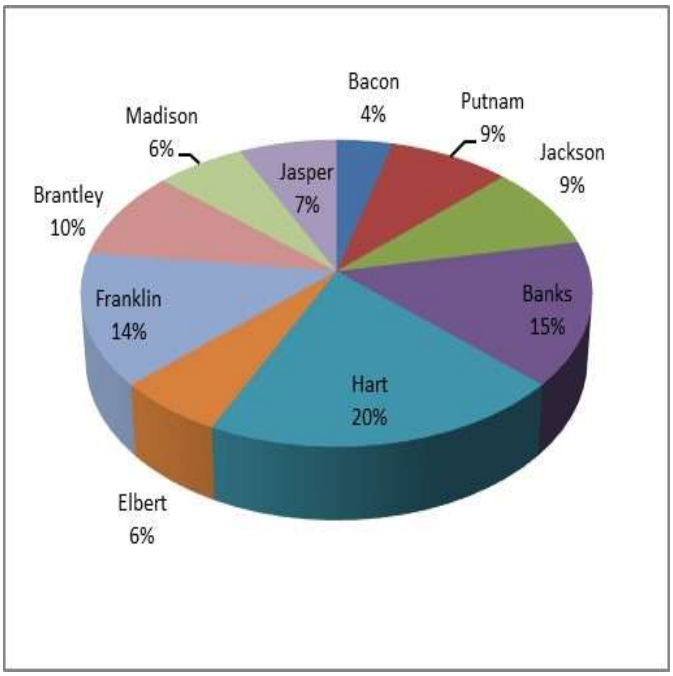

Quail Farm Gate Value 2023

Rank	County	No. Head	$/Hd.	Farm gate
-	Appling			$0
-	Atkinson			$0
-	Bacon			$0
6	Baker	85,000	$3.00	$255,000
24	Baker	2,000	$3.00	$6,000
-	Baldwin			$0
-	Banks			$0
-	Barrow			$0
-	Bartow			$0
-	Ben Hill			$0
-	Berrien			$0
-	Bibb			$0
-	Bleckley			$0
21	Brantley	2,000	$6.00	$12,000
-	Brooks			$0
-	Bryan			$0
-	Bulloch			$0
14	Burke	10,000	$3.00	$30,000
-	Butts			$0
-	Calhoun			$0
-	Camden			$0
-	Candler			$0
-	Carroll			$0
-	Catoosa			$0
-	Charlton			$0
-	Chatham			$0
-	Chattahoochee			$0
27	Chattooga	750	$4.50	$3,375
-	Cherokee			$0
-	Clarke			$0
-	Clay			$0
-	Clayton			$0
-	Clinch			$0
-	Cobb			$0
-	Coffee			$0
-	Colquitt			$0
-	Columbia			$0
-	Cook			$0
-	Coweta			$0
-	Crawford			$0
-	Crisp			$0
-	Dade			$0
-	Dawson			$0
11	Decatur	10,000	$5.00	$50,000
-	Dekalb			$0
-	Dodge			$0
-	Dooly			$0
16	Dougherty	8,150	$2.50	$20,375
-	Douglas			$0
-	Early			$0
-	Echols			$0
-	Effingham			$0
-	Elbert			$0
18	Emanuel	3,000	$6.00	$18,000
-	Evans			$0
-	Fannin			$0
-	Fayette			$0
28	Floyd	500	$4.00	$2,000
-	Forsyth			$0
-	Franklin			$0
-	Fulton			$0
-	Gilmer			$0

Rank	County	No. Head	$/Hd.	Farm gate
-	Glascock			$0
-	Glynn			$0
-	Gordon			$0
-	Grady			$0
4	Greene	3,600,000	$0.09	$324,000
-	Gwinnett			$0
2	Habersham	125,000	$4.00	$500,000
3	Habersham	100,000	$4.00	$400,000
-	Hall			$0
-	Hancock			$0
-	Haralson			$0
10	Harris	15,000	$4.00	$60,000
12	Harris	8,000	$5.00	$40,000
-	Hart			$0
-	Heard			$0
-	Henry			$0
-	Houston			$0
-	Irwin			$0
9	Jackson	705,600	$0.09	$63,504
-	Jasper			$0
-	Jeff Davis			$0
-	Jefferson			$0
-	Jenkins			$0
13	Johnson	15,000	$2.50	$37,500
20	Johnson	12,000	$1.25	$15,000
-	Jones			$0
-	Lamar			$0
-	Lanier			$0
13	Laurens	15,000	$2.50	$37,500
-	Lee			$0
-	Liberty			$0
25	Lincoln	1,500	$3.20	$4,800
-	Long			$0
-	Lowndes			$0
-	Lumpkin			$0
-	Macon			$0
19	Madison	3,500	$5.00	$17,500
15	Marion	5,000	$5.00	$25,000
-	McDuffie			$0
-	McIntosh			$0
-	Meriwether			$0
-	Miller			$0
11	Mitchell	10,000	$5.00	$50,000
-	Monroe			$0
-	Montgomery			$0
-	Morgan			$0
-	Murray			$0
-	Muscogee			$0
-	Newton			$0
-	Oconee			$0
-	Oglethorpe			$0
-	Paulding			$0
-	Peach			$0
17	Pickens	1,000	$20.00	$20,000
-	Pierce			$0
31	Pike	100	$6.00	$600
26	Polk	350	$10.00	$3,500
-	Pulaski			$0
14	Putnam	10,000	$3.00	$30,000
22	Putnam	1,500	$5.00	$7,500
-	Quitman			$0
-	Rabun			$0

Rank	County	No. Head	$/Hd.	Farm gate
-	Randolph			$0
-	Richmond			$0
-	Rockdale			$0
-	Schley			$0
-	Screven			$0
-	Seminole			$0
-	Spalding			$0
7	Stephens	190,000	$1.00	$190,000
-	Stewart			$0
-	Sumter			$0
-	Talbot			$0
-	Taliaferro			$0
-	Tattnall			$0
-	Taylor			$0
5	Telfair	75,000	$4.00	$300,000
23	Telfair	2,000	$3.50	$7,000
-	Terrell			$0
-	Thomas			$0
-	Tift			$0
-	Toombs			$0
29	Towns	125	$10.00	$1,250
-	Treutlen			$0
-	Troup			$0
-	Turner			$0
-	Twiggs			$0
30	Union	100	$10.00	$1,000
10	Upson	15,000	$4.00	$60,000
-	Walker			$0
-	Walton			$0
-	Ware			$0
-	Warren			$0
1	Washington	1,800,000	$1.50	$2,700,000
-	Wayne			$0
-	Webster			$0
17	Wheeler	5,000	$4.00	$20,000
23	Wheeler	2,000	$3.50	$7,000
-	White			$0
-	Whitfield			$0
-	Wilcox			$0
-	Wilkes			$0
-	Wilkinson			$0
8	Worth	20,000	$4.00	$80,000
	Totals & Avg.			**$5,399,404**

Percent of Poultry/Eggs 0.08%

Top Ten Counties by Value - Quail

County	No. Head	$/Hd.	Farm gate
Washington	1,800,000	$1.50	$2,700,000
Habersham	125,000	$4.00	$500,000
Habersham	100,000	$4.00	$400,000
Greene	3,600,000	$0.09	$324,000
Telfair	75,000	$4.00	$300,000
Baker	85,000	$3.00	$255,000
Stephens	190,000	$1.00	$190,000
Worth	20,000	$4.00	$80,000
Jackson	705,600	$0.09	$63,504
Harris	15,000	$4.00	$60,000

Top Ten Counties

For Quail

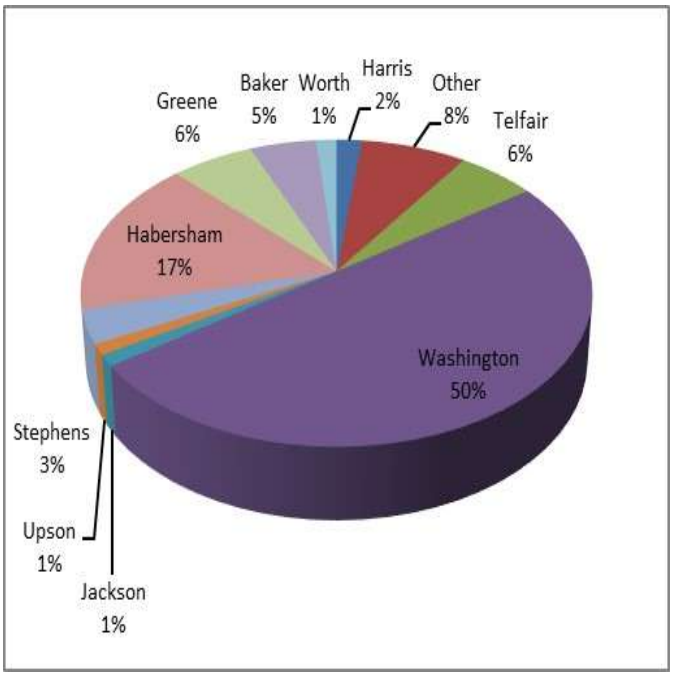

Miscellaneous Poultry Farm Gate Value 2023

Rank	County	Farm gate
-	Appling	$0
-	Atkinson	$0
-	Bacon	$0
-	Baker	$0
-	Baldwin	$0
-	Banks	$0
-	Barrow	$0
-	Bartow	$0
-	Ben Hill	$0
-	Berrien	$0
-	Bibb	$0
-	Bleckley	$0
-	Brantley	$0
-	Brooks	$0
-	Bryan	$0
-	Bulloch	$0
-	Burke	$0
-	Butts	$0
-	Calhoun	$0
-	Camden	$0
-	Candler	$0
-	Carroll	$0
-	Catoosa	$0
-	Charlton	$0
-	Chatham	$0
-	Chattahoochee	$0
-	Chattooga	$0
-	Cherokee	$0
-	Clarke	$0
-	Clay	$0
-	Clayton	$0
-	Clinch	$0
-	Cobb	$0
-	Coffee	$0
-	Colquitt	$0
-	Columbia	$0
-	Cook	$0
-	Coweta	$0
-	Crawford	$0
-	Crisp	$0
-	Dade	$0
-	Dawson	$0
-	Decatur	$0
-	Dekalb	$0
-	Dodge	$0
-	Dooly	$0
-	Dougherty	$0
-	Douglas	$0
-	Early	$0
-	Echols	$0
-	Effingham	$0
-	Elbert	$0
-	Emanuel	$0
-	Evans	$0
-	Fannin	$0

Rank	County	Farm gate
-	Fayette	$0
-	Floyd	$0
-	Forsyth	$0
-	Franklin	$0
-	Fulton	$0
-	Gilmer	$0
-	Glascock	$0
-	Glynn	$0
-	Gordon	$0
-	Grady	$0
-	Greene	$0
-	Gwinnett	$0
-	Habersham	$0
-	Hall	$0
-	Hancock	$0
-	Haralson	$0
-	Harris	$0
-	Hart	$0
-	Heard	$0
-	Henry	$0
-	Houston	$0
-	Irwin	$0
-	Jackson	$0
-	Jasper	$0
-	Jeff Davis	$0
-	Jefferson	$0
-	Jenkins	$0
3	Johnson	$40,000
-	Jones	$0
-	Lamar	$0
-	Lanier	$0
-	Laurens	$0
-	Lee	$0
-	Liberty	$0
-	Lincoln	$0
-	Long	$0
-	Lowndes	$0
-	Lumpkin	$0
-	Macon	$0
-	Madison	$0
-	Marion	$0
-	McDuffie	$0
-	McIntosh	$0
-	Meriwether	$0
-	Miller	$0
-	Mitchell	$0
-	Monroe	$0
-	Montgomery	$0
-	Morgan	$0
-	Murray	$0
-	Muscogee	$0
5	Newton	$25,000
-	Oconee	$0
2	Oglethorpe	$45,000
-	Paulding	$0

Rank	County	Farm gate
-	Peach	$0
-	Pickens	$0
-	Pierce	$0
9	Pike	$800
8	Polk	$2,500
-	Pulaski	$0
-	Putnam	$0
-	Quitman	$0
-	Rabun	$0
-	Randolph	$0
-	Richmond	$0
-	Rockdale	$0
-	Schley	$0
-	Screven	$0
-	Seminole	$0
-	Spalding	$0
-	Stephens	$0
-	Stewart	$0
1	Sumter	$850,000
-	Talbot	$0
-	Taliaferro	$0
-	Tattnall	$0
-	Taylor	$0
4	Telfair	$30,000
-	Terrell	$0
-	Thomas	$0
-	Tift	$0
-	Toombs	$0
-	Towns	$0
-	Treutlen	$0
-	Troup	$0
-	Turner	$0
7	Twiggs	$5,000
7	Union	$5,000
-	Upson	$0
-	Walker	$0
-	Walton	$0
-	Ware	$0
-	Warren	$0
6	Washington	$20,000
-	Wayne	$0
-	Webster	$0
2	Wheeler	$45,000
-	White	$0
-	Whitfield	$0
-	Wilcox	$0
-	Wilkes	$0
-	Wilkinson	$0
-	Worth	$0
	Totals & Avg.	**$1,068,300**

Percent of Poultry/Eggs
0.02%

Total Poultry & Egg Value 2023

Rank	County	Farm gate
15	Appling	$151,462,787
21	Atkinson	$89,659,956
38	Bacon	$49,563,937
63	Baker	$20,798,341
105	Baldwin	$934,442
7	Banks	$249,124,879
69	Barrow	$14,584,311
24	Bartow	$70,670,292
76	Ben Hill	$11,752,950
37	Berrien	$49,626,183
91	Bibb	$5,946,386
98	Bleckley	$2,336,106
29	Brantley	$60,216,929
79	Brooks	$10,496,604
-	Bryan	$0
56	Bulloch	$27,411,050
112	Burke	$30,000
-	Butts	$0
52	Calhoun	$32,696,143
-	Camden	$0
104	Candler	$1,005,531
12	Carroll	$171,512,425
67	Catoosa	$16,148,392
89	Charlton	$6,604,581
-	Chatham	$0
93	Chattahoochee	$4,153,083
42	Chattooga	$43,196,208
85	Cherokee	$7,723,874
108	Clarke	$233,611
-	Clay	$0
-	Clayton	$0
102	Clinch	$1,488,186
-	Cobb	$0
13	Coffee	$169,259,871
8	Colquitt	$248,736,680
-	Columbia	$0
49	Cook	$35,136,228
-	Coweta	$0
36	Crawford	$51,432,649
81	Crisp	$10,175,051
68	Dade	$15,148,167
23	Dawson	$71,965,447
57	Decatur	$26,925,772
-	Dekalb	$0
80	Dodge	$10,340,602
58	Dooly	$26,840,421
100	Dougherty	$2,169,593
-	Douglas	$0
103	Early	$1,206,637
-	Echols	$0
-	Effingham	$0
10	Elbert	$199,112,222
97	Emanuel	$2,512,961
46	Evans	$38,372,881

Rank	County	Farm gate
70	Fannin	$14,538,679
-	Fayette	$0
41	Floyd	$44,809,424
55	Forsyth	$27,517,461
2	Franklin	$512,913,571
-	Fulton	$0
11	Gilmer	$180,457,628
-	Glascock	$0
-	Glynn	$0
4	Gordon	$319,992,345
25	Grady	$69,770,691
43	Greene	$41,074,185
-	Gwinnett	$0
26	Habersham	$65,828,903
18	Hall	$112,856,613
-	Hancock	$0
47	Haralson	$37,960,503
109	Harris	$100,000
1	Hart	$530,937,670
32	Heard	$54,703,342
-	Henry	$0
72	Houston	$13,534,137
77	Irwin	$11,486,418
9	Jackson	$213,591,726
40	Jasper	$47,986,225
39	Jeff Davis	$49,114,677
-	Jefferson	$0
-	Jenkins	$0
110	Johnson	$92,500
90	Jones	$6,073,876
53	Lamar	$29,619,491
-	Lanier	$0
92	Laurens	$4,551,909
-	Lee	$0
-	Liberty	$0
115	Lincoln	$4,800
71	Long	$13,863,940
107	Lowndes	$670,354
44	Lumpkin	$40,524,010
17	Macon	$117,654,539
3	Madison	$380,425,454
45	Marion	$38,672,512
-	McDuffie	$0
-	McIntosh	$0
-	Meriwether	$0
78	Miller	$10,746,089
20	Mitchell	$102,404,445
48	Monroe	$35,200,449
87	Montgomery	$6,703,539
31	Morgan	$55,800,862
14	Murray	$163,074,469
-	Muscogee	$0
113	Newton	$25,000
51	Oconee	$33,730,923

Rank	County	Farm gate
6	Oglethorpe	$257,547,054
82	Paulding	$9,799,966
-	Peach	$0
35	Pickens	$52,504,499
95	Pierce	$3,268,104
86	Pike	$6,738,730
74	Polk	$12,581,327
28	Pulaski	$62,423,865
34	Putnam	$53,430,687
-	Quitman	$0
88	Rabun	$6,695,280
-	Randolph	$0
-	Richmond	$0
-	Rockdale	$0
59	Schley	$25,961,943
-	Screven	$0
-	Seminole	$0
101	Spalding	$1,868,885
27	Stephens	$62,512,628
-	Stewart	$0
61	Sumter	$23,361,822
-	Talbot	$0
50	Taliaferro	$34,465,252
5	Tattnall	$304,101,877
60	Taylor	$23,611,254
83	Telfair	$9,192,375
-	Terrell	$0
84	Thomas	$8,896,013
-	Tift	$0
62	Toombs	$21,440,920
106	Towns	$671,604
-	Treutlen	$0
-	Troup	$0
75	Turner	$11,834,200
114	Twiggs	$5,000
99	Union	$2,261,642
54	Upson	$28,111,596
22	Walker	$88,714,409
66	Walton	$17,375,958
73	Ware	$13,003,557
-	Warren	$0
96	Washington	$2,720,000
64	Wayne	$19,192,361
-	Webster	$0
111	Wheeler	$72,000
30	White	$57,755,101
33	Whitfield	$54,479,100
19	Wilcox	$105,761,383
16	Wilkes	$129,888,001
94	Wilkinson	$3,784,492
65	Worth	$18,208,026
	Georgia	**$6,931,966,640**

2023 Georgia Ag-Based Tourism, Nature-Based Tourism, and Other Income Farm Gate Value

$778,258,504

Ag-Based Tourism, Nature-Based Tourism, and Other Income
2023 Farm Gate Value

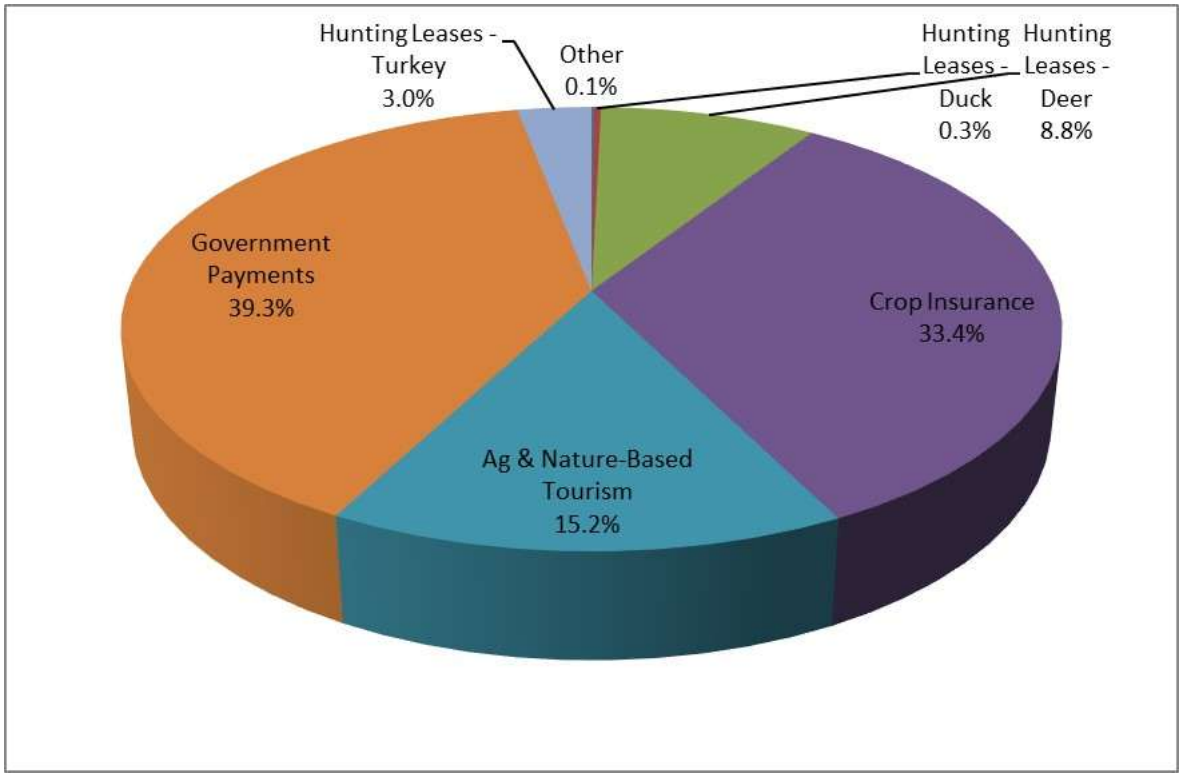

Ag & Nature-Based Tourism Farm Gate Value 2023

Rank	County	Farm gate Value
-	Appling	$0
-	Atkinson	$0
75	Bacon	$200,000
41	Baker	$593,600
23	Baldwin	$1,438,450
100	Banks	$71,875
116	Barrow	$22,500
61	Bartow	$307,500
129	Ben Hill	$6,000
66	Berrien	$261,725
-	Bibb	$0
-	Bleckley	$0
133	Brantley	$350
51	Brooks	$397,160
90	Bryan	$112,500
30	Bulloch	$903,800
76	Burke	$194,400
68	Butts	$247,500
91	Calhoun	$110,000
-	Camden	$0
-	Candler	$0
11	Carroll	$3,152,960
126	Catoosa	$9,000
53	Charlton	$378,500
49	Chatham	$407,500
-	Chattahoochee	$0
79	Chattooga	$174,500
1	Cherokee	$11,230,000
106	Clarke	$42,000
25	Clay	$1,336,300
111	Clayton	$32,679
85	Clinch	$140,000
-	Cobb	$0
122	Coffee	$12,500
13	Colquitt	$2,664,000
88	Columbia	$126,575
45	Cook	$481,000
31	Coweta	$870,000
101	Crawford	$66,000
12	Crisp	$2,860,000
92	Dade	$109,275
26	Dawson	$1,303,500
121	Decatur	$13,000
-	Dekalb	$0
34	Dodge	$762,500
78	Dooly	$187,500
91	Dougherty	$110,000
122	Douglas	$12,500
67	Early	$249,750
59	Echols	$325,000
29	Effingham	$1,013,500
40	Elbert	$621,750
32	Emanuel	$852,500
123	Evans	$12,000
14	Fannin	$2,551,000
99	Fayette	$74,600
89	Floyd	$121,325
52	Forsyth	$390,000
55	Franklin	$360,000
42	Fulton	$539,400
2	Gilmer	$7,595,079
63	Glascock	$287,000
84	Glynn	$142,500
86	Gordon	$139,200
28	Grady	$1,214,000
-	Greene	$0
-	Gwinnett	$0
9	Habersham	$3,551,000
19	Hall	$1,877,748
62	Hancock	$289,500
74	Haralson	$210,000
16	Harris	$2,145,300
95	Hart	$91,800
119	Heard	$17,500
33	Henry	$780,000
87	Houston	$136,000
83	Irwin	$152,500
36	Jackson	$711,625
18	Jasper	$1,952,100
81	Jeff Davis	$160,000
124	Jefferson	$11,750
113	Jenkins	$30,000
71	Johnson	$225,938
112	Jones	$31,875
127	Lamar	$7,500
107	Lanier	$41,250
130	Laurens	$4,125
98	Lee	$75,200
65	Liberty	$269,250
15	Lincoln	$2,283,250
113	Long	$30,000
43	Lowndes	$538,750
38	Lumpkin	$684,500
128	Macon	$6,250
58	Madison	$335,600
7	Marion	$4,430,750
47	McDuffie	$462,000
-	McIntosh	$0
20	Meriwether	$1,763,000
110	Miller	$33,500
5	Mitchell	$5,541,000
77	Monroe	$191,600
-	Montgomery	$0
6	Morgan	$4,641,675
-	Murray	$0
-	Muscogee	$0
10	Newton	$3,350,368
70	Oconee	$227,250
82	Oglethorpe	$154,000
57	Paulding	$339,100
69	Peach	$236,000
108	Pickens	$38,000
-	Pierce	$0
80	Pike	$171,900
56	Polk	$359,000
117	Pulaski	$20,000
21	Putnam	$1,474,500
131	Quitman	$1,500
17	Rabun	$2,100,000
118	Randolph	$18,000
104	Richmond	$58,000
48	Rockdale	$411,600
132	Schley	$800
109	Screven	$33,850

Rank	County	Farm gate Value
93	Seminole	$92,550
120	Spalding	$16,315
24	Stephens	$1,403,500
107	Stewart	$41,250
-	Sumter	$0
103	Talbot	$60,000
114	Taliaferro	$25,000
94	Tattnall	$92,500
64	Taylor	$280,000
105	Telfair	$45,250
115	Terrell	$24,000
8	Thomas	$3,781,585
54	Tift	$370,447
3	Toombs	$7,500,000
22	Towns	$1,442,000
-	Treutlen	$0
27	Troup	$1,281,320
73	Turner	$213,600
97	Twiggs	$80,000
39	Union	$683,000
125	Upson	$11,500
60	Walker	$315,000
102	Walton	$61,000
-	Ware	$0
44	Warren	$515,000
97	Washington	$80,000
46	Wayne	$477,000
35	Webster	$734,000
37	Wheeler	$699,450
4	White	$6,491,500
-	Whitfield	$0
50	Wilcox	$399,000
96	Wilkes	$80,425
-	Wilkinson	$0
72	Worth	$220,300
	Totals & Avg.	**$118,061,949**

Percent of Other Income 15.17%

Top Ten Counties by Value - Ag & Nature-Based Tourism

County	Farm gate Value
Cherokee	$11,230,000
Gilmer	$7,595,079
Toombs	$7,500,000
White	$6,491,500
Mitchell	$5,541,000
Morgan	$4,641,675
Marion	$4,430,750
Thomas	$3,781,585
Habersham	$3,551,000
Newton	$3,350,368

Top Ten Counties

For Ag & Nature-Based Tourism

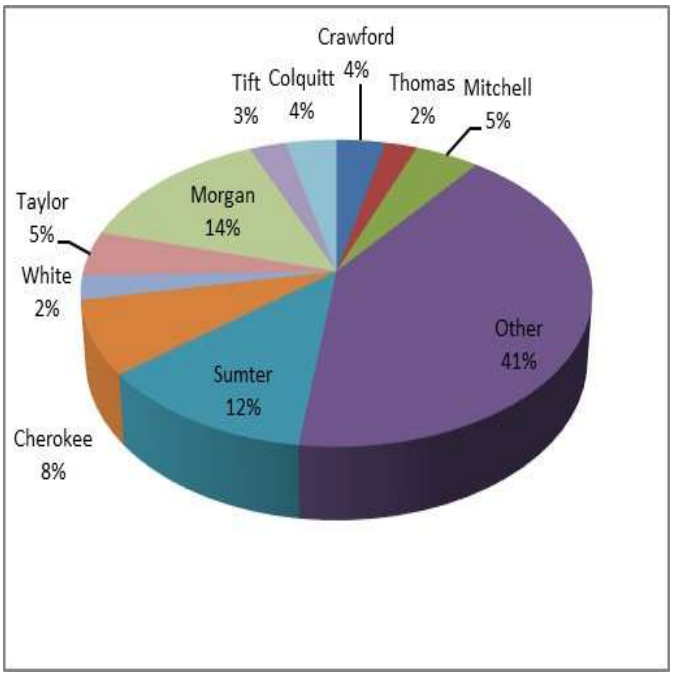

Crop Insurance Farm Gate Value 2023

Rank	County	Farm gate Value
5	Appling	$7,678,916
16	Atkinson	$5,674,318
6	Bacon	$7,333,965
27	Baker	$4,020,055
-	Baldwin	$0
-	Banks	$0
-	Barrow	$0
78	Bartow	$178,769
40	Ben Hill	$2,481,408
2	Berrien	$14,263,905
92	Bibb	$66,679
47	Bleckley	$1,365,449
62	Brantley	$707,564
15	Brooks	$5,729,967
84	Bryan	$109,039
31	Bulloch	$3,573,193
44	Burke	$1,794,933
-	Butts	$0
39	Calhoun	$2,566,843
125	Camden	$1,835
49	Candler	$1,342,796
115	Carroll	$12,314
103	Catoosa	$25,382
97	Charlton	$32,371
124	Chatham	$2,423
-	Chattahoochee	$0
117	Chattooga	$10,230
120	Cherokee	$7,115
94	Clarke	$48,986
46	Clay	$1,440,216
-	Clayton	$0
20	Clinch	$5,140,673
-	Cobb	$0
3	Coffee	$11,407,757
1	Colquitt	$15,009,850
-	Columbia	$0
22	Cook	$4,994,286
-	Coweta	$0
35	Crawford	$3,115,660
50	Crisp	$1,305,820
98	Dade	$31,122
111	Dawson	$16,483
19	Decatur	$5,325,625
-	Dekalb	$0
56	Dodge	$988,698
23	Dooly	$4,879,125
32	Dougherty	$3,267,828
-	Douglas	$0
12	Early	$6,090,074
81	Echols	$122,712
58	Effingham	$913,382
93	Elbert	$60,082
52	Emanuel	$1,212,036
55	Evans	$1,071,979
108	Fannin	$19,841
-	Fayette	$0
73	Floyd	$237,808
102	Forsyth	$25,670
112	Franklin	$15,357
-	Fulton	$0
110	Gilmer	$17,643
105	Glascock	$23,289

Rank	County	Farm gate Value
-	Glynn	$0
69	Gordon	$401,409
41	Grady	$2,428,768
126	Greene	$370
-	Gwinnett	$0
114	Habersham	$12,504
109	Hall	$19,619
122	Hancock	$5,362
-	Haralson	$0
-	Harris	$0
95	Hart	$46,732
-	Heard	$0
106	Henry	$23,127
70	Houston	$311,097
11	Irwin	$6,299,546
-	Jackson	$0
87	Jasper	$92,656
34	Jeff Davis	$3,249,027
71	Jefferson	$301,951
54	Jenkins	$1,128,902
79	Johnson	$169,909
-	Jones	$0
99	Lamar	$31,088
25	Lanier	$4,617,320
61	Laurens	$842,213
26	Lee	$4,578,801
-	Liberty	$0
-	Lincoln	$0
88	Long	$81,325
37	Lowndes	$2,956,050
-	Lumpkin	$0
7	Macon	$7,187,953
77	Madison	$182,027
82	Marion	$121,877
-	McDuffie	$0
85	McIntosh	$101,217
63	Meriwether	$694,116
17	Miller	$5,547,621
18	Mitchell	$5,524,092
65	Monroe	$474,770
59	Montgomery	$907,509
67	Morgan	$446,849
75	Murray	$198,641
-	Muscogee	$0
89	Newton	$75,592
90	Oconee	$73,375
74	Oglethorpe	$199,589
-	Paulding	$0
29	Peach	$3,956,708
100	Pickens	$30,325
10	Pierce	$6,496,420
86	Pike	$96,378
91	Polk	$69,039
57	Pulaski	$919,008
68	Putnam	$445,335
101	Quitman	$27,815
-	Rabun	$0
43	Randolph	$1,983,627
113	Richmond	$12,846
-	Rockdale	$0
64	Schley	$620,384
42	Screven	$2,287,786

Rank	County	Farm gate Value
38	Seminole	$2,624,913
-	Spalding	$0
-	Stephens	$0
60	Stewart	$875,008
30	Sumter	$3,619,062
-	Talbot	$0
107	Taliaferro	$22,116
4	Tattnall	$8,086,683
13	Taylor	$5,992,670
28	Telfair	$4,002,541
36	Terrell	$3,103,100
8	Thomas	$7,019,493
9	Tift	$6,549,308
33	Toombs	$3,265,514
-	Towns	$0
76	Treutlen	$193,024
-	Troup	$0
45	Turner	$1,766,754
66	Twiggs	$467,913
116	Union	$12,192
121	Upson	$5,984
83	Walker	$118,330
96	Walton	$34,747
24	Ware	$4,876,498
119	Warren	$9,177
80	Washington	$161,932
14	Wayne	$5,982,439
53	Webster	$1,190,617
48	Wheeler	$1,358,398
123	White	$3,006
104	Whitfield	$24,289
51	Wilcox	$1,279,240
72	Wilkes	$276,248
118	Wilkinson	$9,473
21	Worth	$5,050,252
	Totals & Avg.	**$260,021,067**

Percent of Other Income 33.41%

Top Ten Counties by Value - Crop Insurance

County	Farm gate Value
Colquitt	$15,009,850
Berrien	$14,263,905
Coffee	$11,407,757
Tattnall	$8,086,683
Appling	$7,678,916
Bacon	$7,333,965
Macon	$7,187,953
Thomas	$7,019,493
Tift	$6,549,308
Pierce	$6,496,420

Top Ten Counties

For Crop Insurance

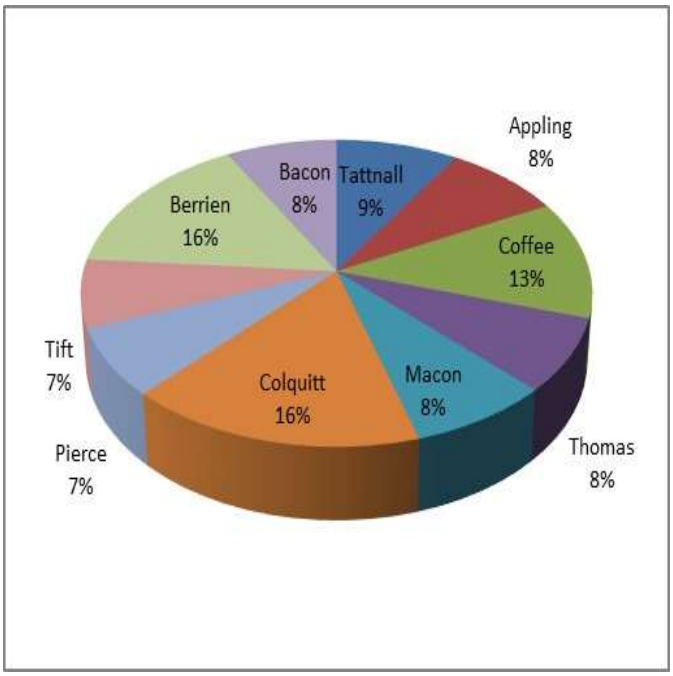

Government Payments Farm Gate Value 2023

Rank	County	Farm gate Value
12	Appling	$8,144,914
21	Atkinson	$4,391,098
9	Bacon	$8,813,075
8	Baker	$9,362,135
138	Baldwin	$3,136
88	Banks	$138,754
108	Barrow	$41,918
69	Bartow	$280,270
36	Ben Hill	$2,027,565
25	Berrien	$3,304,624
89	Bibb	$133,416
47	Bleckley	$1,053,824
83	Brantley	$153,404
23	Brooks	$4,102,150
117	Bryan	$29,691
29	Bulloch	$2,868,116
18	Burke	$4,941,368
93	Butts	$106,729
7	Calhoun	$9,536,630
151	Camden	$627
63	Candler	$450,096
119	Carroll	$21,865
134	Catoosa	$5,247
144	Charlton	$1,516
-	Chatham	$0
-	Chattahoochee	$0
74	Chattooga	$233,460
107	Cherokee	$43,710
123	Clarke	$17,393
45	Clay	$1,136,595
-	Clayton	$0
34	Clinch	$2,554,083
152	Cobb	$318
4	Coffee	$15,259,164
5	Colquitt	$11,536,941
140	Columbia	$2,590
31	Cook	$2,734,512
112	Coweta	$35,787
114	Crawford	$33,119
35	Crisp	$2,255,330
105	Dade	$50,000
-	Dawson	$0
1	Decatur	$51,035,463
-	Dekalb	$0
28	Dodge	$3,068,025
14	Dooly	$6,523,131
68	Dougherty	$287,173
132	Douglas	$7,325
16	Early	$5,836,856
60	Echols	$566,220
44	Effingham	$1,167,968
98	Elbert	$64,695
42	Emanuel	$1,406,054
92	Evans	$118,708
147	Fannin	$1,023
100	Fayette	$63,881
91	Floyd	$121,886
135	Forsyth	$5,140
104	Franklin	$50,096
139	Fulton	$3,067
87	Gilmer	$139,279
115	Glascock	$30,620

Rank	County	Farm gate Value
146	Glynn	$1,188
96	Gordon	$82,334
30	Grady	$2,735,399
66	Greene	$298,942
149	Gwinnett	$868
106	Habersham	$47,071
76	Hall	$194,477
101	Hancock	$60,859
137	Haralson	$3,767
127	Harris	$14,852
78	Hart	$180,620
133	Heard	$5,780
129	Henry	$12,357
64	Houston	$355,131
13	Irwin	$7,581,242
67	Jackson	$287,448
86	Jasper	$142,305
20	Jeff Davis	$4,600,841
41	Jefferson	$1,461,547
38	Jenkins	$1,907,273
70	Johnson	$276,862
82	Jones	$158,680
72	Lamar	$239,429
40	Lanier	$1,770,784
56	Laurens	$689,923
17	Lee	$5,060,423
148	Liberty	$885
102	Lincoln	$58,105
130	Long	$9,657
43	Lowndes	$1,368,130
136	Lumpkin	$4,968
73	Macon	$234,556
80	Madison	$179,653
142	Marion	$2,075
24	McDuffie	$3,813,542
77	McIntosh	$192,644
95	Meriwether	$82,396
6	Miller	$11,255,107
2	Mitchell	$17,794,988
99	Monroe	$64,685
54	Montgomery	$723,432
48	Morgan	$931,103
122	Murray	$18,718
-	Muscogee	$0
125	Newton	$15,726
97	Oconee	$70,265
65	Oglethorpe	$317,480
153	Paulding	$289
84	Peach	$153,029
113	Pickens	$33,798
15	Pierce	$6,360,269
71	Pike	$276,242
128	Polk	$14,576
61	Pulaski	$499,981
62	Putnam	$476,278
79	Quitman	$180,461
141	Rabun	$2,322
39	Randolph	$1,836,117
143	Richmond	$1,682
150	Rockdale	$645
81	Schley	$175,032
33	Screven	$2,578,150

Rank	County	Farm gate Value
3	Seminole	$15,321,293
111	Spalding	$39,635
131	Stephens	$8,519
55	Stewart	$718,086
32	Sumter	$2,629,351
116	Talbot	$30,481
85	Taliaferro	$149,253
50	Tattnall	$838,970
118	Taylor	$28,118
53	Telfair	$731,938
27	Terrell	$3,105,887
22	Thomas	$4,215,204
19	Tift	$4,887,047
52	Toombs	$776,330
145	Towns	$1,500
75	Treutlen	$199,633
94	Troup	$92,946
10	Turner	$8,737,523
51	Twiggs	$833,954
121	Union	$19,155
110	Upson	$39,774
59	Walker	$576,303
120	Walton	$21,734
46	Ware	$1,108,163
109	Warren	$41,613
57	Washington	$659,158
49	Wayne	$900,100
37	Webster	$1,935,286
90	Wheeler	$132,444
126	White	$14,917
124	Whitfield	$16,434
26	Wilcox	$3,302,353
58	Wilkes	$650,654
103	Wilkinson	$56,511
11	Worth	$8,555,364
	Totals & Avg.	**$305,574,802**

Percent of Other Income 39.26%

Top Ten Counties by Value - Government Payments

County	Farm gate Value
Decatur	$51,035,463
Mitchell	$17,794,988
Seminole	$15,321,293
Coffee	$15,259,164
Colquitt	$11,536,941
Miller	$11,255,107
Calhoun	$9,536,630
Baker	$9,362,135
Bacon	$8,813,075
Turner	$8,737,523

Top Ten Counties

For Government Payments

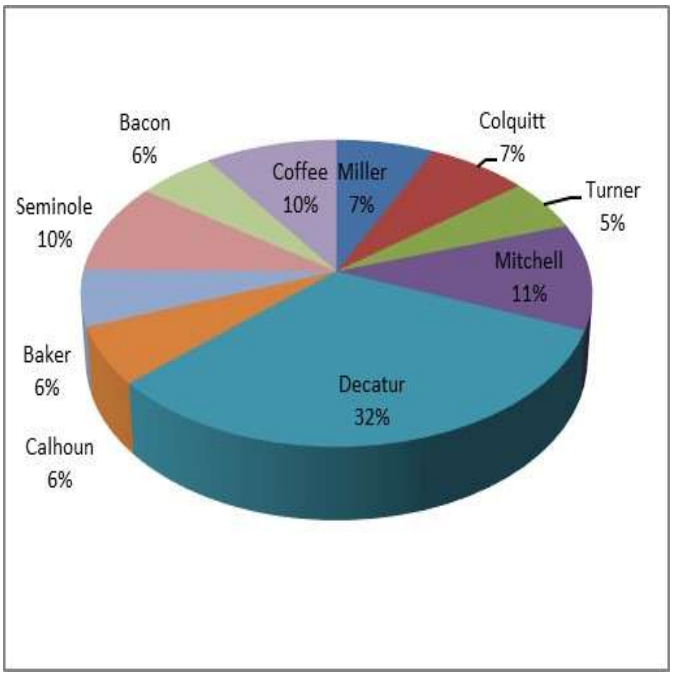

Hunting Leases - Deer Farm Gate Value 2023

Rank	County	Acres	$/Acre	Farm gate
73	Appling	10,000	$10.00	$100,000
11	Atkinson	150,000	$8.00	$1,200,000
79	Bacon	3,000	$12.00	$36,000
21	Baker	40,000	$20.00	$800,000
15	Baldwin	54,000	$20.00	$1,080,000
-	Banks	0	$0.00	$0
95	Barrow	50	$35.00	$1,750
74	Bartow	3,000	$30.00	$90,000
-	Ben Hill	0	$0.00	$0
25	Berrien	50,000	$12.00	$600,000
-	Bibb	0	$0.00	$0
48	Bleckley	30,000	$10.00	$300,000
46	Brantley	35,000	$9.00	$315,000
-	Brooks	0	$0.00	$0
44	Bryan	22,000	$15.00	$330,000
1	Bulloch	270,000	$15.00	$4,050,000
37	Burke	30,000	$13.00	$390,000
90	Butts	450	$15.00	$6,750
41	Calhoun	22,000	$16.00	$352,000
40	Camden	60,000	$6.00	$360,000
58	Candler	15,000	$12.50	$187,500
47	Carroll	26,000	$12.00	$312,000
-	Catoosa	0	$0.00	$0
35	Charlton	45,000	$9.00	$405,000
-	Chatham	0	$0.00	$0
-	Chattahoochee	0	$0.00	$0
80	Chattooga	2,500	$14.00	$35,000
-	Cherokee	0	$0.00	$0
-	Clarke	0	$0.00	$0
56	Clay	10,000	$20.00	$200,000
82	Clayton	785	$40.00	$31,400
29	Clinch	50,000	$10.00	$500,000
-	Cobb	0	$0.00	$0
54	Coffee	19,200	$12.00	$230,400
34	Colquitt	35,000	$12.00	$420,000
16	Columbia	35,000	$30.00	$1,050,000
28	Cook	35,000	$15.00	$525,000
-	Coweta	0	$0.00	$0
-	Crawford	0	$0.00	$0
75	Crisp	4,000	$20.00	$80,000
59	Dade	10,000	$18.00	$180,000
79	Dawson	3,000	$12.00	$36,000
76	Decatur	5,000	$12.00	$60,000
-	Dekalb	0	$0.00	$0
18	Dodge	75,000	$12.67	$950,250
17	Dooly	50,000	$20.00	$1,000,000
24	Dougherty	50,500	$12.00	$606,000
-	Douglas	0	$0.00	$0
9	Early	20,000	$75.00	$1,500,000
29	Echols	50,000	$10.00	$500,000
71	Effingham	3,500	$32.00	$112,000
68	Elbert	5,000	$25.00	$125,000
22	Emanuel	60,000	$13.00	$780,000
61	Evans	12,000	$13.00	$156,000
96	Fannin	150	$10.00	$1,500
-	Fayette	0	$0.00	$0
25	Floyd	25,000	$24.00	$600,000
-	Forsyth	0	$0.00	$0
65	Franklin	9,000	$15.00	$135,000
91	Fulton	81	$67.00	$5,427
81	Gilmer	1,750	$18.00	$31,500
30	Glascock	30,000	$16.00	$480,000

Rank	County	Acres	$/Acre	Farm gate
-	Glynn	0	$0.00	$0
-	Gordon	0	$0.00	$0
42	Grady	35,000	$10.00	$350,000
60	Greene	10,500	$15.00	$157,500
-	Gwinnett	0	$0.00	$0
-	Habersham	0	$0.00	$0
43	Hall	15,160	$22.00	$333,520
16	Hancock	30,000	$35.00	$1,050,000
92	Haralson	1,500	$2.73	$4,095
52	Harris	5,000	$50.00	$250,000
77	Hart	4,000	$12.00	$48,000
20	Heard	70,000	$12.00	$840,000
-	Henry	0	$0.00	$0
30	Houston	30,000	$16.00	$480,000
-	Irwin	0	$0.00	$0
57	Jackson	5,500	$35.00	$192,500
16	Jasper	75,000	$14.00	$1,050,000
21	Jeff Davis	80,000	$10.00	$800,000
13	Jefferson	75,000	$15.00	$1,125,000
59	Jenkins	15,000	$12.00	$180,000
26	Johnson	50,000	$11.50	$575,000
25	Jones	40,000	$15.00	$600,000
53	Lamar	20,000	$12.00	$240,000
-	Lanier	0	$0.00	$0
51	Laurens	23,150	$12.00	$277,800
53	Lee	20,000	$12.00	$240,000
63	Liberty	9,200	$15.00	$138,000
19	Lincoln	60,000	$15.00	$900,000
9	Long	100,000	$15.00	$1,500,000
55	Lowndes	12,000	$17.00	$204,000
89	Lumpkin	600	$12.00	$7,200
14	Macon	55,000	$20.00	$1,100,000
80	Madison	3,500	$10.00	$35,000
12	Marion	55,000	$21.00	$1,155,000
-	McDuffie	0	$0.00	$0
-	McIntosh	0	$0.00	$0
5	Meriwether	187,000	$15.00	$2,805,000
56	Miller	2,000	$100.00	$200,000
40	Mitchell	30,000	$12.00	$360,000
88	Monroe	350	$25.00	$8,750
70	Montgomery	7,700	$15.00	$115,500
9	Morgan	75,000	$20.00	$1,500,000
86	Murray	1,500	$12.00	$18,000
-	Muscogee	0	$0.00	$0
39	Newton	2,500	$150.00	$375,000
-	Oconee	0	$0.00	$0
62	Oglethorpe	10,000	$15.00	$150,000
-	Paulding	0	$0.00	$0
17	Peach	50,000	$20.00	$1,000,000
93	Pickens	25	$150.00	$3,750
48	Pierce	25,000	$12.00	$300,000
67	Pike	8,000	$15.90	$127,200
72	Polk	2,300	$45.00	$103,500
83	Pulaski	1,500	$20.00	$30,000
3	Putnam	95,000	$35.00	$3,325,000
49	Quitman	24,000	$12.00	$288,000
-	Rabun	0	$0.00	$0
4	Randolph	195,000	$16.00	$3,120,000
-	Richmond	0	$0.00	$0
87	Rockdale	1,000	$14.00	$14,000
27	Schley	28,000	$20.00	$560,000
50	Screven	22,000	$13.00	$286,000

Rank	County	Acres	$/Acre	Farm gate
85	Seminole	1,300	$15.00	$19,500
78	Spalding	2,200	$20.00	$44,000
74	Stephens	5,000	$18.00	$90,000
45	Stewart	20,000	$16.00	$320,000
32	Sumter	36,750	$12.50	$459,375
74	Talbot	3,000	$30.00	$90,000
-	Taliaferro	0	$0.00	$0
-	Tattnall	0	$0.00	$0
9	Taylor	75,000	$20.00	$1,500,000
33	Telfair	45,000	$10.00	$450,000
7	Terrell	85,000	$20.00	$1,700,000
69	Thomas	2,250	$55.00	$123,750
40	Tift	18,000	$20.00	$360,000
58	Toombs	15,000	$12.50	$187,500
-	Towns	0	$0.00	$0
-	Treutlen	0	$0.00	$0
36	Troup	20,000	$20.00	$400,000
64	Turner	11,280	$12.00	$135,360
33	Twiggs	30,000	$15.00	$450,000
-	Union	0	$0.00	$0
30	Upson	40,000	$12.00	$480,000
31	Walker	23,000	$20.00	$460,000
84	Walton	1,750	$12.00	$21,000
23	Ware	60,000	$12.00	$720,000
21	Warren	80,000	$10.00	$800,000
6	Washington	180,000	$11.00	$1,980,000
2	Wayne	250,000	$15.00	$3,750,000
10	Webster	60,000	$21.00	$1,260,000
66	Wheeler	11,000	$12.00	$132,000
94	White	250	$12.00	$3,000
-	Whitfield	0	$0.00	$0
38	Wilcox	21,000	$18.00	$378,000
56	Wilkes	20,000	$10.00	$200,000
8	Wilkinson	130,000	$12.00	$1,560,000
39	Worth	25,000	$15.00	$375,000
	Totals & Avg.	**4,406,731**		**$68,217,277**

Percent of Other Income 8.77%

Top Ten Counties by Value - Hunting Leases - Deer

County	Acres	$/Acre	Farm gate
Bulloch	270,000	$15.00	$4,050,000
Wayne	250,000	$15.00	$3,750,000
Putnam	95,000	$35.00	$3,325,000
Randolph	195,000	$16.00	$3,120,000
Meriwether	187,000	$15.00	$2,805,000
Washington	180,000	$11.00	$1,980,000
Terrell	85,000	$20.00	$1,700,000
Wilkinson	130,000	$12.00	$1,560,000
Early	20,000	$75.00	$1,500,000
Long	100,000	$15.00	$1,500,000

Top Ten Counties

For Hunting Leases - Deer

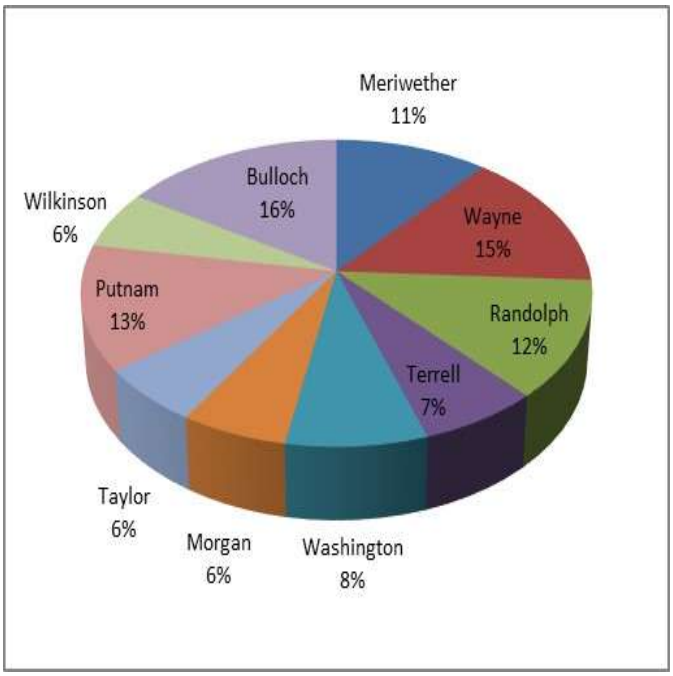

Hunting Leases - Duck Farm Gate Value 2023

Rank	County	Acres	$/Acre	Farm gate
-	Appling	0	$0.00	$0
-	Atkinson	0	$0.00	$0
41	Bacon	15	$50.00	$750
4	Baker	5,300	$30.00	$159,000
13	Baldwin	500	$75.00	$37,500
-	Banks	0	$0.00	$0
-	Barrow	0	$0.00	$0
9	Bartow	1,800	$30.00	$54,000
-	Ben Hill	0	$0.00	$0
33	Berrien	100	$50.00	$5,000
-	Bibb	0	$0.00	$0
23	Bleckley	300	$50.00	$15,000
-	Brantley	0	$0.00	$0
-	Brooks	0	$0.00	$0
-	Bryan	0	$0.00	$0
27	Bulloch	225	$50.00	$11,250
5	Burke	2,500	$50.00	$125,000
-	Butts	0	$0.00	$0
22	Calhoun	300	$60.00	$18,000
-	Camden	0	$0.00	$0
43	Candler	100	$5.00	$500
21	Carroll	1,600	$12.00	$19,200
-	Catoosa	0	$0.00	$0
-	Charlton	0	$0.00	$0
-	Chatham	0	$0.00	$0
-	Chattahoochee	0	$0.00	$0
-	Chattooga	0	$0.00	$0
-	Cherokee	0	$0.00	$0
-	Clarke	0	$0.00	$0
-	Clay	0	$0.00	$0
-	Clayton	0	$0.00	$0
1	Clinch	20,000	$25.00	$500,000
-	Cobb	0	$0.00	$0
-	Coffee	0	$0.00	$0
7	Colquitt	1,800	$50.00	$90,000
28	Columbia	200	$55.00	$11,000
-	Cook	0	$0.00	$0
-	Coweta	0	$0.00	$0
-	Crawford	0	$0.00	$0
38	Crisp	200	$10.00	$2,000
-	Dade	0	$0.00	$0
-	Dawson	0	$0.00	$0
6	Decatur	2,000	$50.00	$100,000
-	Dekalb	0	$0.00	$0
-	Dodge	0	$0.00	$0
40	Dooly	50	$22.00	$1,100
37	Dougherty	50	$50.00	$2,500
-	Douglas	0	$0.00	$0
-	Early	0	$0.00	$0
3	Echols	20,000	$10.00	$200,000
-	Effingham	0	$0.00	$0
17	Elbert	1,000	$25.00	$25,000
30	Emanuel	1,000	$8.00	$8,000
-	Evans	0	$0.00	$0
-	Fannin	0	$0.00	$0
-	Fayette	0	$0.00	$0
-	Floyd	0	$0.00	$0
-	Forsyth	0	$0.00	$0
17	Franklin	500	$50.00	$25,000
-	Fulton	0	$0.00	$0
-	Gilmer	0	$0.00	$0
24	Glascock	135	$95.00	$12,825

Rank	County	Acres	$/Acre	Farm gate
-	Glynn	0	$0.00	$0
-	Gordon	0	$0.00	$0
16	Grady	575	$50.00	$28,750
-	Greene	0	$0.00	$0
-	Gwinnett	0	$0.00	$0
-	Habersham	0	$0.00	$0
-	Hall	0	$0.00	$0
31	Hancock	100	$75.00	$7,500
-	Haralson	0	$0.00	$0
15	Harris	500	$60.00	$30,000
39	Hart	25	$50.00	$1,250
-	Heard	0	$0.00	$0
-	Henry	0	$0.00	$0
-	Houston	0	$0.00	$0
-	Irwin	0	$0.00	$0
32	Jackson	200	$35.00	$7,000
33	Jasper	200	$25.00	$5,000
14	Jeff Davis	3,000	$12.00	$36,000
-	Jefferson	0	$0.00	$0
36	Jenkins	250	$12.00	$3,000
33	Johnson	50	$100.00	$5,000
-	Jones	0	$0.00	$0
-	Lamar	0	$0.00	$0
-	Lanier	0	$0.00	$0
-	Laurens	0	$0.00	$0
33	Lee	100	$50.00	$5,000
-	Liberty	0	$0.00	$0
42	Lincoln	20	$30.00	$600
-	Long	0	$0.00	$0
35	Lowndes	500	$7.00	$3,500
-	Lumpkin	0	$0.00	$0
-	Macon	0	$0.00	$0
-	Madison	0	$0.00	$0
20	Marion	1,200	$18.00	$21,600
-	McDuffie	0	$0.00	$0
-	McIntosh	0	$0.00	$0
18	Meriwether	500	$45.00	$22,500
-	Miller	0	$0.00	$0
17	Mitchell	500	$50.00	$25,000
43	Monroe	25	$20.00	$500
-	Montgomery	0	$0.00	$0
41	Morgan	25	$30.00	$750
-	Murray	0	$0.00	$0
-	Muscogee	0	$0.00	$0
27	Newton	150	$75.00	$11,250
-	Oconee	0	$0.00	$0
-	Oglethorpe	0	$0.00	$0
-	Paulding	0	$0.00	$0
-	Peach	0	$0.00	$0
-	Pickens	0	$0.00	$0
10	Pierce	1,000	$50.00	$50,000
-	Pike	0	$0.00	$0
-	Polk	0	$0.00	$0
-	Pulaski	0	$0.00	$0
2	Putnam	1,500	$150.00	$225,000
-	Quitman	0	$0.00	$0
-	Rabun	0	$0.00	$0
-	Randolph	0	$0.00	$0
-	Richmond	0	$0.00	$0
-	Rockdale	0	$0.00	$0
26	Schley	800	$15.00	$12,000
29	Screven	200	$50.00	$10,000

Rank	County	Acres	$/Acre	Farm gate
25	Seminole	250	$50.00	$12,500
-	Spalding	0	$0.00	$0
-	Stephens	0	$0.00	$0
-	Stewart	0	$0.00	$0
31	Sumter	600	$12.50	$7,500
-	Talbot	0	$0.00	$0
-	Taliaferro	0	$0.00	$0
-	Tattnall	0	$0.00	$0
-	Taylor	0	$0.00	$0
8	Telfair	4,000	$20.00	$80,000
23	Terrell	250	$60.00	$15,000
12	Thomas	1,150	$35.00	$40,250
39	Tift	25	$50.00	$1,250
-	Toombs	0	$0.00	$0
-	Towns	0	$0.00	$0
-	Treutlen	0	$0.00	$0
11	Troup	700	$60.00	$42,000
29	Turner	200	$50.00	$10,000
-	Twiggs	0	$0.00	$0
-	Union	0	$0.00	$0
-	Upson	0	$0.00	$0
-	Walker	0	$0.00	$0
-	Walton	0	$0.00	$0
10	Ware	1,000	$50.00	$50,000
19	Warren	140	$160.00	$22,400
17	Washington	500	$50.00	$25,000
-	Wayne	0	$0.00	$0
7	Webster	5,000	$18.00	$90,000
22	Wheeler	600	$30.00	$18,000
-	White	0	$0.00	$0
-	Whitfield	0	$0.00	$0
34	Wilcox	80	$45.00	$3,600
-	Wilkes	0	$0.00	$0
-	Wilkinson	0	$0.00	$0
-	Worth	0	$0.00	$0
	Totals & Avg.	**85,590**		**$2,351,325**

Percent of Other Income 0.30%

Top Ten Counties by Value - Hunting Leases - Duck

County	Acres	$/Acre	Farm gate
Clinch	20,000	$25.00	$500,000
Putnam	1,500	$150.00	$225,000
Echols	20,000	$10.00	$200,000
Baker	5,300	$30.00	$159,000
Burke	2,500	$50.00	$125,000
Decatur	2,000	$50.00	$100,000
Colquitt	1,800	$50.00	$90,000
Webster	5,000	$18.00	$90,000
Telfair	4,000	$20.00	$80,000
Bartow	1,800	$30.00	$54,000

Top Ten Counties

For Hunting Leases - Duck

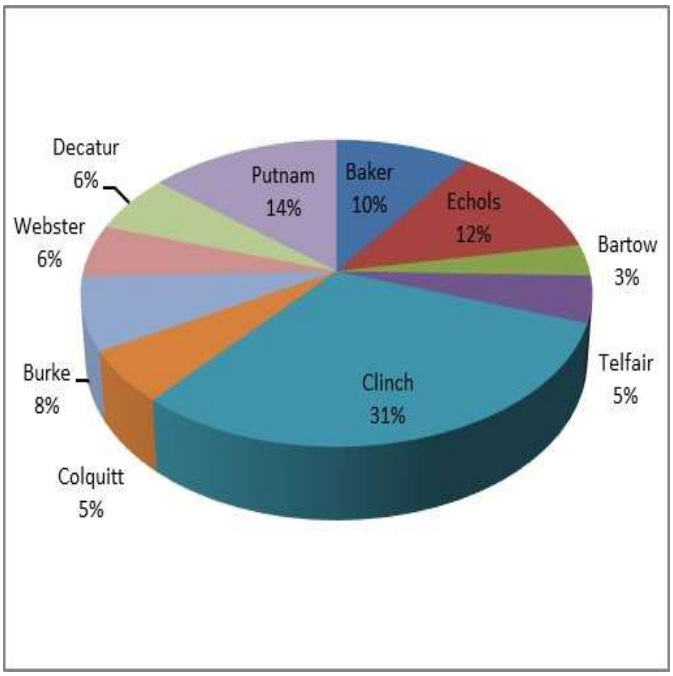

Hunting Leases - Turkey Farm Gate Value 2023

Rank	County	Acres	$/Acre	Farm gate
34	Appling	10,000	$10.00	$100,000
34	Atkinson	50,000	$2.00	$100,000
75	Bacon	1,000	$2.00	$2,000
38	Baker	2,500	$30.00	$75,000
10	Baldwin	54,000	$10.00	$540,000
-	Banks	0	$0.00	$0
-	Barrow	0	$0.00	$0
43	Bartow	1,800	$30.00	$54,000
-	Ben Hill	0	$0.00	$0
64	Berrien	4,000	$2.00	$8,000
-	Bibb	0	$0.00	$0
27	Bleckley	15,000	$10.00	$150,000
68	Brantley	2,500	$2.00	$5,000
-	Brooks	0	$0.00	$0

Rank	County	Acres	$/Acre	Farm gate
17	Bryan	21,000	$15.00	$315,000
20	Bulloch	100,000	$2.75	$275,000
62	Burke	3,000	$3.00	$9,000
-	Butts	0	$0.00	$0
52	Calhoun	10,000	$3.00	$30,000
15	Camden	60,000	$6.00	$360,000
52	Candler	10,000	$3.00	$30,000
26	Carroll	13,000	$12.00	$156,000
-	Catoosa	0	$0.00	$0
65	Charlton	3,500	$2.00	$7,000
-	Chatham	0	$0.00	$0
-	Chattahoochee	0	$0.00	$0
74	Chattooga	750	$3.00	$2,250
-	Cherokee	0	$0.00	$0
-	Clarke	0	$0.00	$0
-	Clay	0	$0.00	$0
58	Clayton	683	$25.00	$17,075
44	Clinch	10,000	$5.00	$50,000
-	Cobb	0	$0.00	$0
52	Coffee	6,000	$5.00	$30,000
51	Colquitt	8,000	$4.00	$32,000
4	Columbia	35,000	$35.00	$1,225,000
61	Cook	1,000	$10.00	$10,000
-	Coweta	0	$0.00	$0
-	Crawford	0	$0.00	$0
67	Crisp	600	$10.00	$6,000
52	Dade	3,000	$10.00	$30,000
62	Dawson	3,000	$3.00	$9,000
61	Decatur	1,000	$10.00	$10,000
-	Dekalb	0	$0.00	$0
44	Dodge	12,500	$4.00	$50,000
34	Dooly	5,000	$20.00	$100,000
33	Dougherty	50,500	$2.00	$101,000
-	Douglas	0	$0.00	$0
55	Early	500	$50.00	$25,000
11	Echols	50,000	$10.00	$500,000
61	Effingham	500	$20.00	$10,000
34	Elbert	4,000	$25.00	$100,000
44	Emanuel	10,000	$5.00	$50,000
67	Evans	2,000	$3.00	$6,000
-	Fannin	0	$0.00	$0
-	Fayette	0	$0.00	$0
31	Floyd	5,000	$24.00	$120,000
-	Forsyth	0	$0.00	$0
61	Franklin	5,000	$2.00	$10,000
-	Fulton	0	$0.00	$0
73	Gilmer	450	$6.00	$2,700
24	Glascock	14,000	$14.00	$196,000
-	Glynn	0	$0.00	$0
-	Gordon	0	$0.00	$0
66	Grady	3,400	$2.00	$6,800
38	Greene	5,000	$15.00	$75,000
-	Gwinnett	0	$0.00	$0
-	Habersham	0	$0.00	$0
18	Hall	15,160	$20.00	$303,200
22	Hancock	12,000	$20.00	$240,000
-	Haralson	0	$0.00	$0
23	Harris	4,000	$50.00	$200,000
69	Hart	400	$12.00	$4,800
35	Heard	45,000	$2.00	$90,000
-	Henry	0	$0.00	$0
-	Houston	0	$0.00	$0
-	Irwin	0	$0.00	$0
63	Jackson	250	$35.00	$8,750

Rank	County	Acres	$/Acre	Farm gate
1	Jasper	75,000	$75.00	$5,625,000
25	Jeff Davis	80,000	$2.00	$160,000
14	Jefferson	25,000	$15.00	$375,000
55	Jenkins	5,000	$5.00	$25,000
52	Johnson	10,000	$3.00	$30,000
9	Jones	40,000	$15.00	$600,000
47	Lamar	20,000	$2.00	$40,000
-	Lanier	0	$0.00	$0
19	Laurens	23,150	$12.00	$277,800
70	Lee	2,000	$2.00	$4,000
30	Liberty	9,200	$15.00	$138,000
36	Lincoln	35,000	$2.50	$87,500
-	Long	0	$0.00	$0
53	Lowndes	4,000	$7.00	$28,000
77	Lumpkin	50	$8.00	$400
16	Macon	55,000	$6.00	$330,000
75	Madison	100	$20.00	$2,000
5	Marion	50,000	$19.00	$950,000
-	McDuffie	0	$0.00	$0
-	McIntosh	0	$0.00	$0
48	Meriwether	7,200	$5.00	$36,000
44	Miller	1,000	$50.00	$50,000
75	Mitchell	1,000	$2.00	$2,000
71	Monroe	200	$15.00	$3,000
56	Montgomery	1,600	$12.00	$19,200
7	Morgan	75,000	$10.00	$750,000
57	Murray	1,500	$12.00	$18,000
-	Muscogee	0	$0.00	$0
52	Newton	300	$100.00	$30,000
-	Oconee	0	$0.00	$0
-	Oglethorpe	0	$0.00	$0
-	Paulding	0	$0.00	$0
-	Peach	0	$0.00	$0
-	Pickens	0	$0.00	$0
61	Pierce	5,000	$2.00	$10,000
42	Pike	8,000	$6.82	$54,560
54	Polk	575	$45.00	$25,875
-	Pulaski	0	$0.00	$0
2	Putnam	95,000	$20.00	$1,900,000
28	Quitman	18,000	$8.00	$144,000
-	Rabun	0	$0.00	$0
8	Randolph	105,000	$7.00	$735,000
-	Richmond	0	$0.00	$0
72	Rockdale	1,100	$2.50	$2,750
12	Schley	20,000	$20.00	$400,000
46	Screven	15,000	$2.75	$41,250
60	Seminole	6,500	$2.00	$13,000
-	Spalding	0	$0.00	$0
35	Stephens	5,000	$18.00	$90,000
29	Stewart	20,000	$7.00	$140,000
45	Sumter	3,750	$12.50	$46,875
35	Talbot	3,000	$30.00	$90,000
-	Taliaferro	0	$0.00	$0
-	Tattnall	0	$0.00	$0
-	Taylor	0	$0.00	$0
34	Telfair	10,000	$10.00	$100,000
38	Terrell	15,000	$5.00	$75,000
41	Thomas	1,150	$50.00	$57,500
59	Tift	1,000	$15.00	$15,000
-	Toombs	0	$0.00	$0
-	Towns	0	$0.00	$0
-	Treutlen	0	$0.00	$0
40	Troup	6,500	$10.00	$65,000
32	Turner	9,000	$11.50	$103,500

Rank	County	Acres	$/Acre	Farm gate
21	Twiggs	20,000	$12.50	$250,000
-	Union	0	$0.00	$0
12	Upson	40,000	$10.00	$400,000
50	Walker	5,000	$6.82	$34,100
76	Walton	550	$2.00	$1,100
38	Ware	7,500	$10.00	$75,000
6	Warren	80,000	$10.00	$800,000
59	Washington	5,000	$3.00	$15,000
49	Wayne	5,000	$7.00	$35,000
13	Webster	20,000	$19.00	$380,000
37	Wheeler	8,000	$10.00	$80,000
71	White	250	$12.00	$3,000
-	Whitfield	0	$0.00	$0
39	Wilcox	9,000	$8.00	$72,000
37	Wilkes	20,000	$4.00	$80,000
3	Wilkinson	130,000	$12.00	$1,560,000
43	Worth	18,000	$3.00	$54,000
	Totals & Avg.	**1,913,168**		**$23,365,985**

Percent of Other Income 3.00%

Top Ten Counties by Value - Hunting Leases - Turkey

County	Acres	$/Acre	Farm gate
Jasper	75,000	$75.00	$5,625,000
Putnam	95,000	$20.00	$1,900,000
Wilkinson	130,000	$12.00	$1,560,000
Columbia	35,000	$35.00	$1,225,000
Marion	50,000	$19.00	$950,000
Warren	80,000	$10.00	$800,000
Morgan	75,000	$10.00	$750,000
Randolph	105,000	$7.00	$735,000
Jones	40,000	$15.00	$600,000
Baldwin	54,000	$10.00	$540,000

Top Ten Counties

For Hunting Leases - Turkey

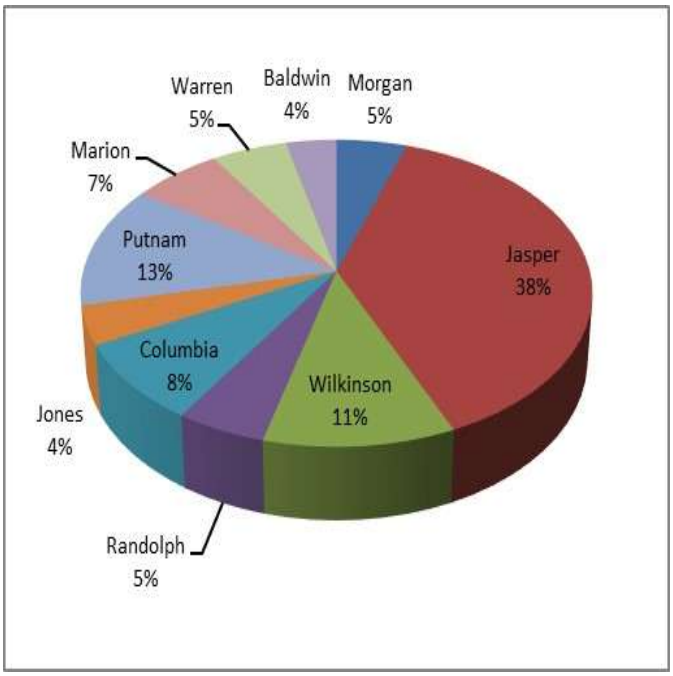

Miscellaneous Income Farm Gate Value 2023

Rank	County	Farm gate
-	Appling	$0
-	Atkinson	$0
11	Bacon	$7,500
13	Baker	$1,200
-	Baldwin	$0
-	Banks	$0
-	Barrow	$0
-	Bartow	$0
-	Ben Hill	$0
-	Berrien	$0
-	Bibb	$0
-	Bleckley	$0
4	Brantley	$45,000
-	Brooks	$0
-	Bryan	$0
-	Bulloch	$0
-	Burke	$0
-	Butts	$0
-	Calhoun	$0
-	Camden	$0
-	Candler	$0
-	Carroll	$0
2	Catoosa	$100,000
-	Charlton	$0
-	Chatham	$0
-	Chattahoochee	$0
-	Chattooga	$0
-	Cherokee	$0
-	Clarke	$0
-	Clay	$0
-	Clayton	$0
-	Clinch	$0
-	Cobb	$0
-	Coffee	$0
-	Colquitt	$0
-	Columbia	$0
-	Cook	$0
-	Coweta	$0
-	Crawford	$0
-	Crisp	$0
-	Dade	$0
-	Dawson	$0
-	Decatur	$0
-	Dekalb	$0
-	Dodge	$0
-	Dooly	$0
-	Dougherty	$0
-	Douglas	$0
-	Early	$0
-	Echols	$0
-	Effingham	$0
-	Elbert	$0
-	Emanuel	$0
-	Evans	$0
9	Fannin	$10,000

Rank	County	Farm gate
-	Fayette	$0
-	Floyd	$0
-	Forsyth	$0
-	Franklin	$0
-	Fulton	$0
9	Gilmer	$10,000
-	Glascock	$0
-	Glynn	$0
-	Gordon	$0
-	Grady	$0
-	Greene	$0
-	Gwinnett	$0
-	Habersham	$0
-	Hall	$0
7	Hancock	$15,000
-	Haralson	$0
-	Harris	$0
-	Hart	$0
-	Heard	$0
-	Henry	$0
-	Houston	$0
-	Irwin	$0
12	Jackson	$5,000
-	Jasper	$0
-	Jeff Davis	$0
-	Jefferson	$0
-	Jenkins	$0
5	Johnson	$35,000
-	Jones	$0
-	Lamar	$0
-	Lanier	$0
-	Laurens	$0
-	Lee	$0
-	Liberty	$0
-	Lincoln	$0
-	Long	$0
1	Lowndes	$300,000
-	Lumpkin	$0
-	Macon	$0
-	Madison	$0
-	Marion	$0
-	McDuffie	$0
-	McIntosh	$0
-	Meriwether	$0
-	Miller	$0
-	Mitchell	$0
-	Monroe	$0
-	Montgomery	$0
-	Morgan	$0
-	Murray	$0
-	Muscogee	$0
-	Newton	$0
-	Oconee	$0
-	Oglethorpe	$0
-	Paulding	$0

Rank	County	Farm gate
-	Peach	$0
-	Pickens	$0
11	Pierce	$7,500
-	Pike	$0
-	Polk	$0
-	Pulaski	$0
8	Putnam	$12,000
-	Quitman	$0
-	Rabun	$0
-	Randolph	$0
-	Richmond	$0
-	Rockdale	$0
-	Schley	$0
-	Screven	$0
-	Seminole	$0
-	Spalding	$0
-	Stephens	$0
10	Stewart	$7,900
-	Sumter	$0
-	Talbot	$0
-	Taliaferro	$0
-	Tattnall	$0
-	Taylor	$0
6	Telfair	$25,000
-	Terrell	$0
-	Thomas	$0
-	Tift	$0
-	Toombs	$0
-	Towns	$0
-	Treutlen	$0
-	Troup	$0
-	Turner	$0
9	Twiggs	$10,000
-	Union	$0
-	Upson	$0
-	Walker	$0
-	Walton	$0
-	Ware	$0
-	Warren	$0
3	Washington	$50,000
-	Wayne	$0
-	Webster	$0
6	Wheeler	$25,000
-	White	$0
-	Whitfield	$0
-	Wilcox	$0
-	Wilkes	$0
-	Wilkinson	$0
-	Worth	$0
	Totals & Avg.	**$666,100**

Percent of Other Income
0.09%

Total Other Income and AgriTourism Value 2023

Rank	County	Farm gate
9	Appling	$16,023,830
21	Atkinson	$11,365,416
8	Bacon	$16,393,290
11	Baker	$15,010,990
69	Baldwin	$3,099,086
140	Banks	$210,629
152	Barrow	$66,168
104	Bartow	$964,539
55	Ben Hill	$4,514,973
5	Berrien	$18,443,254
141	Bibb	$200,095
71	Bleckley	$2,884,273
99	Brantley	$1,226,318
25	Brooks	$10,229,277
108	Bryan	$896,230
20	Bulloch	$11,681,359
39	Burke	$7,454,701
134	Butts	$360,979
17	Calhoun	$12,613,473
115	Camden	$722,462
83	Candler	$2,010,892
61	Carroll	$3,674,339
144	Catoosa	$139,629
109	Charlton	$824,387
129	Chatham	$409,923
126	Chattooga	$455,440
22	Cherokee	$11,280,825
147	Clarke	$108,379
59	Clay	$4,113,111
150	Clayton	$81,154
29	Clinch	$8,884,756
156	Cobb	$318
4	Coffee	$26,939,821
2	Colquitt	$29,752,791
76	Columbia	$2,415,165
32	Cook	$8,744,798
107	Coweta	$905,787
67	Crawford	$3,214,779
45	Crisp	$6,509,150
130	Dade	$400,397
94	Dawson	$1,364,983
1	Decatur	$56,544,088
47	Dodge	$5,819,473
16	Dooly	$12,690,856
56	Dougherty	$4,374,501
154	Douglas	$19,825
14	Early	$13,701,680
77	Echols	$2,213,932
66	Effingham	$3,216,850
103	Elbert	$996,527
57	Emanuel	$4,308,590
95	Evans	$1,364,687
74	Fannin	$2,583,364

Rank	County	Farm gate
146	Fayette	$138,481
101	Floyd	$1,201,019
128	Forsyth	$420,810
120	Franklin	$595,453
123	Fulton	$547,894
37	Gilmer	$7,796,201
102	Glascock	$1,029,734
143	Glynn	$143,688
119	Gordon	$622,943
41	Grady	$6,763,717
125	Greene	$531,812
155	Gwinnett	$868
62	Habersham	$3,610,575
72	Hall	$2,728,564
87	Hancock	$1,668,221
139	Haralson	$217,862
73	Harris	$2,640,152
132	Hart	$373,202
105	Heard	$953,280
111	Henry	$815,484
98	Houston	$1,282,228
13	Irwin	$14,033,288
100	Jackson	$1,212,323
30	Jasper	$8,867,061
28	Jeff Davis	$9,005,868
64	Jefferson	$3,275,248
65	Jenkins	$3,274,175
96	Johnson	$1,317,709
93	Jones	$1,390,555
122	Lamar	$558,017
46	Lanier	$6,429,354
82	Laurens	$2,091,861
26	Lee	$9,963,424
124	Liberty	$546,135
63	Lincoln	$3,329,455
88	Long	$1,620,982
52	Lowndes	$5,398,430
117	Lumpkin	$697,068
31	Macon	$8,858,759
113	Madison	$734,280
43	Marion	$6,681,302
58	McDuffie	$4,275,542
136	McIntosh	$293,861
51	Meriwether	$5,403,012
7	Miller	$17,086,228
3	Mitchell	$29,247,080
112	Monroe	$743,305
86	Montgomery	$1,765,641
33	Morgan	$8,270,377
138	Murray	$253,359
60	Newton	$3,857,936
133	Oconee	$370,890
110	Oglethorpe	$821,069

Rank	County	Farm gate
135	Paulding	$339,389
53	Peach	$5,345,737
148	Pickens	$105,873
15	Pierce	$13,224,189
114	Pike	$726,280
121	Polk	$571,990
91	Pulaski	$1,468,989
35	Putnam	$7,858,113
118	Quitman	$641,776
79	Rabun	$2,102,322
38	Randolph	$7,692,744
151	Richmond	$72,528
127	Rockdale	$428,995
85	Schley	$1,768,216
54	Screven	$5,237,036
6	Seminole	$18,083,756
149	Spalding	$99,950
89	Stephens	$1,592,019
80	Stewart	$2,102,244
42	Sumter	$6,762,163
137	Talbot	$270,481
142	Taliaferro	$196,369
27	Tattnall	$9,018,153
36	Taylor	$7,800,788
49	Telfair	$5,434,729
34	Terrell	$8,022,987
10	Thomas	$15,237,782
18	Tift	$12,183,052
19	Toombs	$11,729,344
92	Towns	$1,443,500
131	Treutlen	$392,657
84	Troup	$1,881,266
24	Turner	$10,966,737
81	Twiggs	$2,091,867
116	Union	$714,347
106	Upson	$937,258
90	Walker	$1,503,733
145	Walton	$139,581
40	Ware	$6,829,661
78	Warren	$2,188,190
70	Washington	$2,971,090
23	Wayne	$11,144,539
48	Webster	$5,589,903
75	Wheeler	$2,445,292
44	White	$6,515,423
153	Whitfield	$40,723
50	Wilcox	$5,434,193
97	Wilkes	$1,287,327
68	Wilkinson	$3,185,984
12	Worth	$14,254,916
	Totals & Avg.	**$778,258,504**